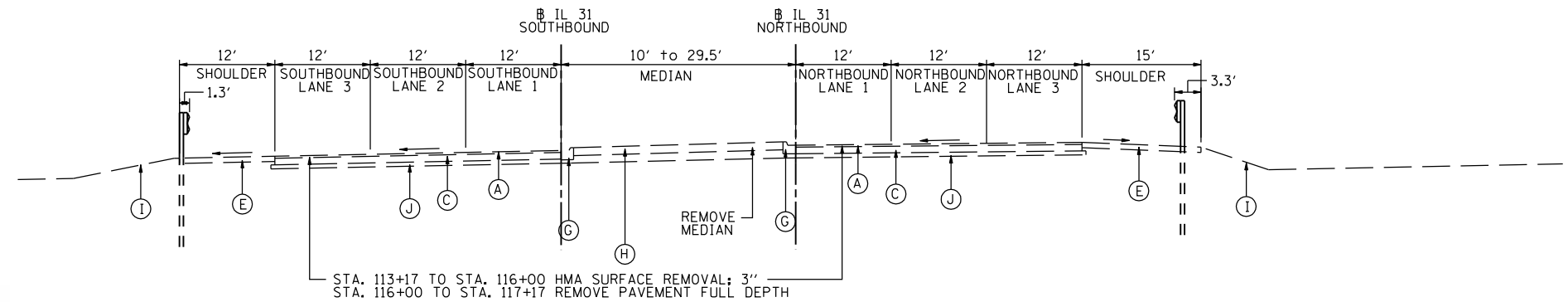


**EXISTING CONDITIONS**

- (A) HOT-MIX ASPHALT SURFACE COURSE 2 1/2"-3"
- (B) PORTLAND CEMENT CONCRETE PAVEMENT, 10"
- (C) PORTLAND CEMENT CONCRETE BASE COURSE, 9"- 10"
- (D) HOT-MIX ASPHALT BASE COURSE, 11 1/4"
- (E) HOT-MIX ASPHALT SHOULDER, 8"
- (F) AGGREGATE SHOULDER, 6"-8"
- (G) COMBINATION CONCRETE CURB & GUTTER, TYPE B-6.12 OR B-6.24
- (H) MEDIAN SURFACE, 12"
- (I) EXISTING GROUND
- (J) GRANULAR SUBBASE, THICKNESS VARIES

**PROPOSED IMPROVEMENTS**

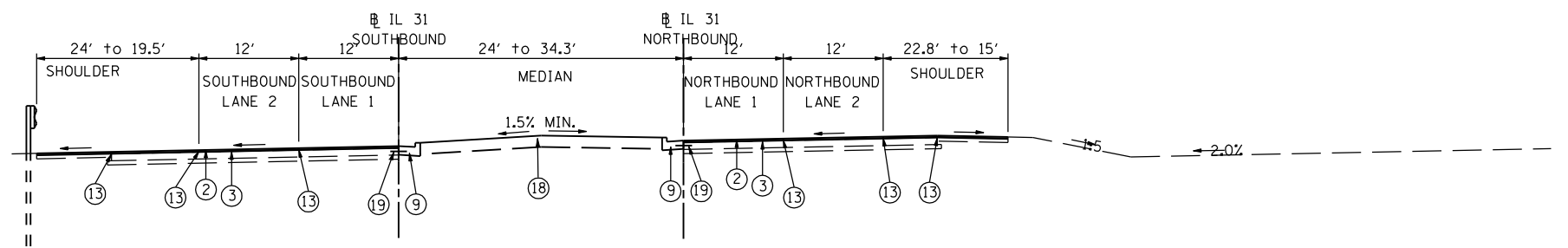
- (1) POLYMERIZED HOT-MIX ASPHALT SURFACE COURSE, MIX "F", N90: 2"
  - (2) HOT-MIX ASPHALT SURFACE COURSE, MIX "D", N70: 2"
  - (3) LEVELING BINDER (MACHINE METHOD), N70: 3/4" & VAR. ON US 30, 1" ON IL 31 & VAR.
  - (4) (US 30) HOT-MIX ASPHALT PAVEMENT (FULL DEPTH), 12 3/4" CONSISTING OF:  
POLYMERIZED HOT-MIX ASPHALT SURFACE COURSE, MIX "F", N90: 2"  
POLYMERIZED HOT-MIX ASPHALT BINDER COURSE, IL-19.0, N90: 2 1/4"  
HOT-MIX ASPHALT BINDER COURSE, IL-19.0, N90: 8 1/2"
  - (5) (IL 31) HOT-MIX ASPHALT PAVEMENT (FULL DEPTH), 12 3/4" CONSISTING OF:  
HOT-MIX ASPHALT SURFACE COURSE, MIX "D", N70: 2"  
HOT-MIX ASPHALT BINDER COURSE, IL-19.0, N70: 10 3/4"
  - (6) (RAMPS) HOT-MIX ASPHALT PAVEMENT (FULL DEPTH), 12 1/2" CONSISTING OF:  
HOT-MIX ASPHALT SURFACE COURSE, MIX "D", N70: 2"  
HOT-MIX ASPHALT BINDER COURSE, IL-19.0, N70: 10 1/2"
  - (7) (US 30 & IL 31) HOT-MIX ASPHALT SHOULDERS, 12 3/4" CONSISTING OF:  
HOT-MIX ASPHALT SURFACE COURSE, MIX "D", N70: 2"  
HOT-MIX ASPHALT BINDER COURSE, IL-19.0, N70: 10 3/4"
  - (8) (RAMPS) HOT-MIX ASPHALT SHOULDERS, 12 1/2" CONSISTING OF:  
HOT-MIX ASPHALT SURFACE COURSE, MIX "D", N70: 2"  
HOT-MIX ASPHALT BINDER COURSE, IL-19.0, N70: 10 1/2"
  - (9) COMBINATION CONCRETE CURB & GUTTER, TYPE B-6.24
  - (10) AGGREGATE SUBGRADE IMPROVEMENT, 12"
  - (11) AGGREGATE SHOULDER, TYPE B, 8"
  - (12) AGGREGATE WEDGE SHOULDER, TYPE B
  - (13) STRIP REFLECTIVE CRACK CONTROL TREATMENT
  - (14) CONCRETE MEDIAN SURFACE, 4"
  - (15) PORTLAND CEMENT CONCRETE PAVEMENT, 10" (JOINTED)
  - (16) PORTLAND CEMENT CONCRETE SHOULDERS, 10"
  - (17) TOPSOIL, FURNISH & PLACE, 4", FERTILIZER NUTRIENTS AND SEEDING OR SODDING.  
SEE LANDSCAPING PLANS FOR LOCATIONS AND SEEDING TYPE.
  - (18) TOPSOIL, FURNISH & PLACE, 30", FERTILIZER NUTRIENTS, SEEDING CLASS 2A  
AND EROSION CONTROL BLANKET
- (19) EPOXY COATED, DEFORMED, NO. 6 TIE BARS, 24" LONG @ 24" C-C  
COST INCIDENTAL TO PCC PAV'T, CONC C & G AND CONC MEDIAN TY SB-6
- (20) EPOXY COATED, DEFORMED, NO. 6 TIE BARS, 30" LONG @ 24" C-C  
COST INCIDENTAL TO PCC SHOULDERS, 10"
- (21) EPOXY COATED, DEFORMED, NO. 6 TIE BARS, 24" LONG @ 24" C-C  
COST INCIDENTAL TO CONCRETE BARRIER BASE
- (22) HOT-MIX ASPHALT BASE COURSE, 10"
  - (23) HOT-MIX ASPHALT BASE COURSE WIDENING, 10"



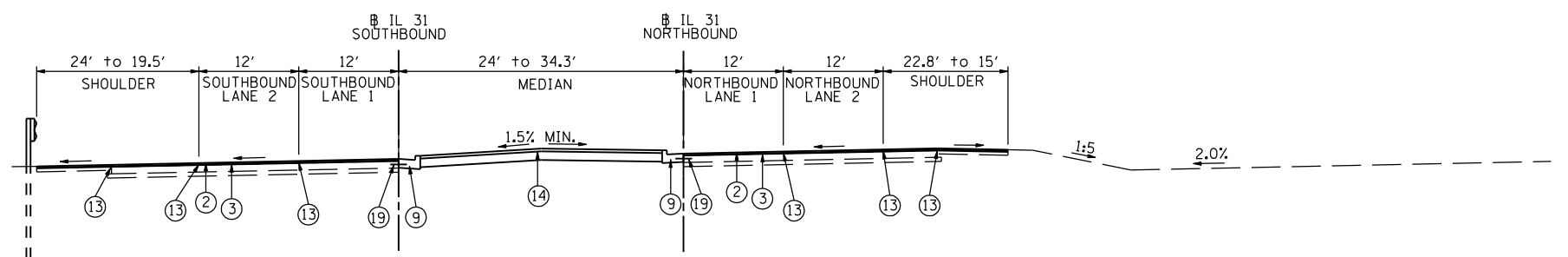
**EXISTING TYPICAL SECTION**  
STA. 113+17 TO STA. 117+17

**NOTES:**

- 1. NORTHBOUND GUARDRAIL BEGINS AT STA. 113+47.
- 2. SOUTHBOUND GUARDRAIL BEGINS AT STA. 114+39.



**PROPOSED TYPICAL SECTION**  
STA. 112+75 TO STA. 114+55  
STA. 115+57 TO STA. 116+00



**PROPOSED TYPICAL SECTION**  
STA. 114+55 TO STA. 115+57  
(UNDER BRIDGE)

P:\Jobs\2010\20103003\cadd\site\shre\00\060133-sht-typical-09.dgn  
 6/15/2012 3:40:03 PM

USER NAME = 1654	DESIGNED - JWB	REVISED -
	DRAWN - JWB	REVISED -
PLOT SCALE = 20.0000' / IN.	CHECKED - RS	REVISED -
PLOT DATE = 6/15/2012	DATE - 06/15/2012	REVISED -

**STATE OF ILLINOIS  
DEPARTMENT OF TRANSPORTATION**

**U.S. ROUTE 30 AT IL ROUTE 31  
TYPICAL SECTIONS - IL ROUTE 31**

SCALE: N.T.S. SHEET NO. -- STA. ---- TO STA. ----

F.A.P. RTE.	SECTION	COUNTY	TOTAL SHEETS	SHEET NO.
349	(10 & 11 VB) R-3	*	507	32
* KANE AND KENDALL			CONTRACT NO. 60133	
ILLINOIS FED. AID PROJECT				