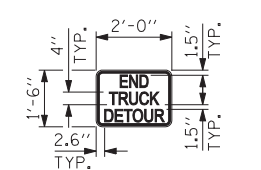
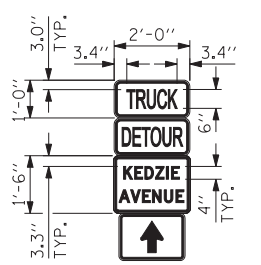
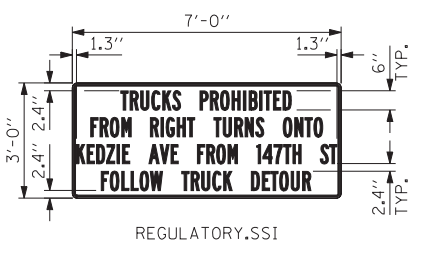
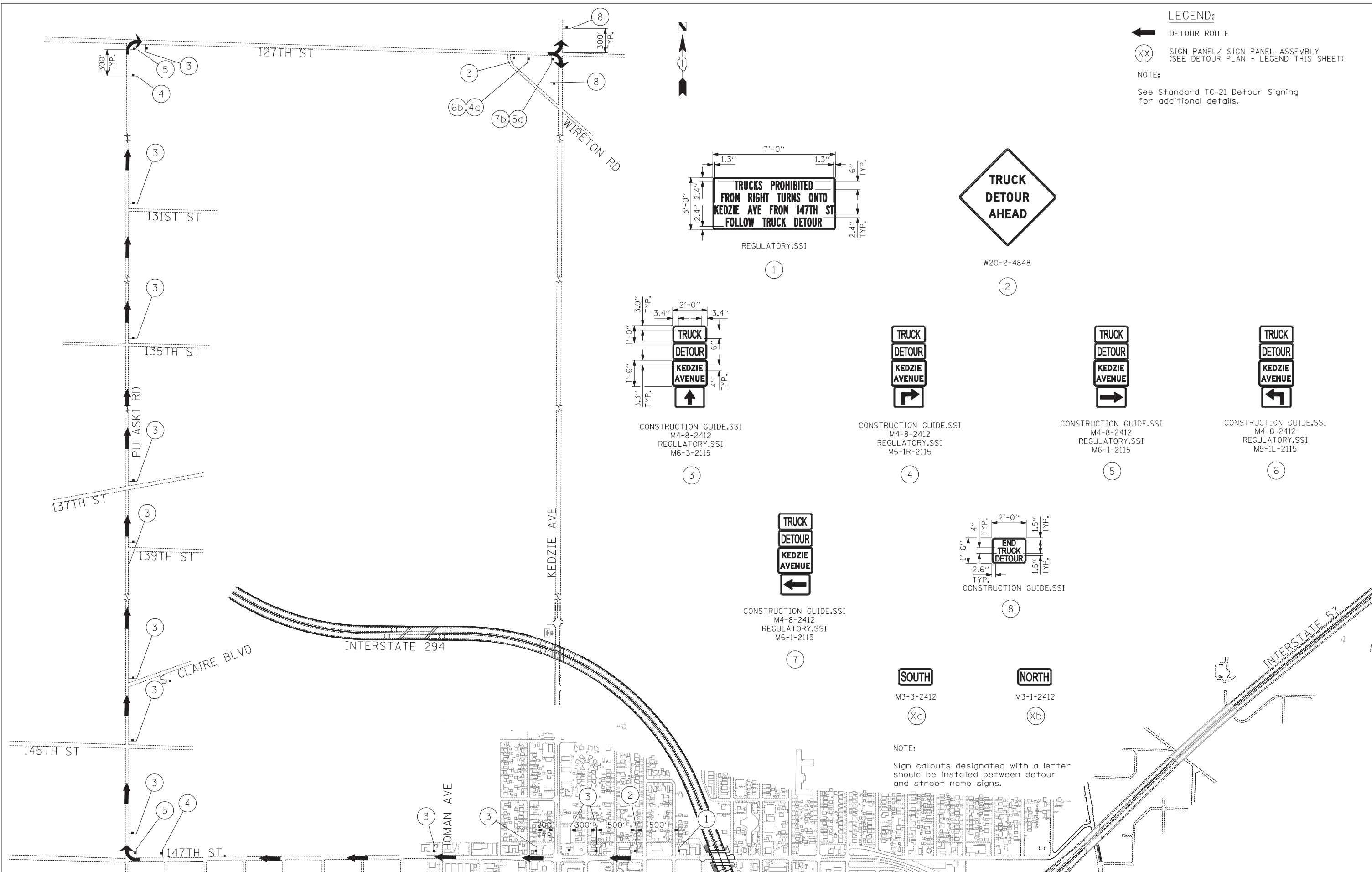


LEGEND:

- ➔ DETOUR ROUTE
- (XX) SIGN PANEL/ SIGN PANEL ASSEMBLY (SEE DETOUR PLAN - LEGEND THIS SHEET)

NOTE:

See Standard TC-21 Detour Signing for additional details.



NOTE:
Sign callouts designated with a letter should be installed between detour and street name signs.

TYLIN INTERNATIONAL

USER NAME =	DESIGNED - JG	REVISED -
DRAWN - JG	REVISED -	
PLOT SCALE =	CHECKED - JPM	REVISED -
PLOT DATE =	DATE - 5/23/2012	REVISED -

**STATE OF ILLINOIS
DEPARTMENT OF TRANSPORTATION**

**147TH STREET PROJECT
MAINTENANCE OF TRAFFIC - DETOUR PLAN D**

SCALE: 1"=500'	SHEET NO. OF SHEETS	STA. TO STA.
----------------	---------------------	--------------

F.A.I. RTE.	SECTION	COUNTY	TOTAL SHEETS	SHEET NO.
XX	(0405-1 & 0506-2) R-1	COOK	577	167
FED. ROAD DIST. NO.			ILLINOIS FED. AID PROJECT	
			CONTRACT NO. 60M57	