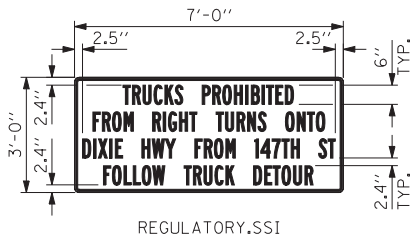


**LEGEND:**

- ← DETOUR ROUTE
- (XX) SIGN PANEL/ SIGN PANEL ASSEMBLY  
(SEE DETOUR PLAN - LEGEND THIS SHEET)

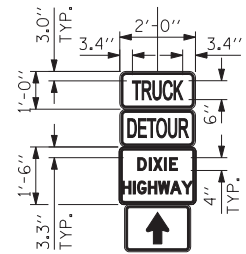
NOTE:  
See Standard TC-21 Detour Signing  
for additional details.



1



2



CONSTRUCTION GUIDE.SSI  
M4-8-2412  
REGULATORY.SSI  
M6-3-2115

3



CONSTRUCTION GUIDE.SSI  
M4-8-2412  
REGULATORY.SSI  
M5-1R-2115

4



CONSTRUCTION GUIDE.SSI  
M4-8-2412  
REGULATORY.SSI  
M6-1-2115

5



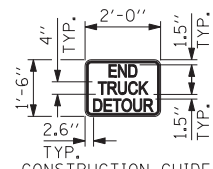
CONSTRUCTION GUIDE.SSI  
M4-8-2412  
REGULATORY.SSI  
M5-1L-2115

6



CONSTRUCTION GUIDE.SSI  
M4-8-2412  
REGULATORY.SSI  
M6-1-2115

7



CONSTRUCTION GUIDE.SSI

8



M3-3-2412

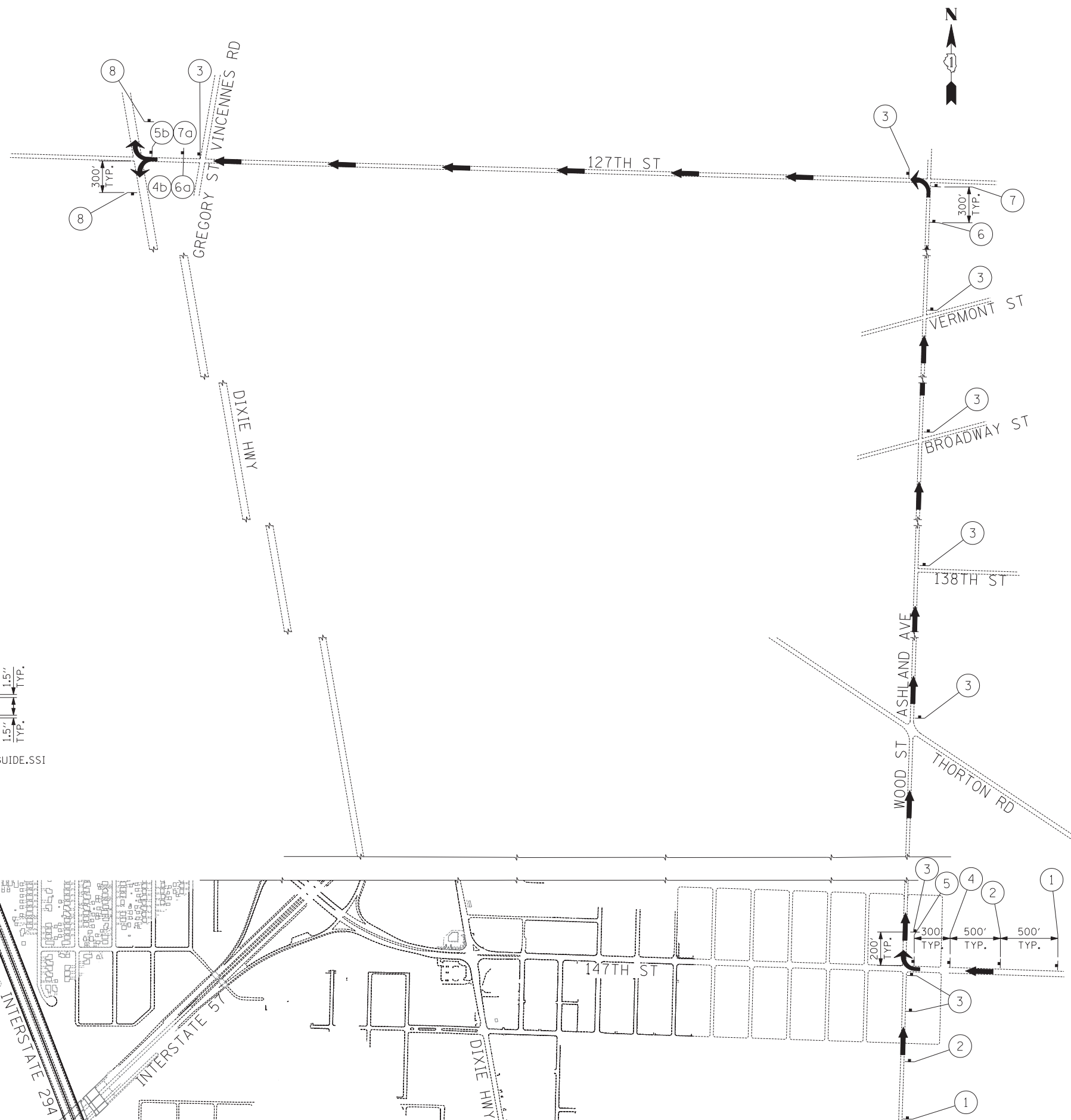
Xa



M3-1-2412

Xb

NOTE:  
Sign callouts designated with a letter  
should be installed between detour  
and street name signs.



<b>TYLIN INTERNATIONAL</b>	USER NAME =	DESIGNED - JG	REVISED -
	DRAWN - JG	REVISED -	
	PLOT SCALE =	CHECKED - JPM	REVISED -
	PLOT DATE =	DATE - 5/23/2012	REVISED -

**STATE OF ILLINOIS  
DEPARTMENT OF TRANSPORTATION**

**147TH STREET PROJECT  
MAINTENANCE OF TRAFFIC - DETOUR PLAN G**

SCALE: 1"=500' SHEET NO. OF SHEETS STA. TO STA.

F.A.I. RTE.	SECTION	COUNTY	TOTAL SHEETS	SHEET NO.
XX	(0405-1 & 0506-2) R-1	COOK	577	170
CONTRACT NO. 60M57				
FED. ROAD DIST. NO.	ILLINOIS	FED. AID PROJECT		