

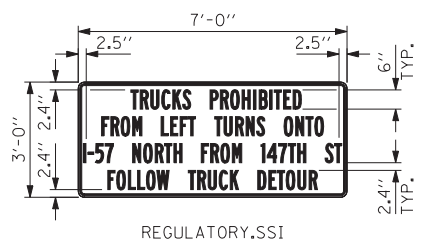


LEGEND:

-  DETOUR ROUTE
-  SIGN PANEL/ SIGN PANEL ASSEMBLY (SEE DETOUR PLAN - LEGEND THIS SHEET)

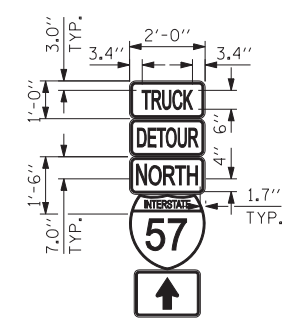
NOTE:
See Standard TC-21 Detour Signing for additional details.



1



2



3

3e

4

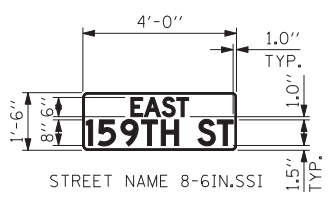
5e

5

4

7

3



Xe

NOTE:
Sign callouts designated with a letter should be installed between Interstate and direction arrow signs.



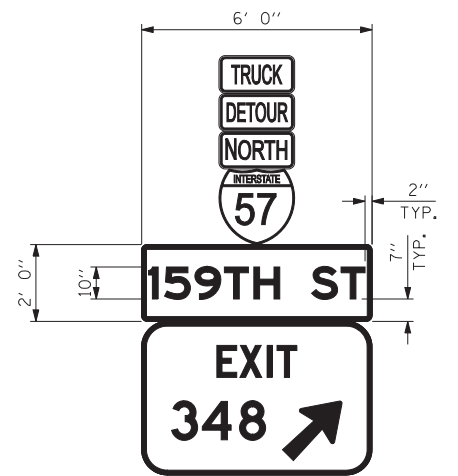
CONSTRUCTION GUIDE.SSI
M4-8-2412
REGULARITY.SSI
M1-50-2424
M5-1R-2115

4



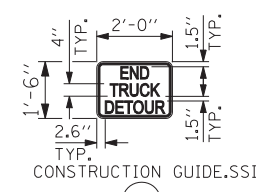
CONSTRUCTION GUIDE.SSI
M4-8-2412
M3-1-2412
M1-1.2
M6-1-2115

5



CONSTRUCTION GUIDE.SSI
M4-8-2412
M3-1-2412
M1-1.2
GUIDE_CON.STREET.SSI
E5-10-7248

6



CONSTRUCTION GUIDE.SSI

7

TYLIN INTERNATIONAL

USER NAME =	DESIGNED - JG	REVISED -
PLOT SCALE =	DRAWN - JG	REVISED -
PLOT DATE =	CHECKED - JPM	REVISED -
	DATE - 5/23/2012	REVISED -

**STATE OF ILLINOIS
DEPARTMENT OF TRANSPORTATION**

**147TH STREET PROJECT
MAINTENANCE OF TRAFFIC - DETOUR PLAN H**

SCALE: 1"=500'	SHEET NO. OF SHEETS	STA. TO STA.
----------------	---------------------	--------------

F.A.I. RTE.	SECTION	COUNTY	TOTAL SHEETS	SHEET NO.
XX	(0405-1 & 0506-2) R-1	COOK	577	171
FED. ROAD DIST. NO.			ILLINOIS FED. AID PROJECT	
			CONTRACT NO. 60M57	