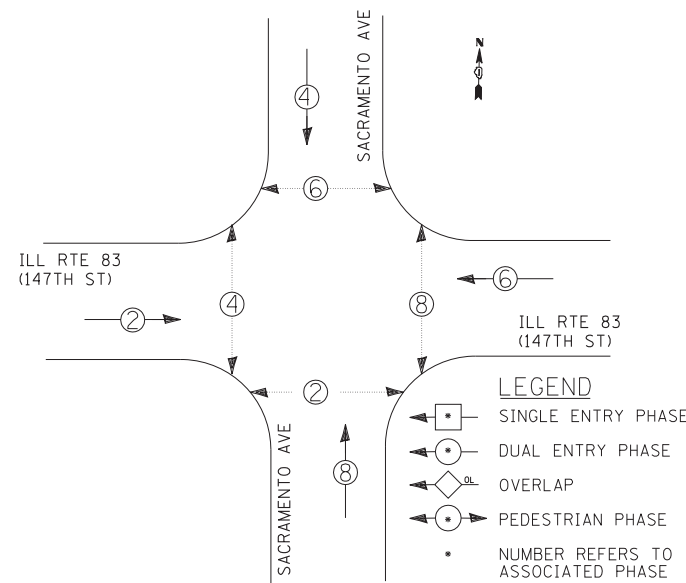
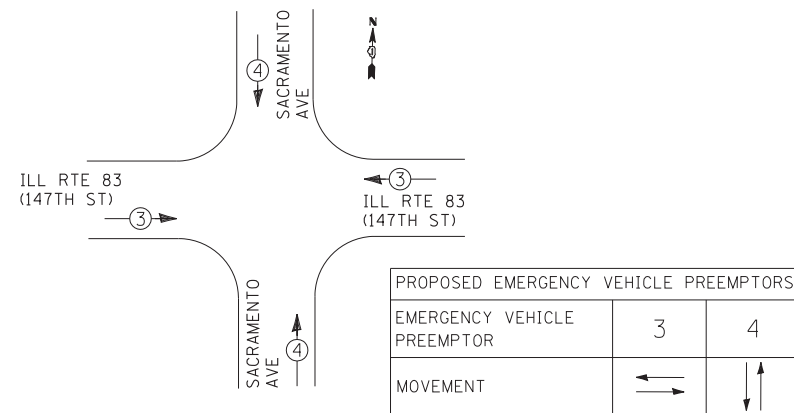


TEMPORARY CONTROLLER SEQUENCE



TEMPORARY PHASE DESIGNATION DIAGRAM

TEMPORARY EMERGENCY VEHICLE PREEMPTION SEQUENCE



SCHEDULE OF QUANTITIES

PAY ITEM	UNIT	I.D.O.T.	POSEN
REMOVE SIGN PANEL - TYPE 2	SOFT	53	
RELOCATE SIGN PANEL - TYPE 2	SOFT	53	
SERVICE INSTALLATION - POLE MOUNTED	EACH	1	
UNINTERRUPTABLE POWER SUPPLY, STANDARD	EACH	1	
SPAN WIRE	FOOT	406	
TETHER WIRE	FOOT	288	
ELECTRIC CABLE AERIAL SUSPENDED, SIGNAL, NO. 14 2C	FOOT	854	
ELECTRIC CABLE AERIAL SUSPENDED, SIGNAL, NO. 14 3C	FOOT	826	127
ELECTRIC CABLE AERIAL SUSPENDED, SIGNAL, NO. 14 5C	FOOT	1254	
ELECTRIC CABLE AERIAL SUSPENDED, SERVICE, NO. 6 2 C	FOOT	146	
PEDESTRIAN SIGNAL HEAD, LED, 2*FACE, BRACKET MOUNTED WITH COUNTDOWN TIMER	EACH	4	
TRAFFIC SIGNAL BACKPLATE, LOUVERED	EACH	12	
LIGHT DETECTOR	EACH	2	
LIGHT DETECTOR AMPLIFIER	EACH	1	
PEDESTRIAN PUSH-BUTTON	EACH	8	
REMOVE EXISTING TRAFFIC SIGNAL EQUIPMENT	EACH	1	
REMOVE EXISTING HANDHOLE	EACH	5	
REMOVE EXISTING DOUBLE HANDHOLE	EACH	1	
REMOVE EXISTING CONCRETE FOUNDATION	EACH	9	
TEMPORARY TRAFFIC SIGNAL TIMING	EACH	1	
RADIO INTERCONNECT SYSTEM COMPLETE, LOCAL	EACH	1	
TEMPORARY WOOD POLE, 45 FEET, CLASS 5	EACH	4	
VIDEO DETECTION SYSTEM	EACH	1	
FULL-ACTUATED CONTROLLER AND TYPE IV CABINET, SPECIAL	EACH	1	
ELECTRIC CABLE AERIAL SUSPENDED NO. 20 3/C, TWISTED, SHIELDED	FOOT	--	127
SIGNAL HEAD, LED, 1*FACE, 3*SECTION, SPAN WIRE MOUNTED	EACH	12	

I.D.O.T. TRAFFIC SIGNAL INSTALLATION ELECTRICAL SERVICE REQUIREMENTS

TYPE	NO. OF LAMPS	WATTAGE		% OPERATIONS	TOTAL WATTAGE
		INCAND.	LED		
SIGNAL (RED)	12		17	0.50	102.0
(YELLOW)	12		25	0.25	75.0
(GREEN)	12		15	0.25	45.0
ARROW	0		12	0.10	0.0
PED. SIGNAL	8		25	1.00	200.0
CONTROLLER	1		100	1.00	100.0
ILLUM. SIGN	0		25	0.05	0.0
VIDEO SYSTEM	1	150		1.00	150.0
FLASHER	0			0.05	0.0

ENERGY COSTS TO: TOTAL = 672.0

ILLINOIS DEPARTMENT OF TRANSPORTATION
DIVISION OF HIGHWAYS/DISTRICT 1
201 WEST CENTER COURT/SCHAUMBURG, ILLINOIS 60196-1096

ENERGY SUPPLY: CONTACT: *KATHRYN SUGRUE *MAKE INITIAL CONTACT
PHONE: (708) 235-2337 WITH COMED NEW BUSINESS
COMPANY: COMED SERVICES AT (866) 639-3532

NOTE:
THE TRAFFIC SIGNAL CONTROLLER EQUIPMENT FOR THIS PROJECT SHALL BE "EAGLE" TO MATCH THE EXISTING ADJACENT SYSTEM

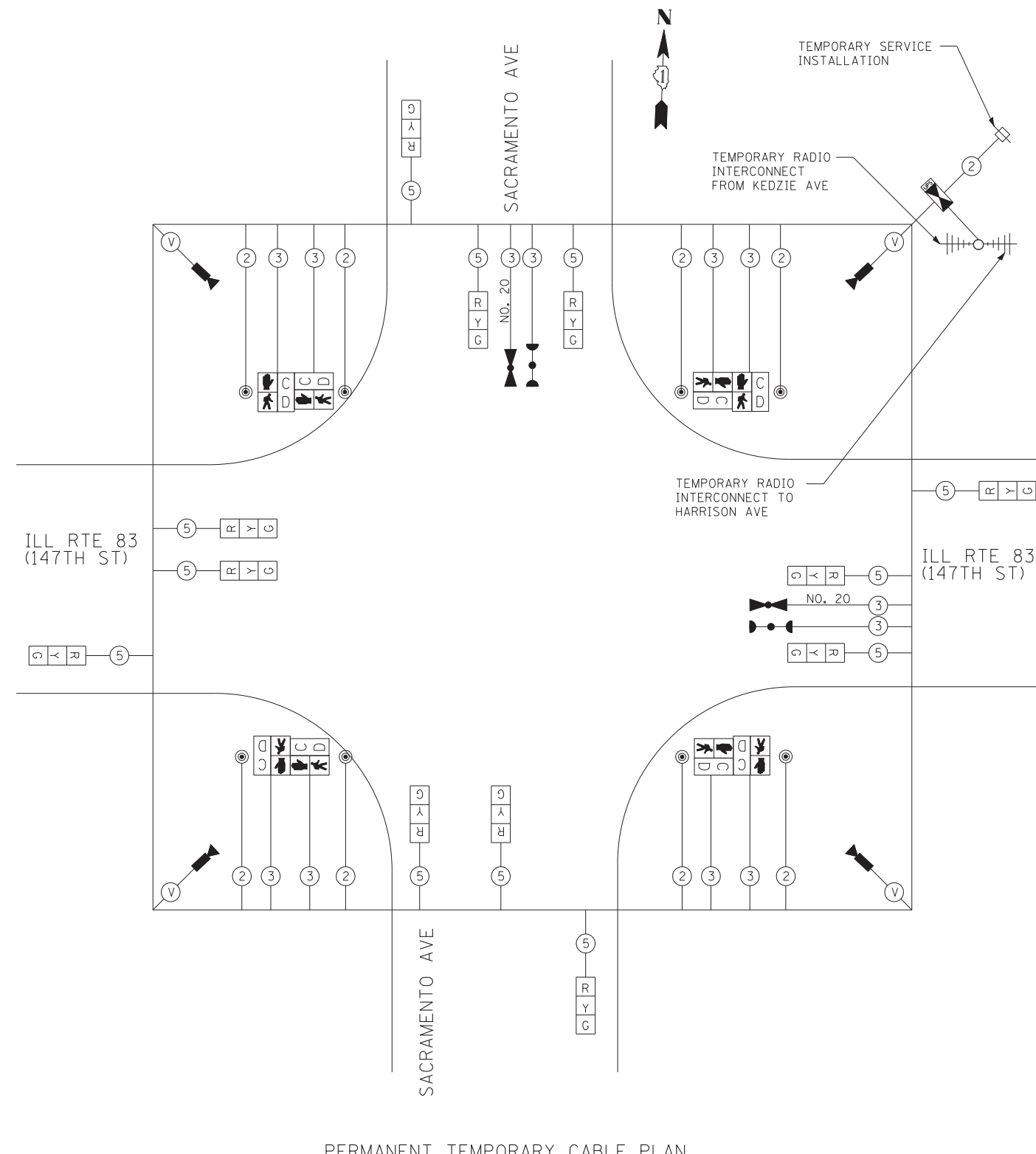
RESTORATION OF WORK AREA: RESTORATION OF THE TRAFFIC SIGNAL WORK AREA SHALL BE INCIDENTAL TO THE RELATED PAY ITEM SUCH AS FOUNDATION, CONDUIT, HANDHOLE, TRENCH AND BACKFILL, ETC., AND NO EXTRA COMPENSATION SHALL BE ALLOWED. ALL ROADWAY SURFACES SUCH AS SHOULDERS, MEDIANS, SIDEWALKS, PAVEMENT, ETC. SHALL BE REPLACED IN KIND. ALL DAMAGE TO MOWED LAWNS SHALL BE REPLACED WITH AN APPROVED SOD, AND ALL DAMAGE TO UNMOWED FIELDS SHALL BE SEEDED IN ACCORDANCE WITH STANDARD SPECIFICATIONS 252 AND 250 RESPECTIVELY.

TYLIN INTERNATIONAL	USER NAME =	DESIGNED - MBR	REVISED -
		DRAWN - MBR	REVISED -
	PLOT SCALE =	CHECKED - DAJ	REVISED -
	PLOT DATE =	DATE - 5/23/2012	REVISED -

STATE OF ILLINOIS
DEPARTMENT OF TRANSPORTATION

147TH STREET PROJECT PERMANENT TEMPORARY CABLE PLAN, PHASE DESIGNATION DIAGRAM AND TEMPORARY EMERGENCY VEHICLE PREEMPTION SEQUENCE ILL. RTE 83 (147TH STREET) AND SACRAMENTO AVE			
SCALE: N.T.S.	SHEET NO. 1 OF 1 SHEET	STA. TO STA.	

F.A.I. RTE.	SECTION	COUNTY	TOTAL SHEETS	SHEET NO.
XX	(0405-1 & 0506-2) R-1	COOK	577	365
CONTRACT NO. 60M57				
FED. ROAD DIST. NO. ILLINOIS FED. AID PROJECT				



PERMANENT TEMPORARY CABLE PLAN

NOTE:
THE TEMPORARY TRAFFIC SIGNAL INSTALLATION SHALL REMAIN AS A PERMANENT SIGNAL INSTALLATION UNTIL THE NEW RAMPS AT 147TH STREET AND I-294 ARE COMPLETED AND TRAFFIC SIGNALS ARE INSTALLED UNDER SEPARATE CONTRACT BY OTHERS.