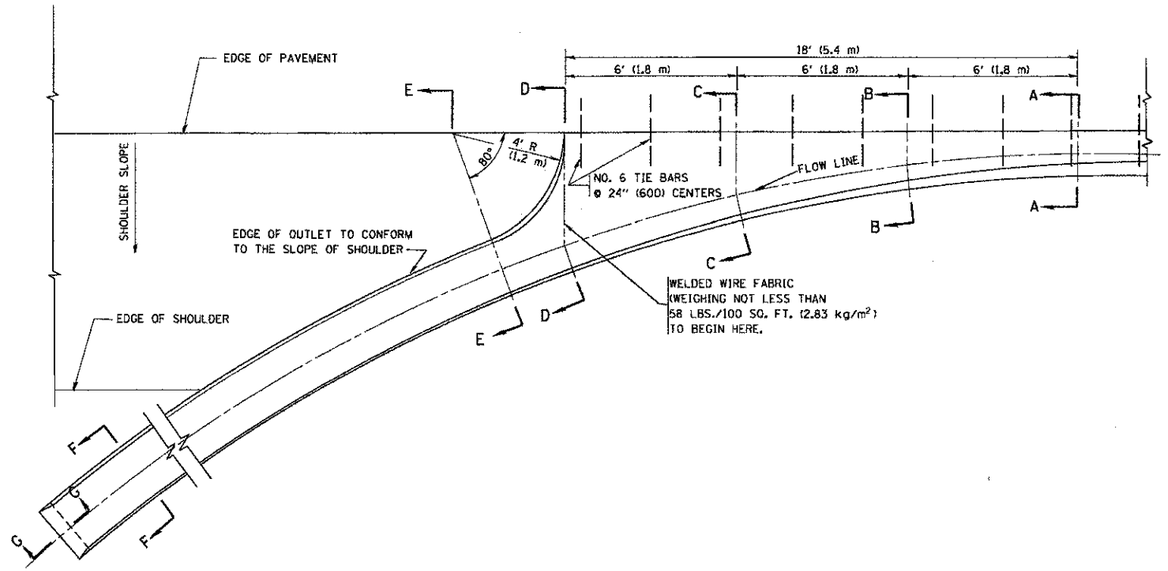

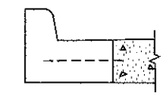

A-A *

* DIMENSIONS OF THE CURB & GUTTER AT SECTION A-A ARE SHOWN ON STATE STANDARD 606001.
FOR DETAILS OF OUTLET FOR CONCRETE CURB & GUTTER, TYPE B-6.24 (B-15.60) SEE STATE STANDARD 606006.

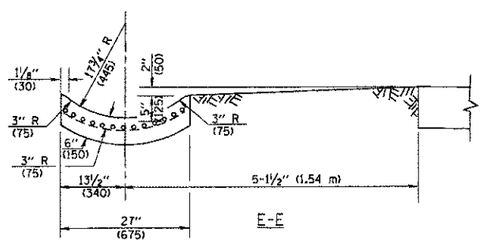

E-E

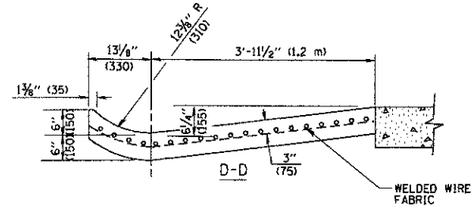

D-D

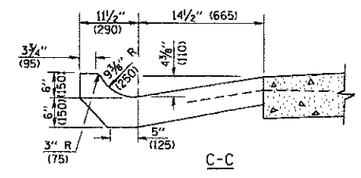

C-C

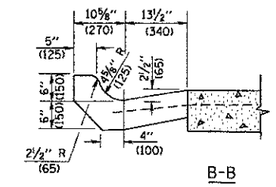

B-B

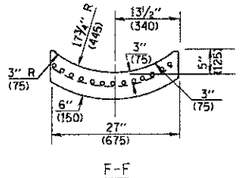

F-F

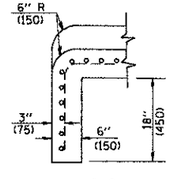

G-G

GENERAL NOTES

GUTTER OUTLET SHALL BE TIED TO THE PAVEMENT IN ACCORDANCE WITH DETAILS FOR LONGITUDINAL CONSTRUCTION JOINT SHOWN ON STANDARD 420001.

TIE BARS SHALL BE NO. 20 (NO.6) AT 24" (600) CENTERS UNLESS OTHERWISE SHOWN.

IF THE AVERAGE GRADE OF PAVEMENT FOR THE DISTANCE FROM SECTION A-A TO D-D EXCEEDS 2%, THIS DISTANCE SHALL BE INCREASED 6' (1.8 m) FOR EACH 1% INCREASE IN GRADE.

QUANTITIES

FOR SECTION A-A TO E-E AND CURTAIN WALL=
1.25 CU. YDS. (0.96 m^3) CLASS SI CONCRETE (OUTLET) FOR 9" (225) PAV'T.
1.27 CU. YDS. (0.96 m^3) CLASS SI CONCRETE (OUTLET) FOR 10" (250) PAV'T.
FOR SECTION F-F=
0.045 CU. YDS. (0.03 m^3) CLASS SI CONCRETE PER ft. (m).

ALL DIMENSIONS ARE IN INCHES (MILLIMETERS) UNLESS OTHERWISE SHOWN.

COMPANY NAME:
PROJECT CONTACT:
CLIENT:
DATE PLOTTED: 1/23/2012 12:23:36 PM
FILE NAME: 090071-det-02.dgn
PLOT DRIVER: pdf.pltr
PEN TABLE: standard trans.tbl

FILE NAME = W:\dietstd\22x34\bd03.dgn	USER NAME = gaglianobt	DESIGNED - M. DE YONG	REVISED - R. SHAH 09-09-94	STATE OF ILLINOIS DEPARTMENT OF TRANSPORTATION	OUTLET FOR CONCRETE CURB AND GUTER
		DRAWN -	REVISED - R. SHAH 10-25-94		
	PLOT SCALE = 80.0000 ' / IN.	CHECKED -	REVISED - E. GOMEZ 12-21-00		
	PLOT DATE = 1/4/2008	DATE - 08-04-86	REVISED -		SCALE: NONE · SHEET NO. 1 OF 1 SHEETS · STA. · TO STA.

F.A. RTE.	SECTION	COUNTY	TOTAL SHEETS	SHEET NO.
3860	09-00372-00-PW	MCHENRY	252	175
BD600-01	(BD-03)	CONTRACT NO. 63633		
FED. ROAD DIST. NO. 1	ILLINOIS	FED. AID PROJECT		

MCHENRY
09-00372-00-PW
090071-det-02.dgn