

MATCH LINE STA. 621+00.00 C I-74

EX I-74

WB I-74

EB I-74

TEMP. DITCH CHECK SPACING





SLOPE %	HEIGHT AT CENTER OF DITCH CHECK (OVERFLOW PT) (INCHES)	SPACING OF DITCH CHECK (FEET)
8.0	12"	13
	18"	20
	24"	26
7.0	12"	14
	18"	21
	24"	28
6.0	12"	17
	18"	26
	24"	34
5.0	12"	20
	18"	30
	24"	40
4.0	12"	25
	18"	38
	24"	50
3.0	12"	33
	18"	50
	24"	66
2.0	12"	50
	18"	75
	24"	100
1.0 & UNDER	12"	100
	18"	150
	24"	200

NOTE:

1. THE TEMPORARY EROSION AND SEDIMENT CONTROL PLANS INCLUDE INLET AND PIPE PROTECTION, PERIMETER EROSION BARRIER, TEMPORARY DITCH CHECKS, EROSION CONTROL BLANKET, AND TEMPORARY EROSION CONTROL SEEDING TO BE IMPLEMENTED AS STABILIZATION PRACTICES TO PROVIDE PROTECTION FROM EROSION AND CONTROL OF SEDIMENT IN AREAS OF DISTURBANCE AS INDICATED IN THE DRAINAGE AND UTILITY PLAN AND PROFILES. THE EROSION AND SEDIMENT CONTROL ITEMS SHOWN IN THE TEMPORARY EROSION AND SEDIMENT CONTROL PLANS SHALL BE APPLIED IN CONJUNCTION WITH ALL STAGES OF THE MAINTENANCE OF TRAFFIC PLANS WHERE PERMANENT DRAINAGE ITEMS ARE BEING CONSTRUCTED.
2. TEMPORARY EROSION CONTROL SEEDING HAS BEEN CALCULATED BY ESTIMATING THREE APPLICATIONS OVER THE ENTIRE PROJECT LIMITS. SEE SEEDING SCHEDULE FOR TEMPORARY EROSION CONTROL SEEDING QUANTITY AND BDE 2342, THE STORM WATER POLLUTION PREVENTION PLAN IN THE PROJECT SPECIFICATIONS, FOR STABILIZATION PRACTICES.
3. INLET FILTERS FOR MEDIAN INLETS TO BE REMOVED WHEN PAVEMENT IS PLACED ADJACENT TO DRAINAGE STRUCTURES OR AS DIRECTED BY THE ENGINEER.



EROSION CONTROL KEY

-  INLET AND PIPE PROTECTION
-  PERIMETER EROSION BARRIER
-  TEMPORARY DITCH CHECK
-  EROSION CONTROL BLANKET

FILE NAME =	DESIGNED - LDC	REVISED -
...\\D468620-shr-1-74-eros12.dgn	DRAWN - JLT	REVISED -
USER NAME = IDOT	CHECKED - GEB	REVISED -
PLOT DATE = 7/16/2012	DATE - JULY 20, 2012	REVISED -



**STATE OF ILLINOIS
DEPARTMENT OF TRANSPORTATION**

TEMPORARY EROSION AND SEDIMENT CONTROL PLAN
I-74

SCALE: 1"=50' SHEET NO. 12 OF 35 SHEETS STA. 621+00.00 TO STA. 635+00.00

F.A.I. RTE.	SECTION	COUNTY	TOTAL SHEETS	SHEET NO.
90-[14R(14HB-4,14,14HB)BR]	TAZEWELL	2433	1355	
CONTRACT NO. 68620				
ILLINOIS FED. AID PROJECT				