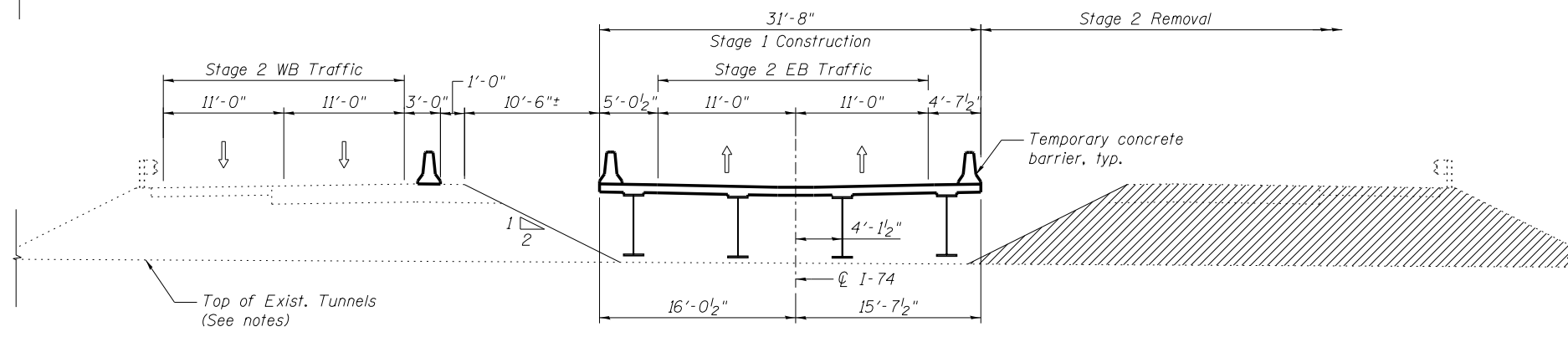
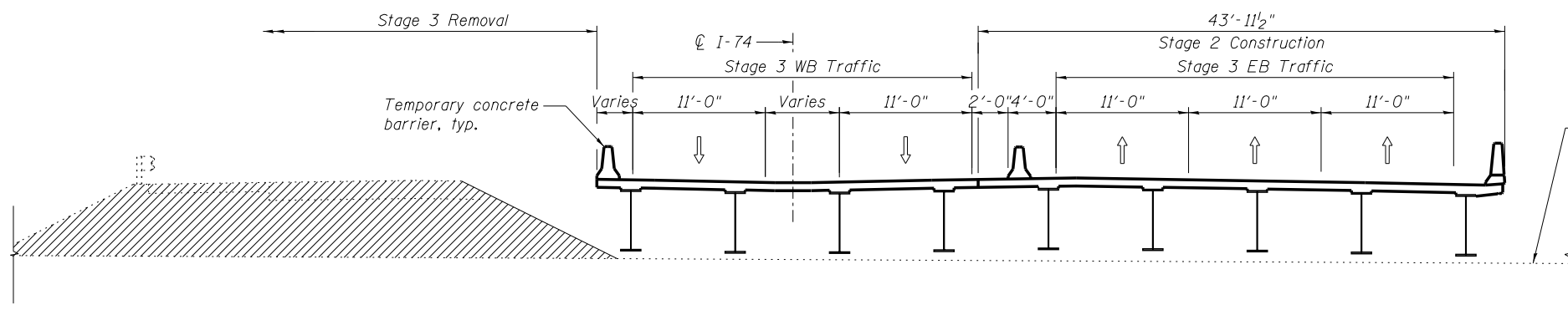


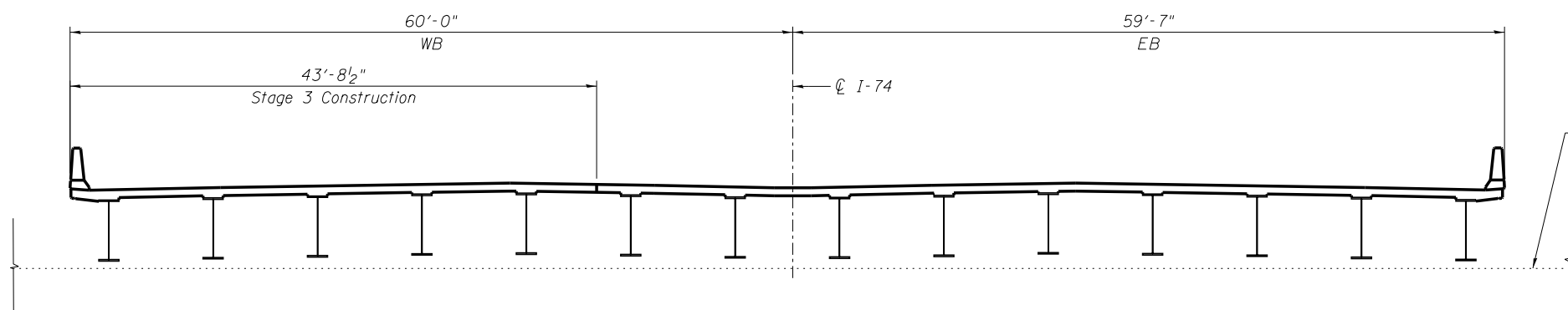
EXISTING STRUCTURE - STAGE 1 REMOVAL



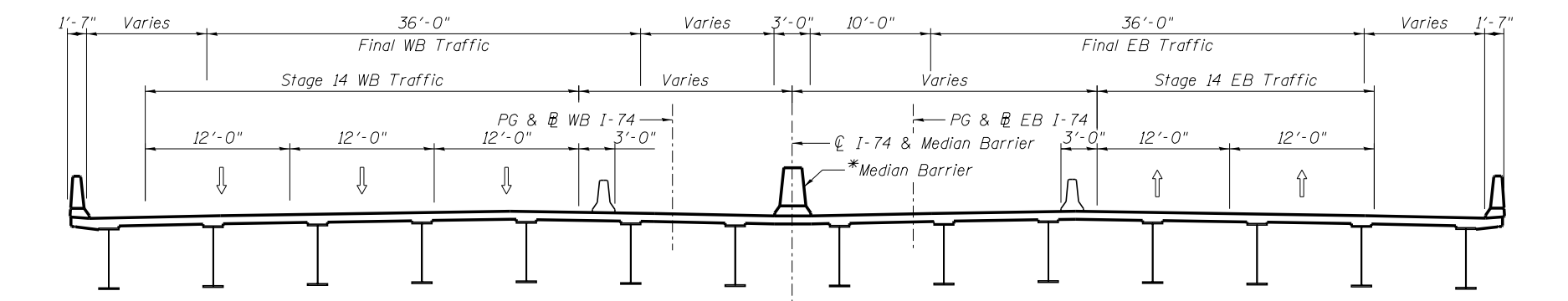
STAGE 1 CONSTRUCTION & STAGE 2 REMOVAL



STAGE 2 CONSTRUCTION & STAGE 3 REMOVAL



STAGE 3 CONSTRUCTION



STAGE 14 CONSTRUCTION & FINAL CROSS SECTION

NOTES:

1. All cross sections viewed in direction of increasing station.
2. Cost of all existing embankment removal, tunnel removal and tunnel bracing shall be included in the cost of Removal of Existing Structures No. 2.
3. The superstructure width built in each stage differs from the substructure width built. See sheets SB31 thru SB35 and SB38 thru SB42 for substructure stage widths.
4. Temporary Concrete Barrier shall be utilized at various locations between Stage 3 and 14 to provide roadway separation between WB and EB traffic. See Maintenance of Traffic plans for location and quantity of Temporary Concrete Barrier.

*Median Barrier to be constructed at the same time as the roadway barrier.

benesch
engineers · scientists · planners
Alfred Benesch & Company
205 North Michigan Avenue, Suite 2400
Chicago, Illinois 60601
312-565-0450 Job No. 10056

FILE NAME = 0900167.68620.04_stg1.dgn

USER NAME = mbecker
DESIGNED - MFB
CHECKED - MRB
PLOT SCALE =
DRAWN - PRT
PLOT DATE = 7/16/2012
CHECKED - MRB

REVISIED -
REVISIED -
REVISIED -
REVISIED -

**STATE OF ILLINOIS
DEPARTMENT OF TRANSPORTATION**

**STAGE CONSTRUCTION DETAILS
STRUCTURE NO. 090-0167**
SHEET NO. SB4 OF SB65 SHEETS

F.A.I. RTE.	SECTION	COUNTY	TOTAL SHEETS	SHEET NO.
74	90-[14R;(14HB-4;14.14HVB)BR]	TAZEWELL	2433	1915
CONTRACT NO. 68620			ILLINOIS FED. AID PROJECT	

x:\10000s\10056\engineer\ing-documents\phase-1\174over\Jefferson\Final\0900167.68620.04_stg1.dgn 11:08:15 AM 7/16/2012