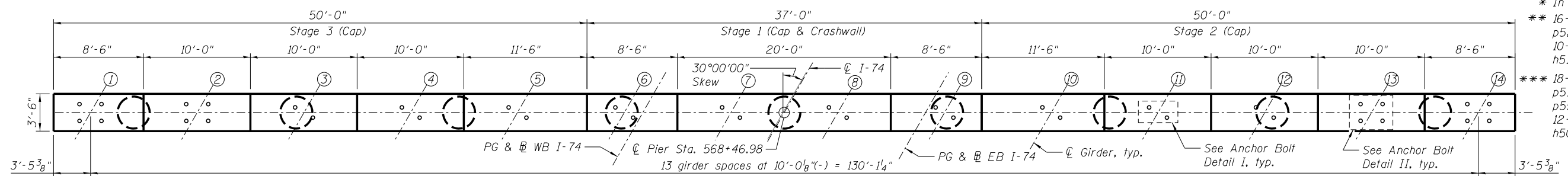
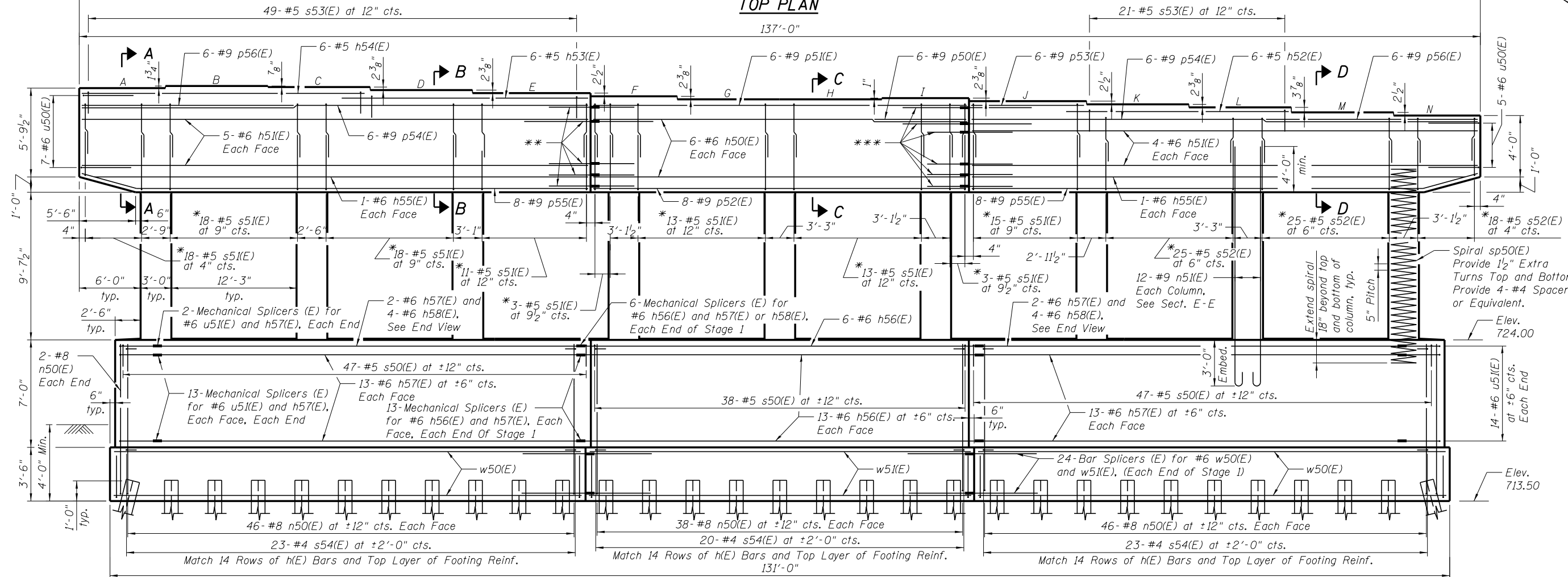


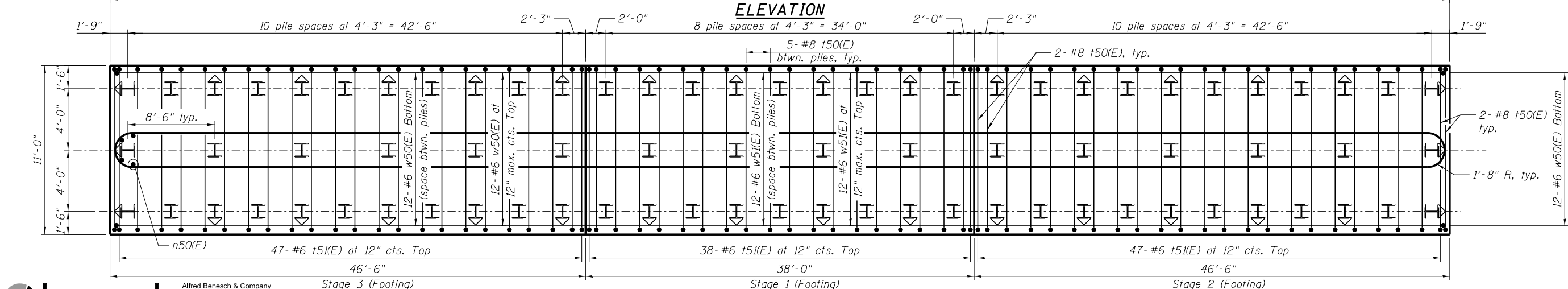
* In Pairs, Top & Bottom
 ** 16-Bar Splicers (E) for #9 p51(E), p52(E), p54(E) or p55(E) Bars
 10-Bar Splicers (E) for #6 h50(E), h51(E) or h55(E) Bars
 *** 18-Bar Splicers (E) for #9 p50(E), p51(E), p52(E), p53(E), p54(E) or p55(E) Bars
 12-Bar Splicers (E) for #6 h50(E), h51(E) or h55(E) Bars



TOP PLAN



BEARING SEAT ELEVATIONS



FOOTING PLAN

benesch
 engineers · scientists · planners
 Alfred Benesch & Company
 205 North Michigan Avenue, Suite 2400
 Chicago, Illinois 60601
 312-565-0450 Job No. 10056

FILE NAME =	USER NAME = mbecker	DESIGNED - SCW	REVISED -
0900169.68620.41.pier1.dgn	PLOT SCALE =	CHECKED - AMB	REVISED -
	PLOT DATE = 7/16/2012	DRAWN - CBS	REVISED -
		CHECKED - MRB	REVISED -

STATE OF ILLINOIS
DEPARTMENT OF TRANSPORTATION

PIER DETAILS 1 OF 2
STRUCTURE NO. 090-0169

SHEET NO. SC41 OF SC63 SHEETS

F.A.I. RTE.	SECTION	COUNTY	TOTAL SHEETS	SHEET NO.
74	90-[14R]14HB-4,14,14HB[BR]	TAZEWELL	2433	2017
CONTRACT NO. 68620			ILLINOIS FED. AID PROJECT	

x:\10000s\10056\engineer\ing-documents\phase-1\174over-Jackson\Final\0900169-68620-41.pier1.dgn
 11:19:48 AM
 7/16/2012