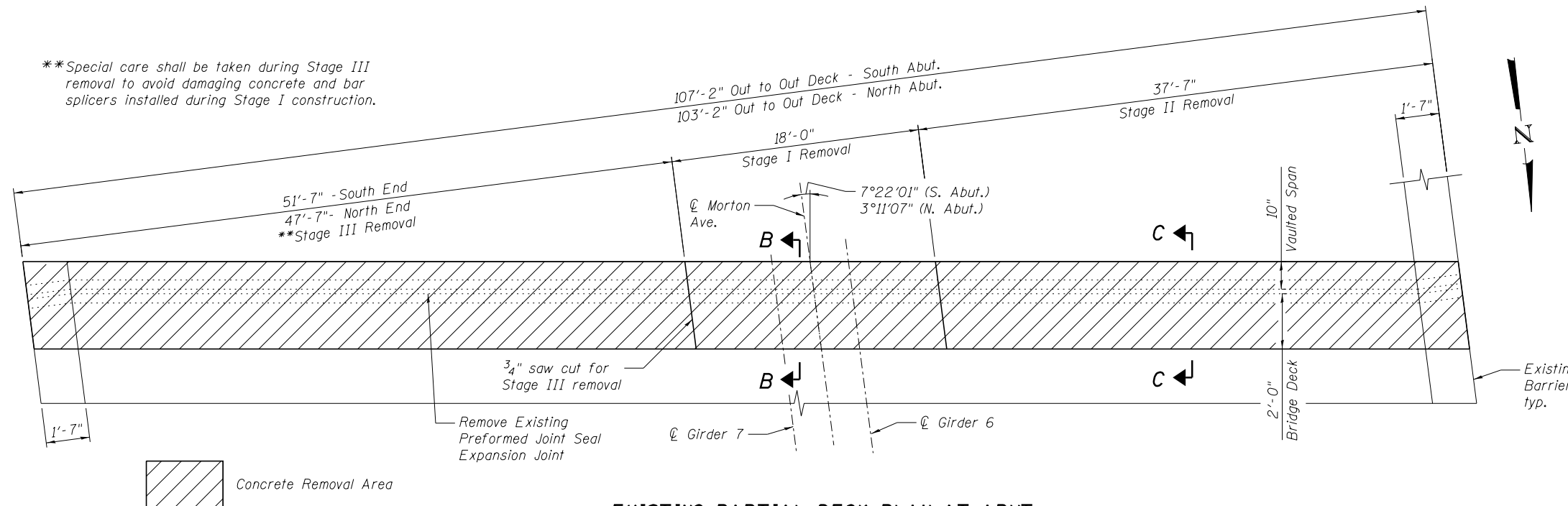


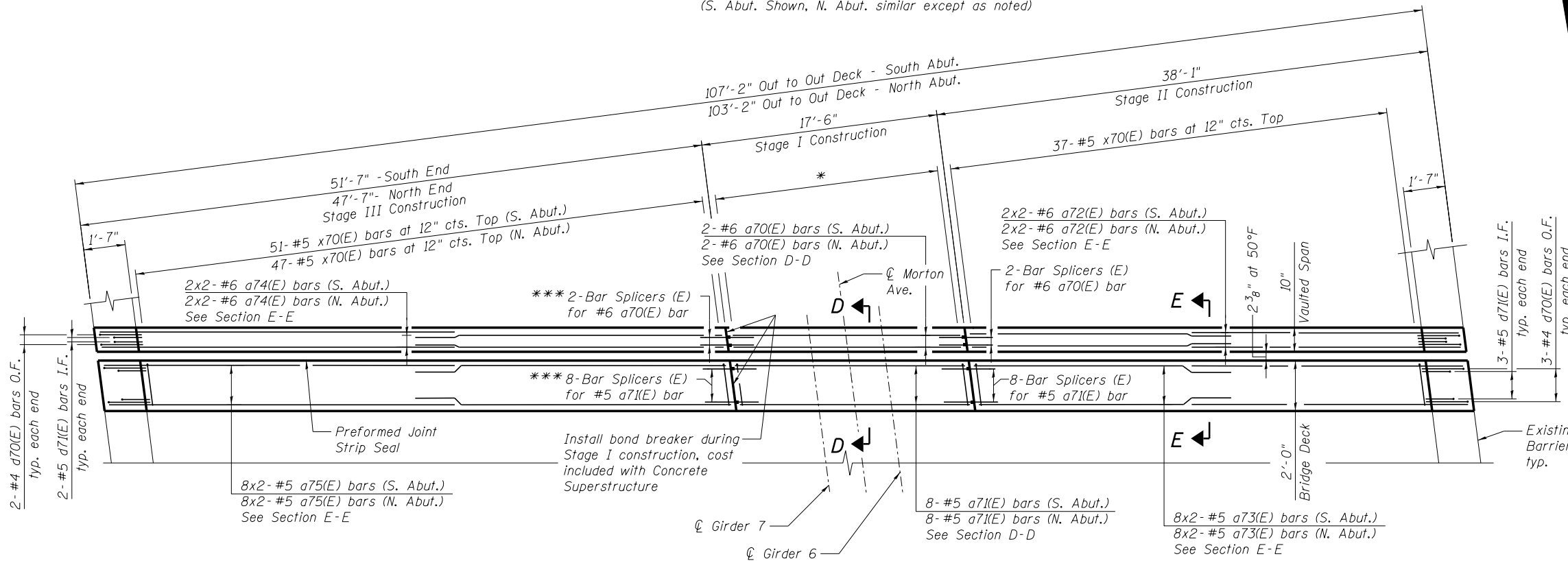
**Special care shall be taken during Stage III removal to avoid damaging concrete and bar splicers installed during Stage I construction.



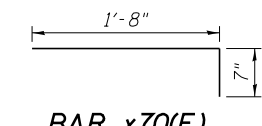
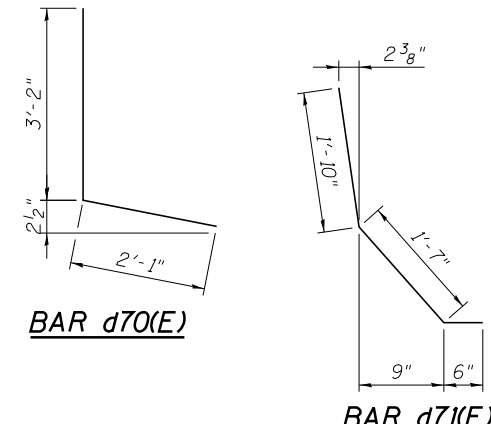
EXISTING PARTIAL DECK PLAN AT ABUT.
(S. Abut. Shown, N. Abut. similar except as noted)

BILL OF MATERIAL

Bar	No.	Size	Length	Shape
a70(E)	4	#6	17'-2"	—
a71(E)	16	#5	17'-2"	—
a72(E)	8	#6	21'-0"	—
a73(E)	32	#5	20'-9"	—
a74(E)	8	#6	27'-10"	—
a75(E)	32	#5	27'-6"	—
d70(E)	20	#4	5'-3"	└
d71(E)	20	#5	3'-11"	└
x70(E)	210	#5	2'-3"	└
Concrete Removal			Cu. Yd.	18.8
Concrete Superstructure			Cu. Yd.	16.9
Reinforcement Bars, Epoxy Coated			Pound	3,240



PROPOSED PARTIAL DECK PLAN AT ABUT.
(S. Abut. Shown, N. Abut. similar except as noted)



* 19- #5 x70(E) bars at 12" cts. Top
*** Threaded couplers shall be plugged during Stage I to prevent concrete infiltration. Cost included with Bar Splicers.

MINIMUM BAR LAP

#5 bar = 3'-3"
#6 bar = 3'-10"

benesch
engineers · scientists · planners
Alfred Benesch & Company
205 North Michigan Avenue, Suite 2400
Chicago, Illinois 60601
312-565-0450 Job No. 10056

FILE NAME = 0900141.68620.08.exjtl.dgn	USER NAME = mbecker	DESIGNED - JDC	REVISED -
		CHECKED - MRB/AAV	REVISED -
	PLOT SCALE =	DRAWN - JDC	REVISED -
	PLOT DATE = 7/16/2012	CHECKED - MRB/AAV	REVISED -

**STATE OF ILLINOIS
DEPARTMENT OF TRANSPORTATION**

**EXPANSION JOINT DETAILS 1 OF 3
STRUCTURE NO. 090-0141**

SHEET NO. SDB OF SD29 SHEETS

F.A.I. RTE. 74	SECTION 90-[14R]14HB-4,14,14HB[BR]	COUNTY TAZEWELL	TOTAL SHEETS 2433	SHEET NO. 2047
CONTRACT NO. 68620			ILLINOIS FED. AID PROJECT	

X:\100005\10056\Engineering-Phase.I\MortonOver174\Final\0900141.68620.08.exjtl.dgn 7:36:19 AM 7/16/2012