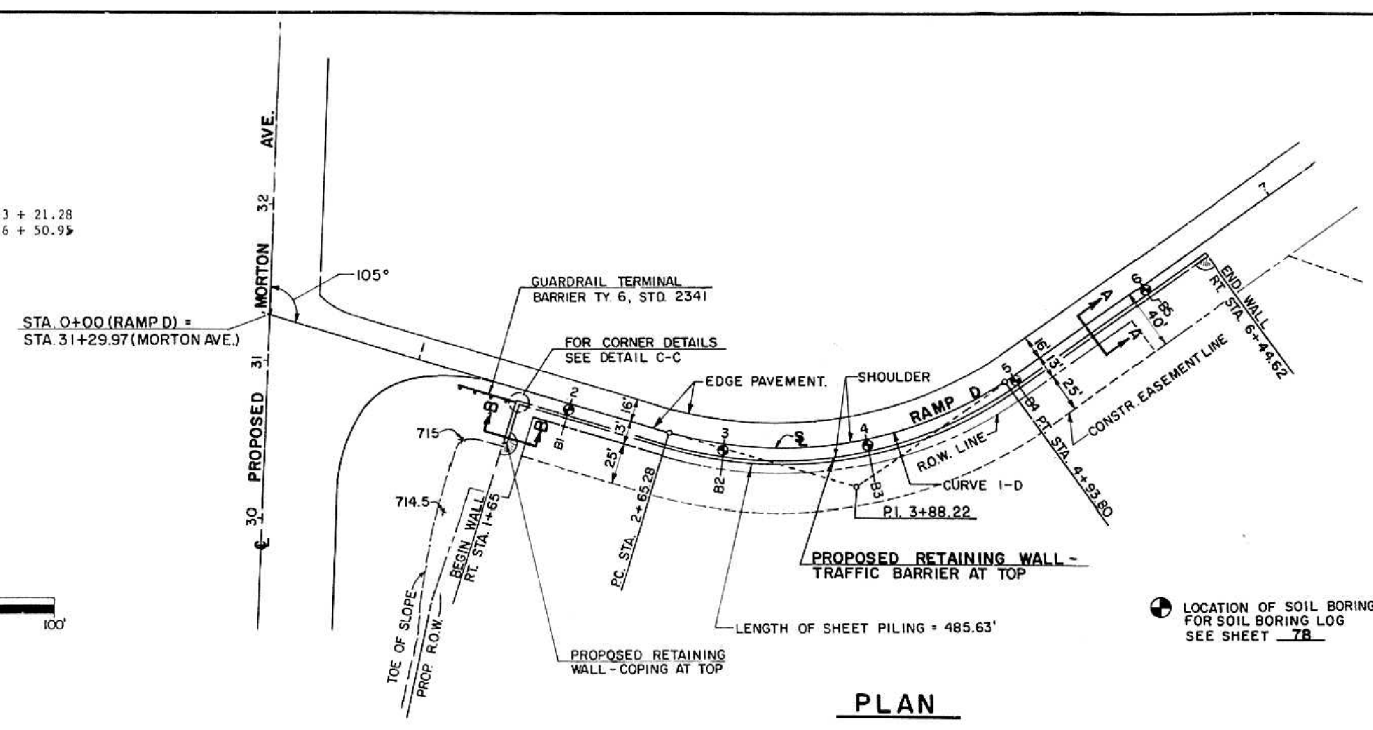
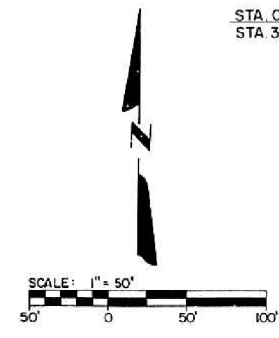
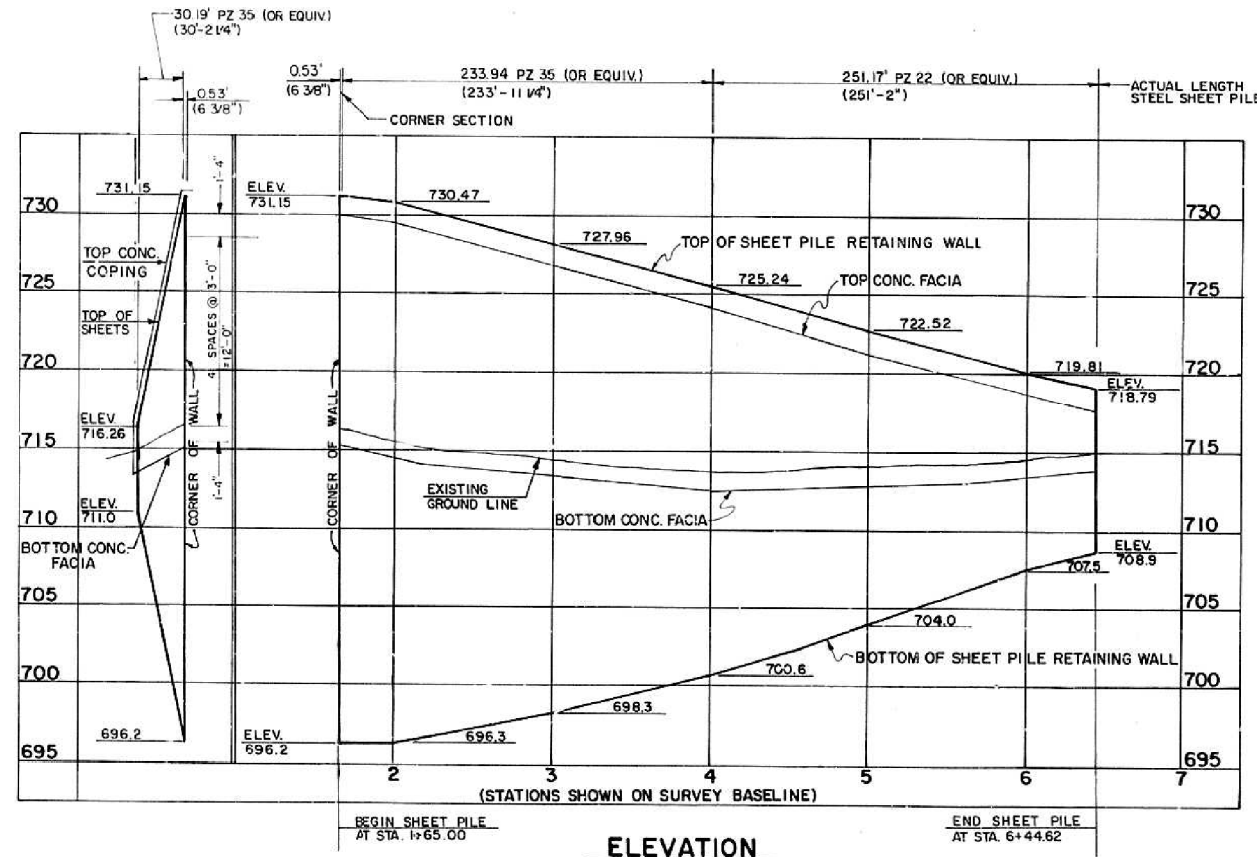


RTE.	SECTION	COUNTY	TOTAL SHEETS	SHEET NO.
FAI 74	#	TAZEWELL	230	75
STA.	TO STA.			
190-15-1,15-1HB,15W-1	ILLINOIS			

CURVE 1-D
 P.I. STA. 3+88.22
 $\Delta = 52^\circ 22' 24''$
 $D = 22^\circ 55' 06''$
 $T = 122.94'$
 $R = 250.00'$
 $L = 228.52'$
 $E = 28.59'$
 $S.E. = 0.081'/'$
 S.E. TRANSITION
 STA. 1+53.28 TO STA. 3+21.28
 STA. 4+37.80 TO STA. 6+50.95



PLAN



ELEVATION

- GENERAL NOTES**
- All sheet piling shall be a A328 steel hot rolled ball and socket interlocks - PZ35, PZ22 or equivalent.
 - The embankment for Ramp D shall be constructed first with a 1.5:1 slope as shown in the cross section.
 - After waiting 25 days from completion of the embankment, the steel sheet pile shall be driven.
 - Fifty days from completion of the embankment, the embankment shall be removed from the outside of the sheet piling.
 - Flux filled headed studs conforming to Article 710.38 shall be automatically end welded to the face of the sheet pile as shown.
 - The concrete facia shall be cast-in-place using class x concrete.
 - Reinforcement bars designated (E) shall be epoxy coated.
 - Reinforcement bars shall conform to the requirements of AASHTO M31, M42 or M53 Grade 60.

BILL OF MATERIAL - BARRIER WALL

BAR	NO.	SIZE	LENGTH	SHAPE	
f (E)	376	#4	24'-0"	—	
f1 (E)	34	#5	29'-0"	—	
f2 (E)	24	#8	35'-0"	—	
f3 (E)	144	#4	19'-0"	—	
g (E)	390	#5	4'-0"	┘	
g1 (E)	486	#4	4'-1"	┘	
g2 (E)	530	#5	4'-4"	┘	
g3 (E)	647	#5	4'-3"	┘	
g4 (E)	486	#4	3'-8"	┘	
g5 (E)	530	#5	3'-7"	┘	
CLASS X CONCRETE (BARRIERS)				Cu. Yd.	242.7
REINFORCEMENT BARS (EPXY. CTD.)				Pound	22,933
EARTH EXCAVATION				Cu. Yd.	1,465

BILL OF MATERIAL - FACIA

BAR	NO.	SIZE	LENGTH	SHAPE	
h (E)	461	#4	19'-9"	—	
v (E)	36	#4	14'-9"	—	
v1 (E)	57	#4	12'-6"	—	
v2 (E)	53	#4	7'-0"	—	
v3 (E)	32	#4	4'-9"	—	
h1 (E)	12	#4	10'-5"	—	
u (E)	11	#4	7'-3"	┘	
u1 (E)	21	#4	7'-0"	┘	
CLASS X CONCRETE (SPECIAL)				Cu. Yd.	257.0
STEEL SHEET PILING (SPECIAL)				Sq. Ft.	12,078
REINFORCEMENT BARS (EPXY. CTD.)				Pound	7,538

DESIGN STRESSES
 $f'c = 3500$ p.s.i. (FACIA)
 $fy = 38,500$ p.s.i. (SHEET PILING)
 $fy = 36,000$ p.s.i. (STRUCT. STEEL)
 $fy = 60,000$ p.s.i. (REIN. STEEL)

NOTE: Cost of Stud Shear Connectors is included in the cost of Steel Sheet Piling.
 Total No. = 567

FOR INFORMATION ONLY

DAVID L. MAURER
 S.E. NO. 3921
 EXP. DATE 11/92

RAMP 'D' RETAINING WALL
 RT. STA. 1+65 TO 6+45
 SN 090-8500
 REV 9-09-92

R.A.N. CONSULTANTS, INC.

FAI 74 (I-74) / FAU 6729 (MORTON AVE.)

benesch
 engineers · scientists · planners
 Alfred Benesch & Company
 205 North Michigan Avenue, Suite 2400
 Chicago, Illinois 60601
 312-565-0450 Job No. 10056

FILE NAME = XXXXXX.68620.02.rtwlex1.dgn

USER NAME = mbecker	DESIGNED - DMS	REVISED -
PLOT SCALE =	CHECKED - MRB	REVISED -
PLOT DATE = 7/16/2012	DRAWN - PRT	REVISED -
	CHECKED - MRB	REVISED -

STATE OF ILLINOIS
 DEPARTMENT OF TRANSPORTATION

RAMP D RETAINING WALL EXISTING PLANS 1 OF 3
 RAMP D RETAINING WALL
 SHEET NO. SH2 OF SH4 SHEETS

F.A.I. RTE.	SECTION	COUNTY	TOTAL SHEETS	SHEET NO.
74	90-[14R;14HB-4,14,14HVB]BRJ	TAZEWELL	2433	2092
			CONTRACT NO. 68620	
ILLINOIS FED. AID PROJECT				

X:\100005\10056\Engineer\ng-Document\Phase 1\174overRR\Final\XXXXXX.68620.02.rtwlex1.dgn 7:53:50 AM 7/16/2012