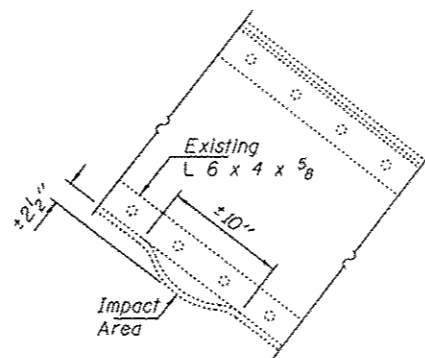


**REPAIR 7 DETAILS AT SWAY BRACES**

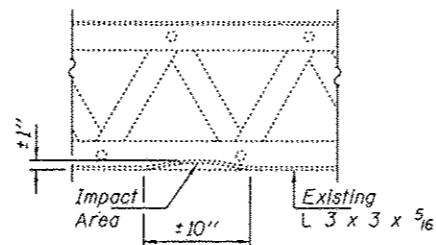
See Table for Locations & Dimensions

SPAN	LOCATION	Dim. X	Dim. Y
5	PP4, E. Side, 1'-3" from E. Truss	±12"	±1 1/2"
6	PP3, E. Side, 4'-0" from E. Truss	±12"	±1"
6	PP4, E. Side, 4'-6" from E. Truss	±8"	±1 1/2"
6	PP5, 3' East & 3' West of C	±12"	±1 1/2"
6	PP5, 3' East & 3' West of C	±4'-6"	±3 3/8"



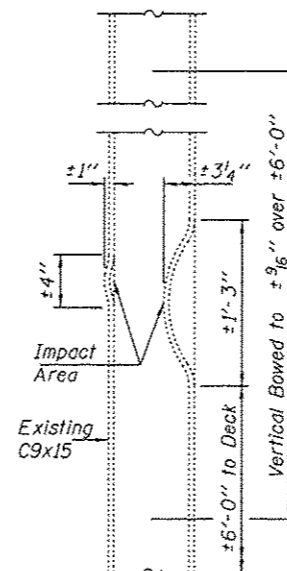
**REPAIR 7 DETAILS**

Span 5, LOW-UIW, ±5' above deck



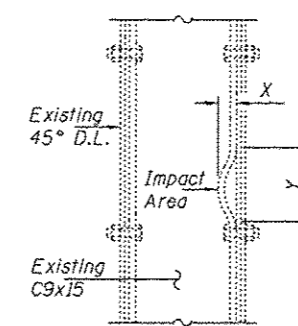
**REPAIR 7 DETAILS**

Span 8, UIW-UIE, ±2' W. of C



**REPAIR 7 DETAILS**

Span 4, L6W-U6W, ±6' above deck



**REPAIR 7 DETAILS**

SPAN	LOCATION	Dim. X	Dim. Y
7	L6E-U6E, ±4' above deck	±1 1/2"	±12"
8	L2E-U2E, ±3' above deck	±1 1/2"	±2"
8	L2W-U2W, ±3' above deck	±1"	±5"
8	L4W-U4W, ±4' above deck	±5 1/8"	±4"
8	L5W-U5W, ±4' above deck	±1"	±6"

Note:  
 Impacted areas shall be straightened.  
 See special provision Straighten Bent Members.  
 Cost included with Straighten Bent Members.  
 Typical for Repair 7.

**BILL OF MATERIAL**

ITEM	UNIT	QUANTITY
Straighten Bent Member	Each	13

DESIGNED - MKC  
 CHECKED - VP  
 DRAWN - Kyle M. Steffen  
 CHECKED - MKC VP

EXAMINED *Timothy A. Hall*  
 ACTING ENGINEER OF STRUCTURAL SERVICES  
 PASSED *Carl Perry*  
 ACTING ENGINEER OF BRIDGES AND STRUCTURES

DATE - JULY 26, 2012  
 REVISED  
 REVISED

STATE OF ILLINOIS  
 DEPARTMENT OF TRANSPORTATION

REPAIRS 7 DETAILS  
 SN 062-0036

SHEET NO. 8 OF 10 SHEETS

F.A.S. RTE. 2369	SECTION (1048-D)1	COUNTY MARSHALL	TOTAL SHEETS 17	SHEET NO. 15
CONTRACT NO. 68B16				
ILLINOIS FED. AID PROJECT				