

150 140 130 120 110 100 90 80 70 60 50 40 30 20 10 0 10 20 30 40 50 60 70 80 90 100 110 120 130 140 150

575 570 565 575 570 565 575 570 565 575 570 565 575 570 565

STAGE 1
CUT = 6.9 SF
FILL = 3.1 SF

STAGE 2
CUT = 0.0 SF
FILL = 0.0 SF

STAGE 3
CUT = 0.0 SF
FILL = 0.0 SF

STAGE 4
CUT = 23.0 SF
FILL = 1.4 SF

STAGE 5
CUT = 14.1 SF
FILL = 0.0 SF

STAGE 6
CUT = 24.2 SF
FILL = 0.9 SF

226 + 00.00

STAGE 1
CUT = 8.8 SF
FILL = 2.8 SF

STAGE 2
CUT = 0.0 SF
FILL = 0.0 SF

STAGE 3
CUT = 0.0 SF
FILL = 0.0 SF

STAGE 4
CUT = 24.5 SF
FILL = 0.5 SF

STAGE 5
CUT = 11.9 SF
FILL = 0.0 SF

STAGE 6
CUT = 20.9 SF
FILL = 2.0 SF

225 + 80.00

STAGE 1
CUT = 9.1 SF
FILL = 2.8 SF

STAGE 2
CUT = 0.0 SF
FILL = 0.0 SF

STAGE 3
CUT = 0.0 SF
FILL = 0.0 SF

STAGE 4
CUT = 18.3 SF
FILL = 4.3 SF

STAGE 5
CUT = 8.4 SF
FILL = 0.0 SF

STAGE 6
CUT = 16.6 SF
FILL = 0.0 SF

225 + 50.00

STAGE 1
CUT = 8.2 SF
FILL = 4.2 SF

STAGE 2
CUT = 0.0 SF
FILL = 0.0 SF

STAGE 3
CUT = 0.0 SF
FILL = 0.0 SF

STAGE 4
CUT = 10.0 SF
FILL = 6.5 SF

STAGE 5
CUT = 4.2 SF
FILL = 0.0 SF

STAGE 6
CUT = 11.3 SF
FILL = 5.1 SF

225 + 00.00

REVISION	DATE	BY	REMARKS

DRAWN JSH
CHECKED GFS
APPROVED GFS

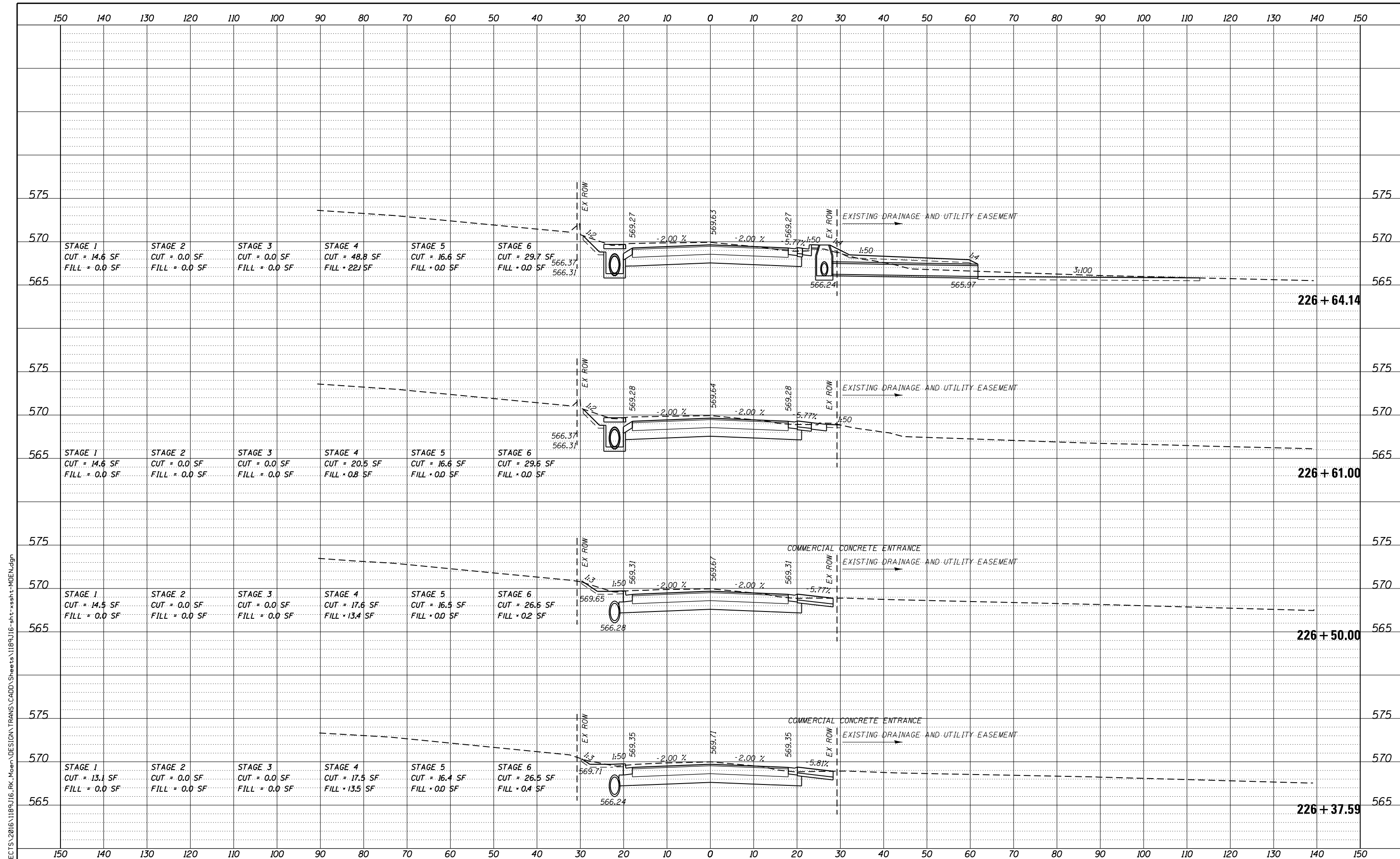
STATE OF ILLINOIS
DEPARTMENT OF TRANSPORTATION

WILLET HOFMANN & ASSOCIATES INC.
ENGINEERING ARCHITECTURE LAND SURVEYING
1000 ESSINGTON ROAD, JOLET, IL 60435
T: 815-729-2229 DESIGN FIRM: #184-000918

ROCKDALE
79 MOEN AVENUE
ROCKDALE, IL 60436

CROSS SECTIONS - MOEN AVENUE
SHEET 33 OF 66
STA. 225 + 00.00 TO 226 + 00.00

F.A.U. RTE.	SECTION	COUNTY	TOTAL SHEETS	SHEET NO.
3795	12-00029-00-PV	WILL	344	301
WHA*1189J16			ILLINOIS	



FILE = S:\PROJECTS\2016\1189J16-RK_Moen\DESIGN\TRANS\CADD\Sheets\1189J16-sht-xasht-MOEN.dgn

REVISION	DATE	BY	REMARKS

DRAWN JSH
 CHECKED GFS
 APPROVED GFS

STATE OF ILLINOIS
DEPARTMENT OF TRANSPORTATION

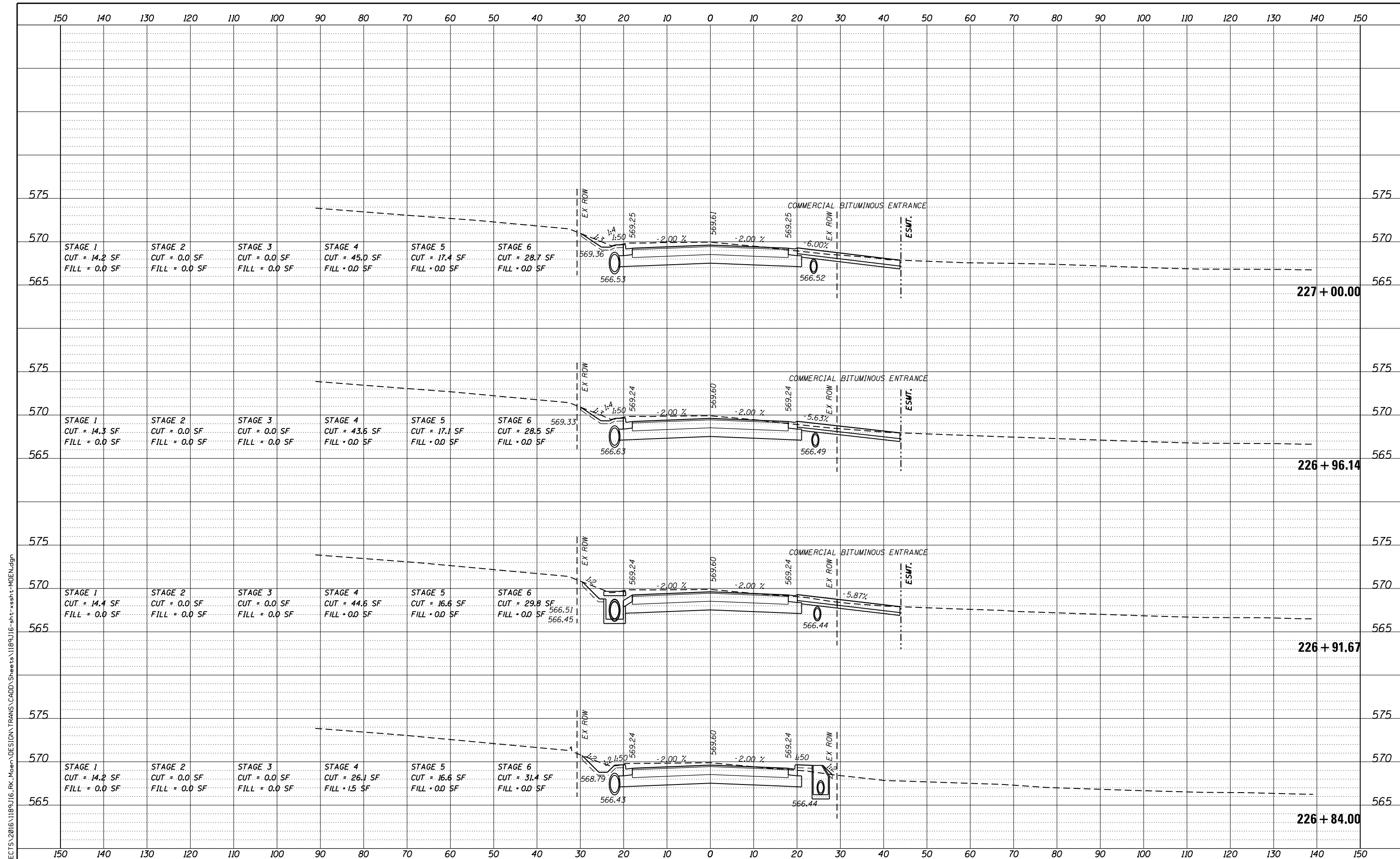
WILLET HOFMANN & ASSOCIATES INC.
 ENGINEERING ARCHITECTURE LAND SURVEYING
 1000 ESSINGTON ROAD, JOLET, IL 60435
 T: 815-729-2229 DESIGN FIRM: #184-000918

ROCKDALE
 79 MOEN AVENUE
 ROCKDALE, IL 60436

CROSS SECTIONS - MOEN AVENUE
SHEET 34 OF 66
 STA. 226 + 37.59 TO 226 + 64.14

F.A.U. RTE.	SECTION	COUNTY	TOTAL SHEETS	SHEET NO.
3795	12-00029-00-PV	WILL	344	302

CONTRACT 61E00
 WHA*1189J16 ILLINOIS



FILE = S:\PROJECTS\2016\1189J16-RK_Moen\DESIGN\TRANS\CADD\Sheets\1189J16-sht-xasht-MOEN.dgn

REVISION	DATE	BY	REMARKS

DRAWN	JSH
CHECKED	GFS
APPROVED	GFS

STATE OF ILLINOIS
DEPARTMENT OF TRANSPORTATION



WILLET HOFMANN
& ASSOCIATES INC
ENGINEERING ARCHITECTURE LAND SURVEYING
1000 ESSINGTON ROAD, JOLET, IL 60435
T: 815-729-2229 DESIGN FIRM: #184-000918

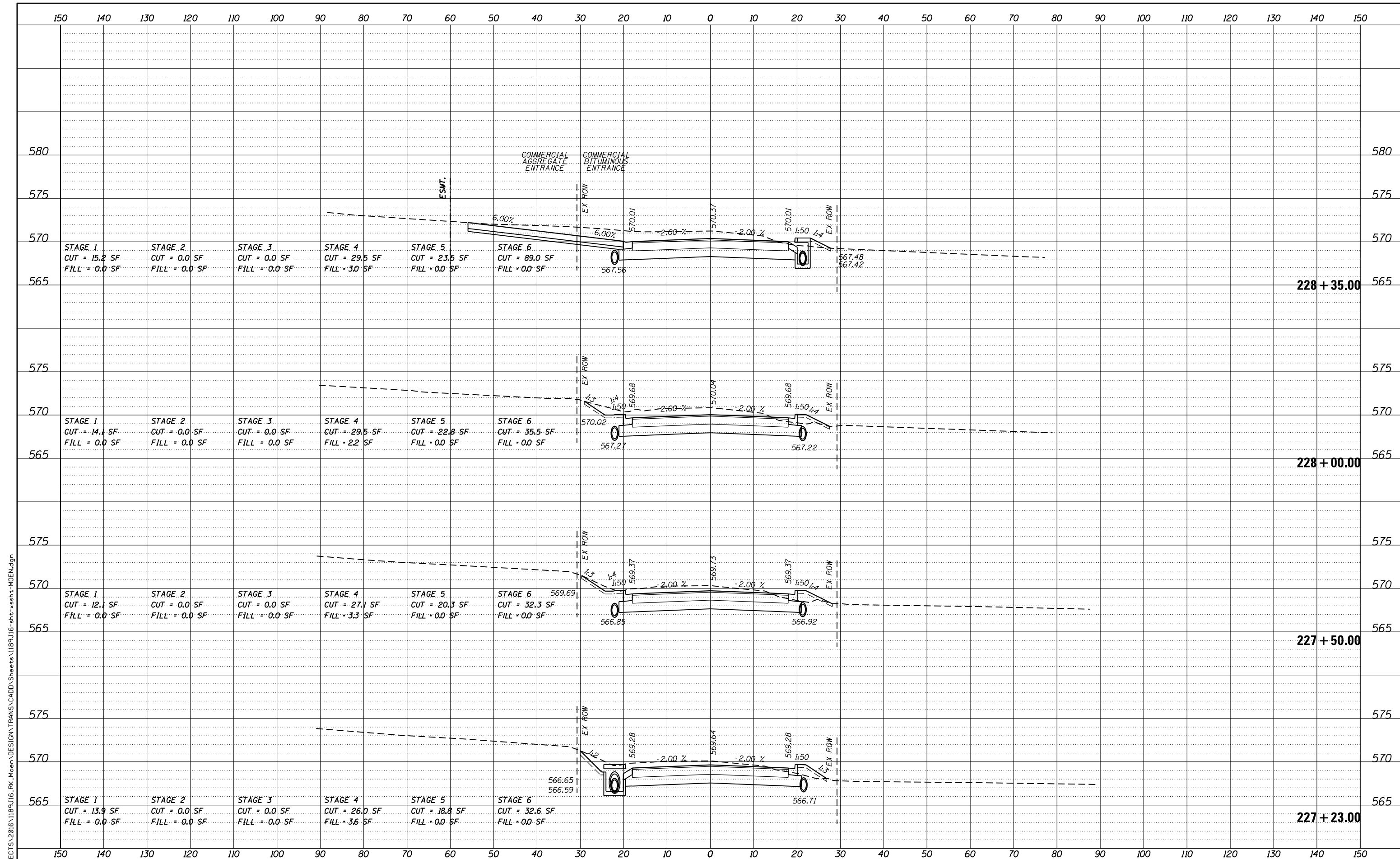


79 MOEN AVENUE
ROCKDALE, IL 60436

CROSS SECTIONS - MOEN AVENUE
SHEET 35 OF 66

STA. 226 + 84.00 TO 227 + 00.00

F.A.U. RTE.	SECTION	COUNTY	TOTAL SHEETS	SHEET NO.
3795	12-00029-00-PV	WILL	344	303
CONTRACT 61E00			WHA*1189J16 ILLINOIS	



STAGE 1
CUT = 15.2 SF
FILL = 0.0 SF

STAGE 2
CUT = 0.0 SF
FILL = 0.0 SF

STAGE 3
CUT = 0.0 SF
FILL = 0.0 SF

STAGE 4
CUT = 29.5 SF
FILL = 3.0 SF

STAGE 5
CUT = 23.5 SF
FILL = 0.0 SF

STAGE 6
CUT = 89.0 SF
FILL = 0.0 SF

STAGE 1
CUT = 14.1 SF
FILL = 0.0 SF

STAGE 2
CUT = 0.0 SF
FILL = 0.0 SF

STAGE 3
CUT = 0.0 SF
FILL = 0.0 SF

STAGE 4
CUT = 29.5 SF
FILL = 2.2 SF

STAGE 5
CUT = 22.8 SF
FILL = 0.0 SF

STAGE 6
CUT = 35.5 SF
FILL = 0.0 SF

STAGE 1
CUT = 12.1 SF
FILL = 0.0 SF

STAGE 2
CUT = 0.0 SF
FILL = 0.0 SF

STAGE 3
CUT = 0.0 SF
FILL = 0.0 SF

STAGE 4
CUT = 27.1 SF
FILL = 3.3 SF

STAGE 5
CUT = 20.3 SF
FILL = 0.0 SF

STAGE 6
CUT = 32.3 SF
FILL = 0.0 SF

STAGE 1
CUT = 13.9 SF
FILL = 0.0 SF

STAGE 2
CUT = 0.0 SF
FILL = 0.0 SF

STAGE 3
CUT = 0.0 SF
FILL = 0.0 SF

STAGE 4
CUT = 26.0 SF
FILL = 3.6 SF

STAGE 5
CUT = 18.8 SF
FILL = 0.0 SF

STAGE 6
CUT = 32.6 SF
FILL = 0.0 SF

REVISION	DATE	BY	REMARKS

DRAWN	JSH
CHECKED	GFS
APPROVED	GFS

STATE OF ILLINOIS
DEPARTMENT OF TRANSPORTATION



WILLETT HOFMANN
& ASSOCIATES INC
ENGINEERING ARCHITECTURE LAND SURVEYING
1000 ESSINGTON ROAD, JOLET, IL 60435
T: 815-729-2229 DESIGN FIRM: #184-000918



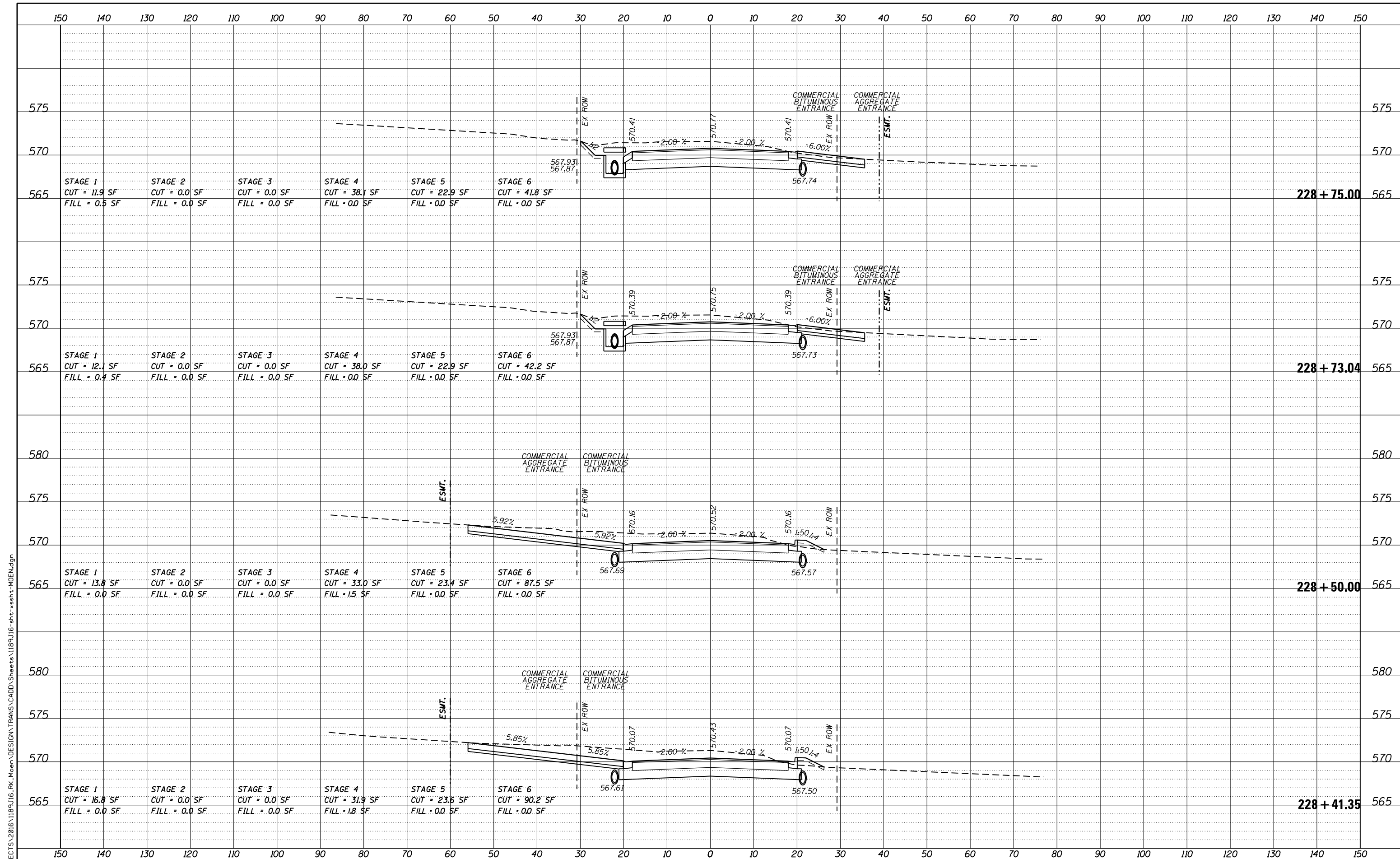
79 MOEN AVENUE
ROCKDALE, IL 60436

CROSS SECTIONS - MOEN AVENUE
SHEET 36 OF 66

STA. 227 + 23.00 TO 228 + 35.00

F.A.U. RTE.	SECTION	COUNTY	TOTAL SHEETS	SHEET NO.
3795	12-00029-00-PV	WILL	344	304
CONTRACT 61E00			WHA*1189J16 ILLINOIS	

FILE = S:\PROJECTS\2016\1189J16-RK_Moen\DESIGN\TRANS\CADD\Sheets\1189J16-sht-xasht-MOEN.dgn



FILE = S:\PROJECTS\2016\1189J16-RK_Moen\DESIGN\TRANS\CADD\Sheets\1189J16-sht-xasht-MOEN.dgn

REVISION	DATE	BY	REMARKS

DRAWN JSH
 CHECKED GFS
 APPROVED GFS

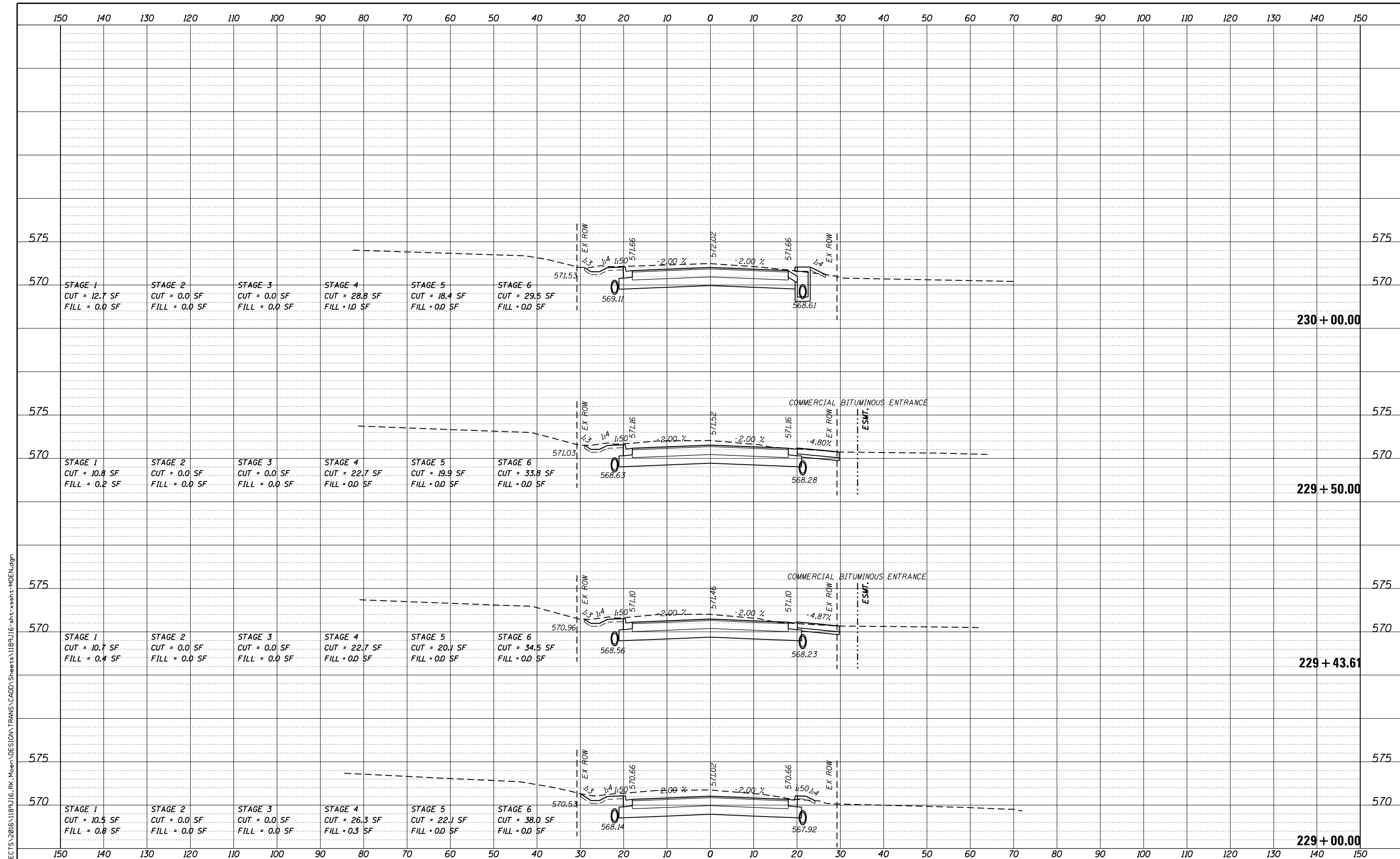
STATE OF ILLINOIS
 DEPARTMENT OF TRANSPORTATION



CROSS SECTIONS - MOEN AVENUE
 SHEET 37 OF 66
 STA. 228 + 42.35 TO 228 + 75.00

F.A.U. RTE.	SECTION	COUNTY	TOTAL SHEETS	SHEET NO.
3795	12-00029-00-PV	WILL	344	305

CONTRACT 61E00
 WHA*1189J16 ILLINOIS



FILE = S:\PROJECTS\2016\1189J16-RK_Moen\DESIGN\TRANS\CADD\Sheets\1189J16-sht-xasht-MOEN.dgn

REVISION	DATE	BY	REMARKS

DRAWN	JSH
CHECKED	GFS
APPROVED	GFS

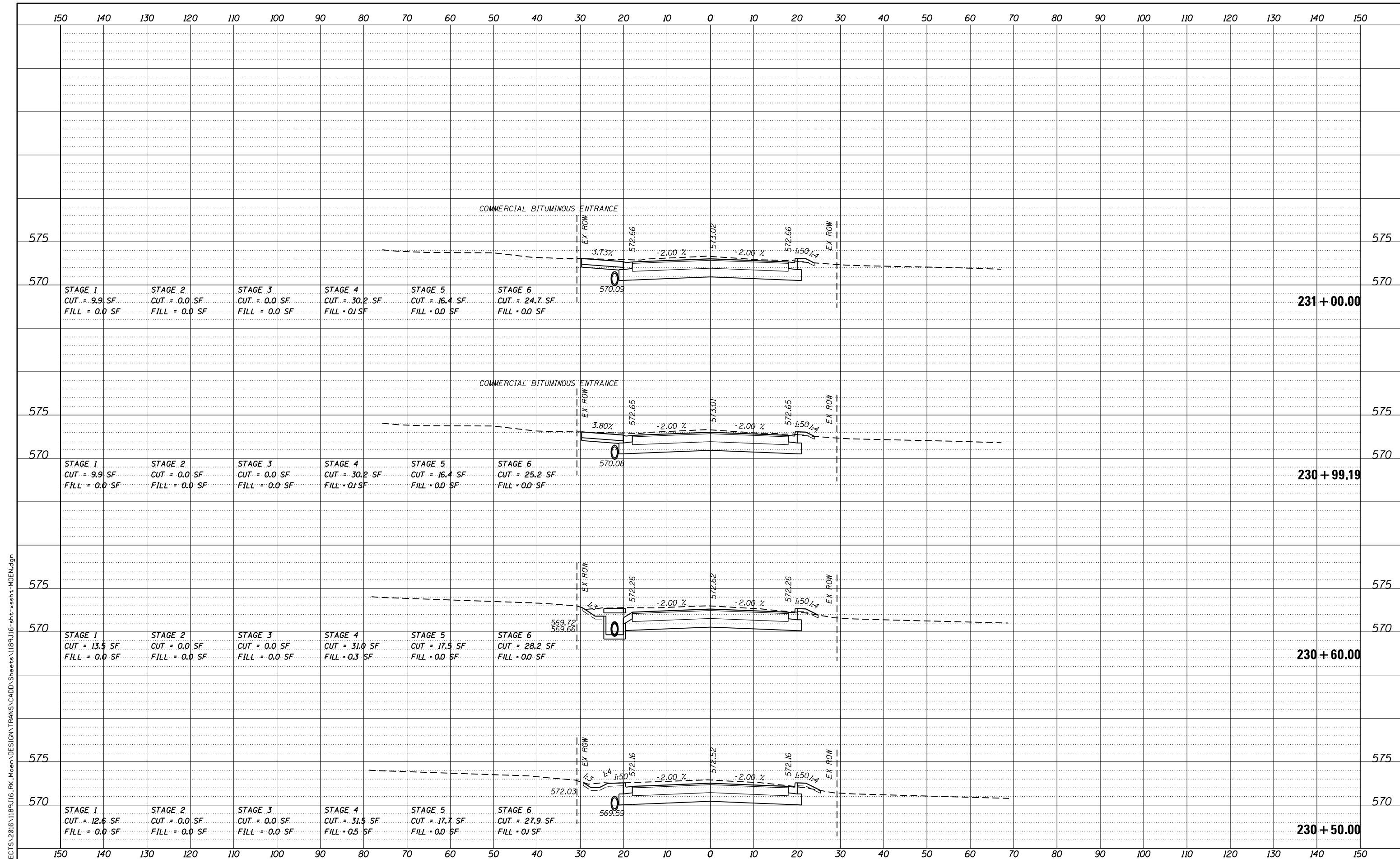
STATE OF ILLINOIS
DEPARTMENT OF TRANSPORTATION

WILLET HOFMANN & ASSOCIATES INC.
 ENGINEERING ARCHITECTURE LAND SURVEYING
 1000 ESSINGTON ROAD, JOLET, IL 60435
 T: 815-729-2229 DESIGN FIRM: #184-000918

ROCKDALE
 79 MOEN AVENUE
 ROCKDALE, IL 60436

CROSS SECTIONS - MOEN AVENUE
SHEET 38 OF 66
STA. 229 + 00.00 TO 230 + 00.00

F.A.U. RTE.	SECTION	COUNTY	TOTAL SHEETS	SHEET NO.
3795	12-00029-00-PV	WILL	344	306
WHA*1189J16			ILLINOIS	



FILE = S:\PROJECTS\2016\1189J16-RK-Moen\DESIGN\TRANS\CADD\Sheets\1189J16-sht-xasht-MOEN.dgn

REVISION	DATE	BY	REMARKS

DRAWN JSH
 CHECKED GFS
 APPROVED GFS


STATE OF ILLINOIS
 DEPARTMENT OF TRANSPORTATION

WILLET HOFMANN & ASSOCIATES INC.
 ENGINEERING ARCHITECTURE LAND SURVEYING
 1000 ESSINGTON ROAD, JOLET, IL 60435
 T: 815-729-2229 DESIGN FIRM: #184-000918

ROCKDALE
 79 MOEN AVENUE
 ROCKDALE, IL 60436

CROSS SECTIONS - MOEN AVENUE
 SHEET 39 OF 66
 STA. 230 + 50.00 TO 231 + 00.00

F.A.U. RTE.	SECTION	COUNTY	TOTAL SHEETS	SHEET NO.
3795	12-00029-00-PV	WILL	344	307
WHA*1189J16			ILLINOIS	



FILE = S:\PROJECTS\2016\1189J16-RK_Moen\DESIGN\TRANS\CADD\Sheets\1189J16-sht-xasht-MOEN.dgn

REVISION	DATE	BY	REMARKS

DRAWN	JSH
CHECKED	GFS
APPROVED	GFS

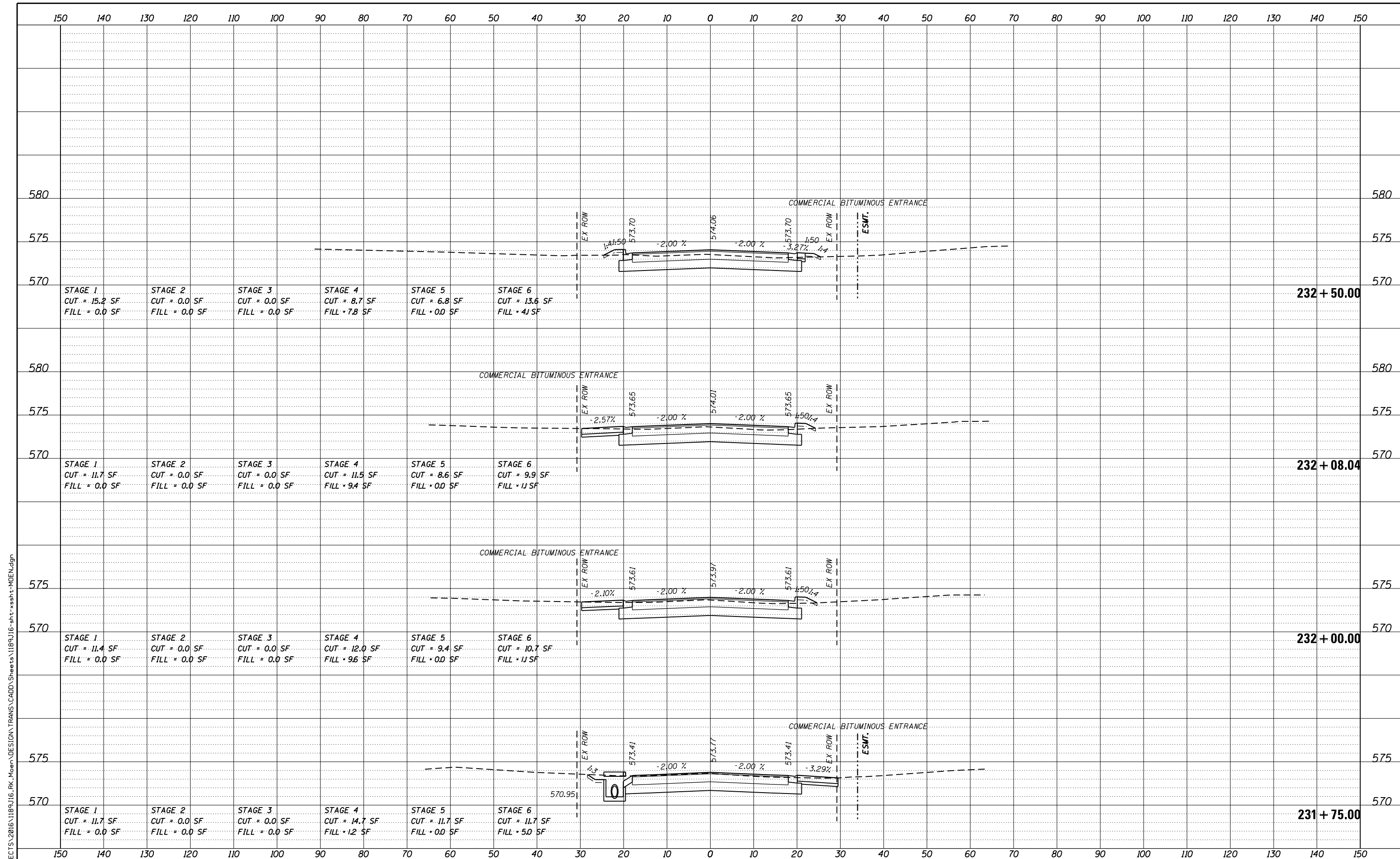
STATE OF ILLINOIS
DEPARTMENT OF TRANSPORTATION

WILLET HOFMANN
& ASSOCIATES INC.
 ENGINEERING ARCHITECTURE LAND SURVEYING
 1000 ESSINGTON ROAD, JOLET, IL 60435
 T: 815-729-2229 DESIGN FIRM: #184-000918

ROCKDALE
 79 MOEN AVENUE
 ROCKDALE, IL 60436

CROSS SECTIONS - MOEN AVENUE
SHEET 40 OF 66
STA. 231 + 35.00 TO 231 + 66.49

F.A.U. RTE.	SECTION	COUNTY	TOTAL SHEETS	SHEET NO.
3795	12-00029-00-PV	WILL	344	308
WHA*1189J16			ILLINOIS	



FILE = S:\PROJECTS\2016\1189J16-RK-Moen\DESIGN\TRANS\CADD\Sheets\1189J16-sht-xasht-MOEN.dgn

REVISION	DATE	BY	REMARKS

DRAWN	JSH
CHECKED	GFS
APPROVED	GFS

STATE OF ILLINOIS
DEPARTMENT OF TRANSPORTATION

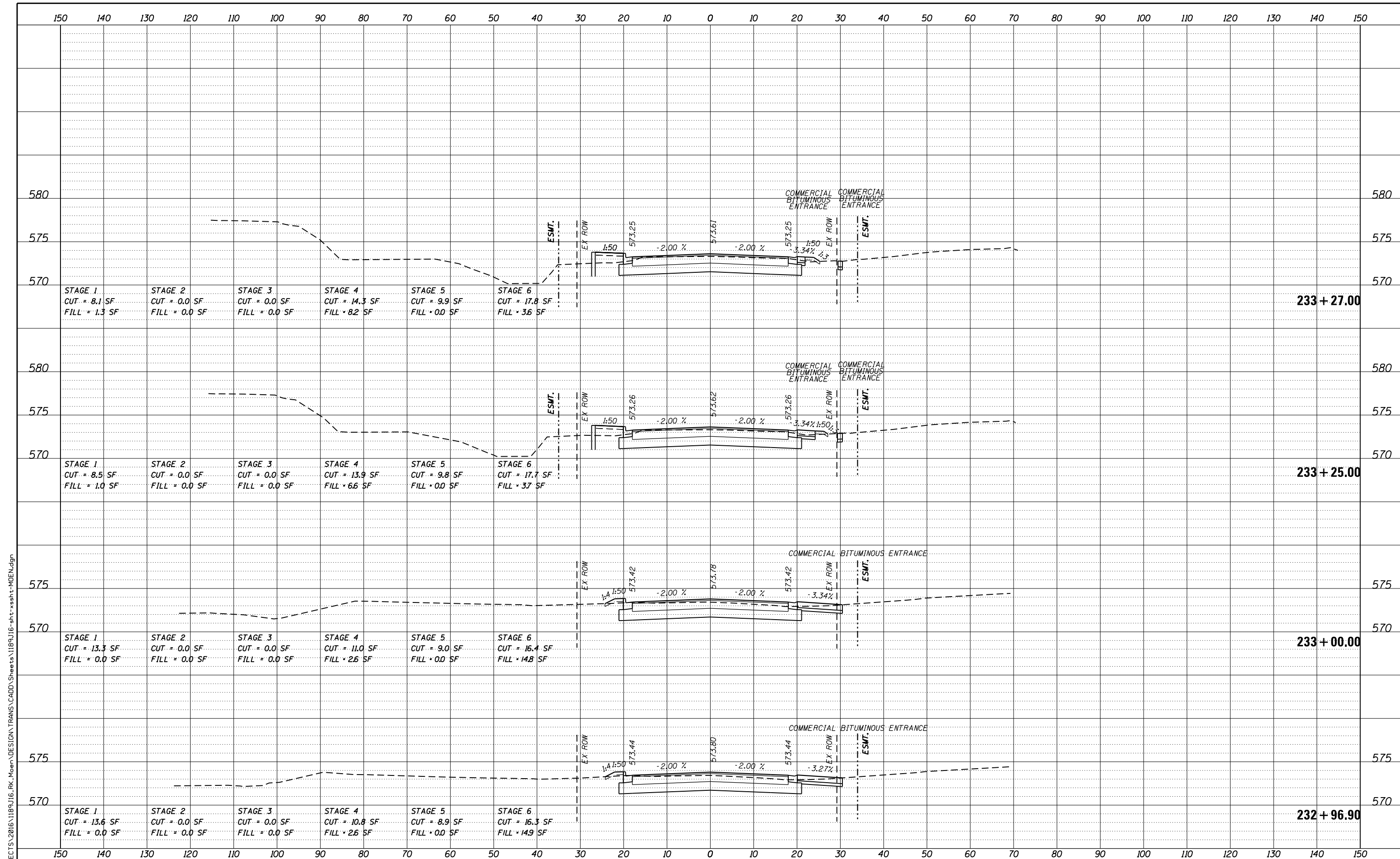
WILLET HOFMANN & ASSOCIATES INC.
 ENGINEERING ARCHITECTURE LAND SURVEYING
 1000 ESSINGTON ROAD, JOLET, IL 60435
 T: 815-729-2229 DESIGN FIRM: #184-000918

79 MOEN AVENUE
ROCKDALE, IL 60436

CROSS SECTIONS - MOEN AVENUE
SHEET 41 OF 66

STA. 231 + 75.00 TO 232 + 50.00

F.A.U. RTE.	SECTION	COUNTY	TOTAL SHEETS	SHEET NO.
3795	12-00029-00-PV	WILL	344	309
CONTRACT 61E00				
WHA*1189J16		ILLINOIS		



FILE = S:\PROJECTS\2016\1189J16-RK-Moen\DESIGN\TRANS\CADD\Sheets\1189J16-sht-xasht-MOEN.dgn

REVISION	DATE	BY	REMARKS

DRAWN JSH
 CHECKED GFS
 APPROVED GFS

STATE OF ILLINOIS
 DEPARTMENT OF TRANSPORTATION

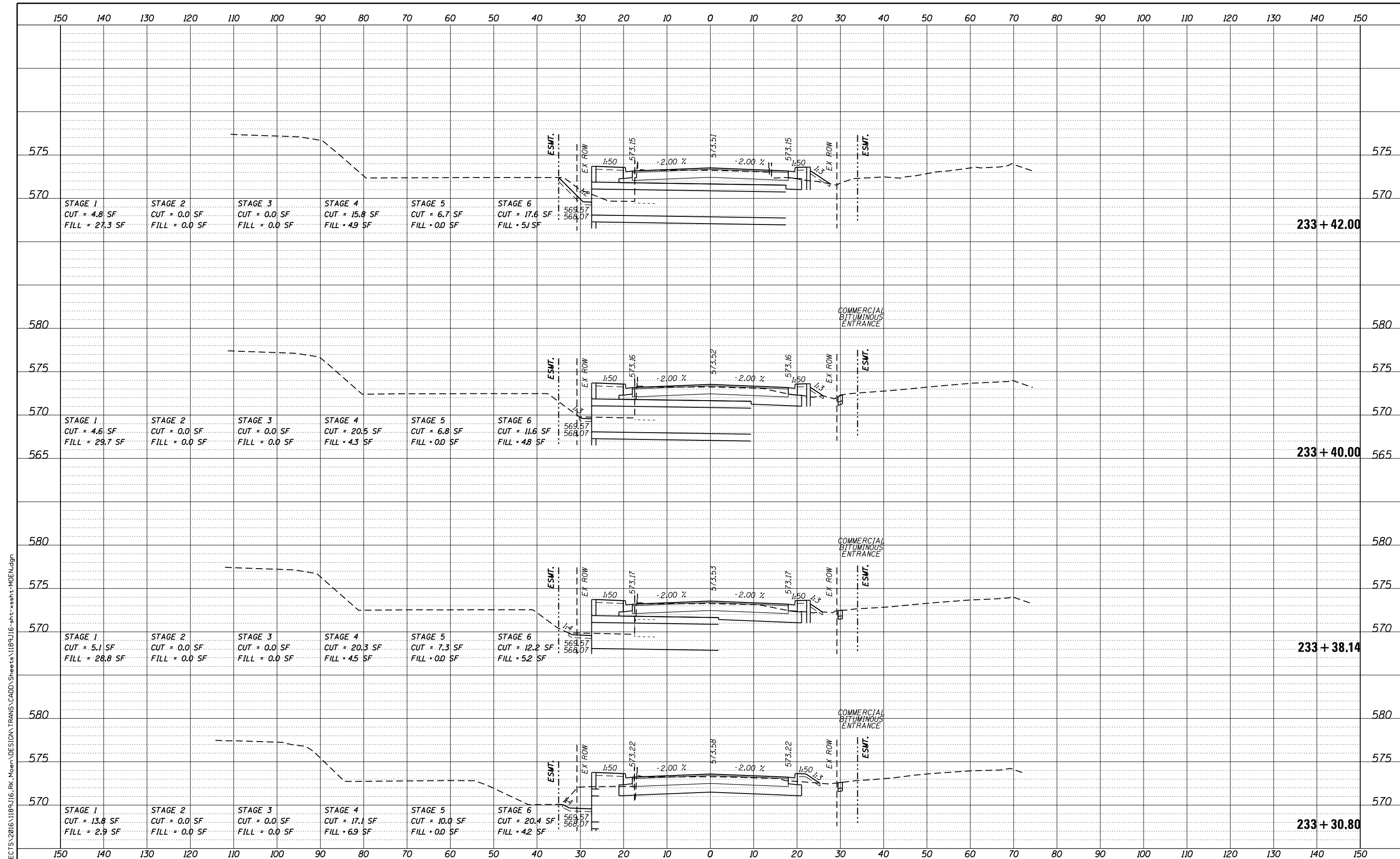
WILLET HOFMANN & ASSOCIATES INC.
 ENGINEERING ARCHITECTURE LAND SURVEYING
 1000 ESSINGTON ROAD, JOLET, IL 60435
 T: 815-729-2229 DESIGN FIRM: #184-000918

ROCKDALE
 79 MOEN AVENUE
 ROCKDALE, IL 60436

CROSS SECTIONS - MOEN AVENUE
SHEET 42 OF 66
 STA. 232 + 96.90 TO 233 + 27.00

F.A.U. RTE.	SECTION	COUNTY	TOTAL SHEETS	SHEET NO.
3795	12-00029-00-PV	WILL	344	310

CONTRACT 61E00
 WHA*1189J16 ILLINOIS



FILE = S:\PROJECTS\2016\1189J16-RK_Moen\DESIGN\TRANS\CADD\Sheets\1189J16-sht-xasht-MOEN.dgn

REVISION	DATE	BY	REMARKS

DRAWN	JSH
CHECKED	GFS
APPROVED	GFS

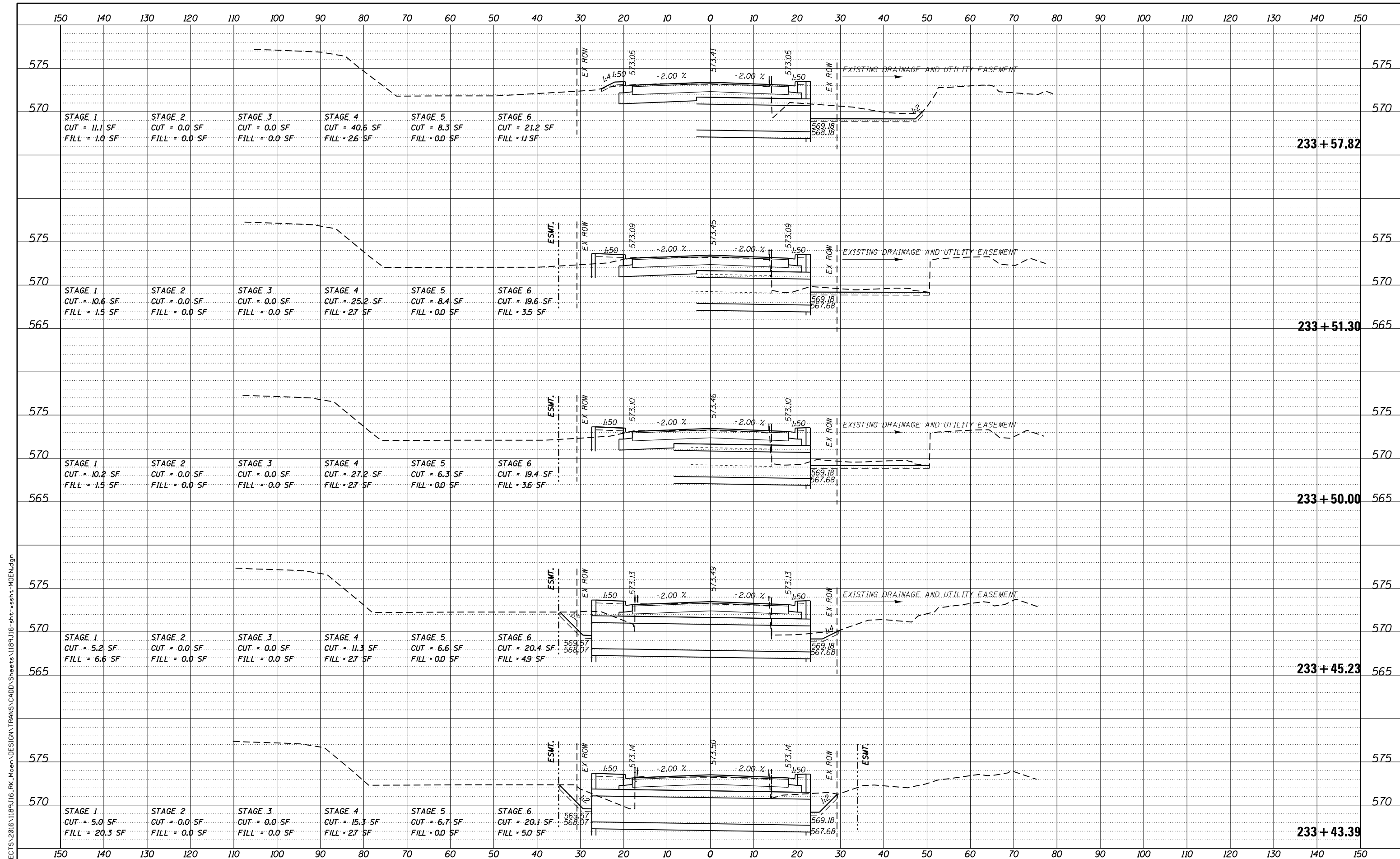
STATE OF ILLINOIS
DEPARTMENT OF TRANSPORTATION

WILLET HOFMANN & ASSOCIATES INC.
ENGINEERING ARCHITECTURE LAND SURVEYING
1000 ESSINGTON ROAD, JOLET, IL 60435
T: 815-729-2229 DESIGN FIRM: #184-000918

ROCKDALE
79 MOEN AVENUE
ROCKDALE, IL 60436

CROSS SECTIONS - MOEN AVENUE
SHEET 43 OF 66
STA. 233 + 30.80 TO 233 + 42.00

F.A.U. RTE.	SECTION	COUNTY	TOTAL SHEETS	SHEET NO.
3795	12-00029-00-PV	WILL	344	311
CONTRACT 61E00			WHA*1189J16 ILLINOIS	



FILE = S:\PROJECTS\2016\1189J16-RK_Moen\DESIGN\TRANS\CADD\Sheets\1189J16-sht-xasht-MOEN.dgn

REVISION	DATE	BY	REMARKS

DRAWN	JSH
CHECKED	GFS
APPROVED	GFS

STATE OF ILLINOIS
DEPARTMENT OF TRANSPORTATION



WILLET HOFMANN
& ASSOCIATES INC
ENGINEERING ARCHITECTURE LAND SURVEYING
1000 ESSINGTON ROAD, JOLET, IL 60435
T: 815-729-2229 DESIGN FIRM: #184-000918

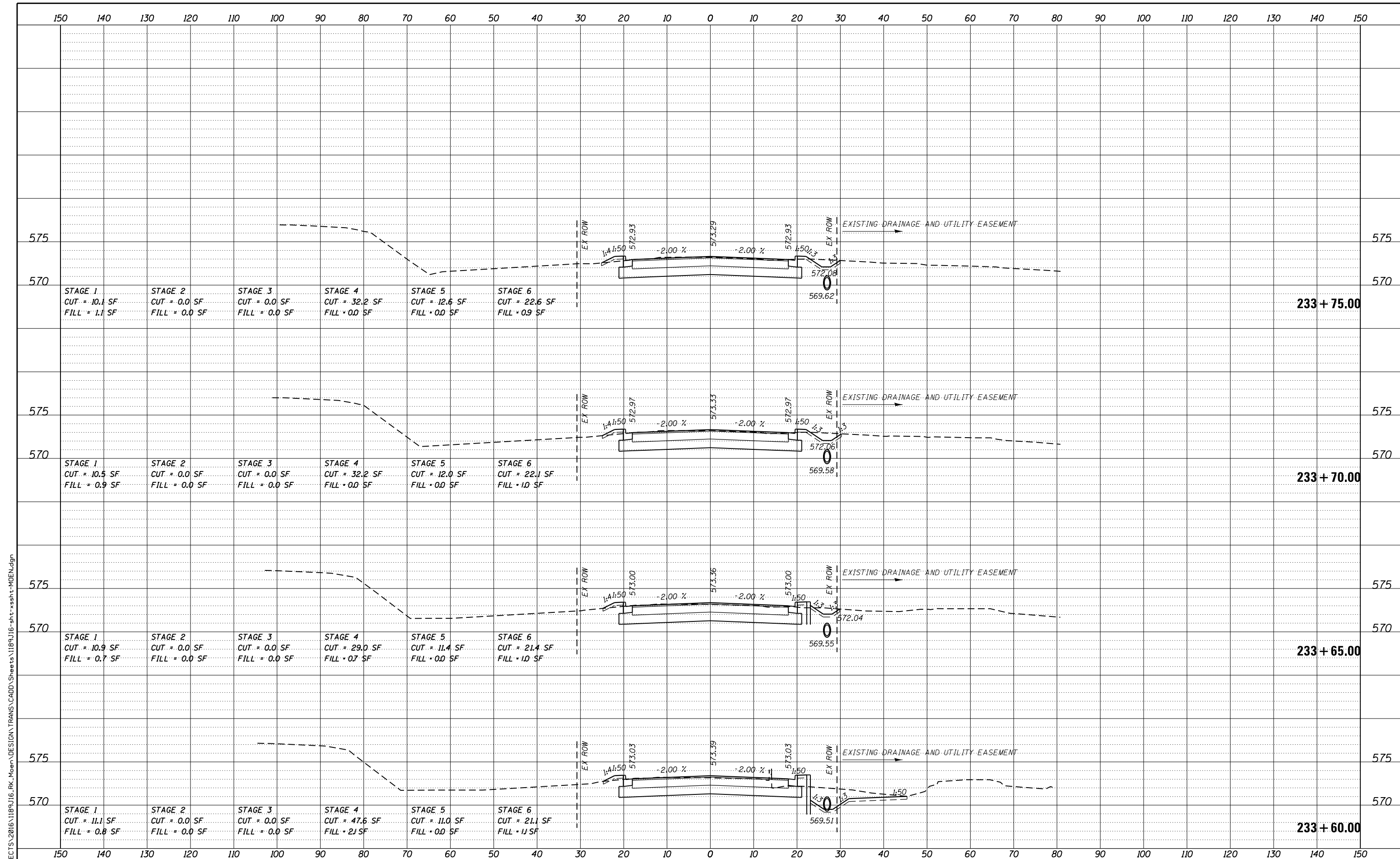


79 MOEN AVENUE
ROCKDALE, IL 60436

CROSS SECTIONS - MOEN AVENUE
SHEET 44 OF 66

STA. 233 + 43.39 TO 233 + 57.82

F.A.U. RTE.	SECTION	COUNTY	TOTAL SHEETS	SHEET NO.
3795	12-00029-00-PV	WILL	344	312
CONTRACT 61E00			WHA*1189J16 ILLINOIS	



FILE = S:\PROJECTS\2016\1189J16-RK_Moen\DESIGN\TRANS\CADD\Sheets\1189J16-sht-xasht-MOEN.dgn

REVISION	DATE	BY	REMARKS

DRAWN	JSH
CHECKED	GFS
APPROVED	GFS

STATE OF ILLINOIS
DEPARTMENT OF TRANSPORTATION



WILLET HOFMANN & ASSOCIATES INC.
ENGINEERING ARCHITECTURE LAND SURVEYING
1000 ESSINGTON ROAD, JOLET, IL 60435
T: 815-729-2229 DESIGN FIRM: #184-000918

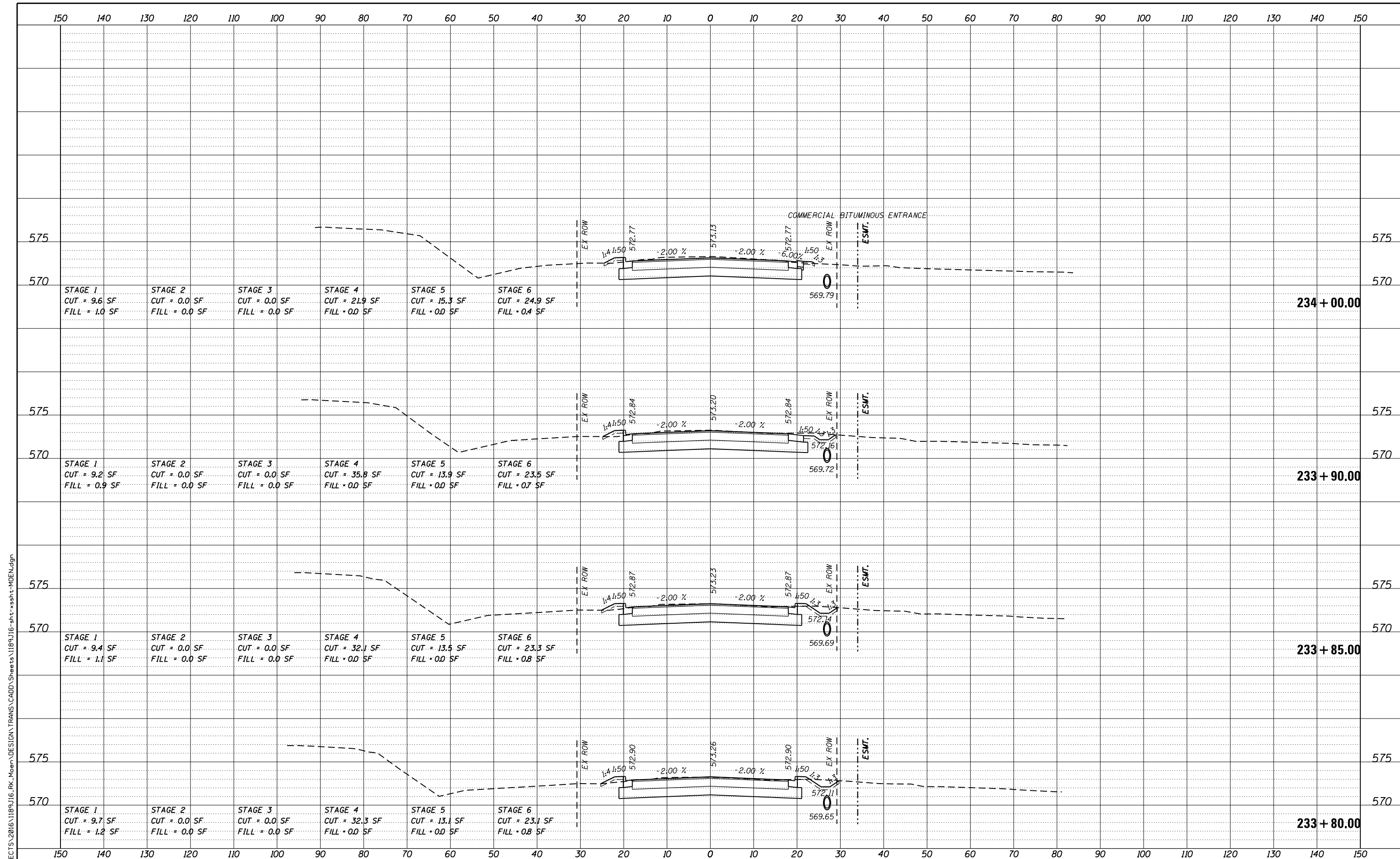


79 MOEN AVENUE
ROCKDALE, IL 60436

CROSS SECTIONS - MOEN AVENUE
SHEET 45 OF 66

STA. 233 + 60.00 TO 233 + 75.00

F.A.U. RTE.	SECTION	COUNTY	TOTAL SHEETS	SHEET NO.
3795	12-00029-00-PV	WILL	344	313
CONTRACT 61E00			WHA*1189J16 ILLINOIS	



FILE = S:\PROJECTS\2016\1189J16-RK-Moen\DESIGN\TRANS\CADD\Sheets\1189J16-sht-xasht-MOEN.dgn

REVISION	DATE	BY	REMARKS

DRAWN JSH
 CHECKED GFS
 APPROVED GFS

STATE OF ILLINOIS
DEPARTMENT OF TRANSPORTATION

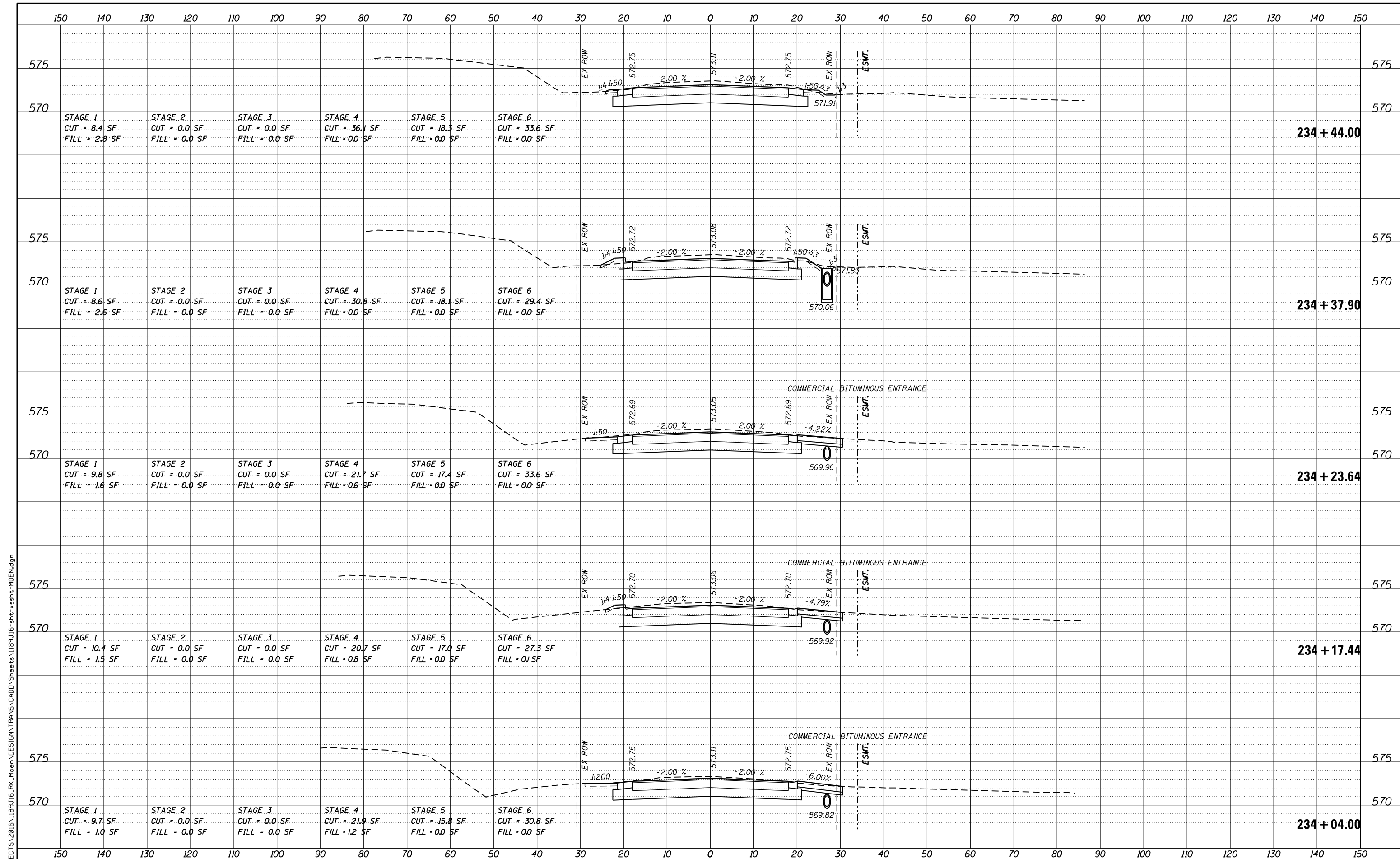
WILLET HOFMANN & ASSOCIATES INC.
 ENGINEERING ARCHITECTURE LAND SURVEYING
 1000 ESSINGTON ROAD, JOLETT, IL 60435
 T: 815-729-2229 DESIGN FIRM: #184-000918

ROCKDALE
 79 MOEN AVENUE
 ROCKDALE, IL 60436

CROSS SECTIONS - MOEN AVENUE
SHEET 46 OF 66
STA. 233 + 80.00 TO 234 + 00.00

F.A.U. RTE.	SECTION	COUNTY	TOTAL SHEETS	SHEET NO.
3795	12-00029-00-PV	WILL	344	314

CONTRACT 61E00
 WHA*1189J16 ILLINOIS



FILE = S:\PROJECTS\2016\1189J16-RK_Moen\DESIGN\TRANS\CADD\Sheets\1189J16-sht-xasht-MOEN.dgn

REVISION	DATE	BY	REMARKS

DRAWN	JSH
CHECKED	GFS
APPROVED	GFS

STATE OF ILLINOIS
DEPARTMENT OF TRANSPORTATION



WILLET HOFMANN
& ASSOCIATES INC
ENGINEERING ARCHITECTURE LAND SURVEYING
1000 ESSINGTON ROAD, JOLETT, IL 60435
T: 815-729-2229 DESIGN FIRM: #184-000918

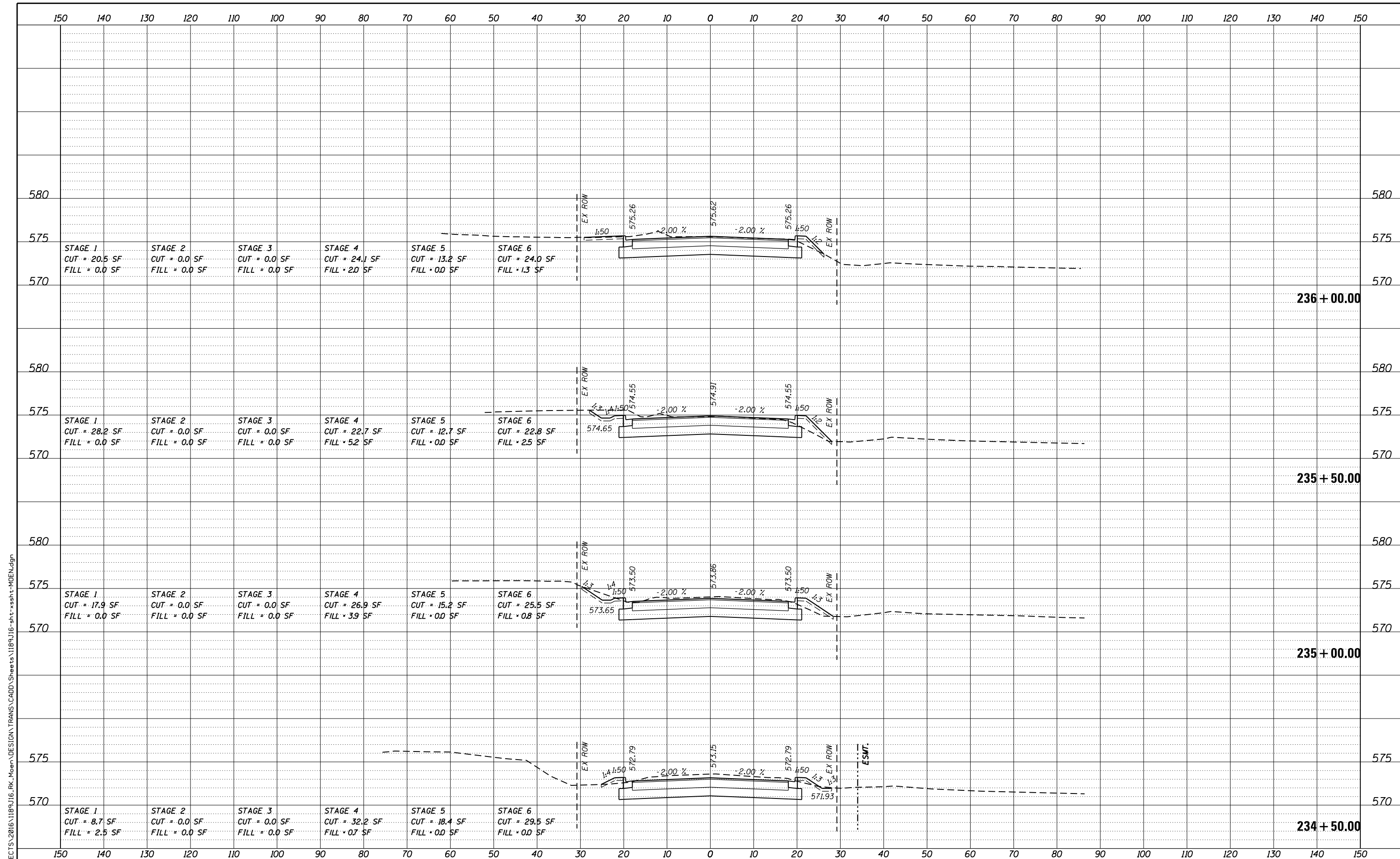


79 MOEN AVENUE
ROCKDALE, IL 60436

CROSS SECTIONS - MOEN AVENUE
SHEET 47 OF 66

STA. 234 + 04.00 TO 234 + 44.00

F.A.U. RTE.	SECTION	COUNTY	TOTAL SHEETS	SHEET NO.
3795	12-00029-00-PV	WILL	344	315
CONTRACT 61E00			WHA*1189J16 ILLINOIS	



FILE = S:\PROJECTS\2016\1189J16-RK_Moen\DESIGN\TRANS\CADD\Sheets\1189J16-sht-xasht-MOEN.dgn

REVISION	DATE	BY	REMARKS

DRAWN JSH
 CHECKED GFS
 APPROVED GFS

STATE OF ILLINOIS
DEPARTMENT OF TRANSPORTATION

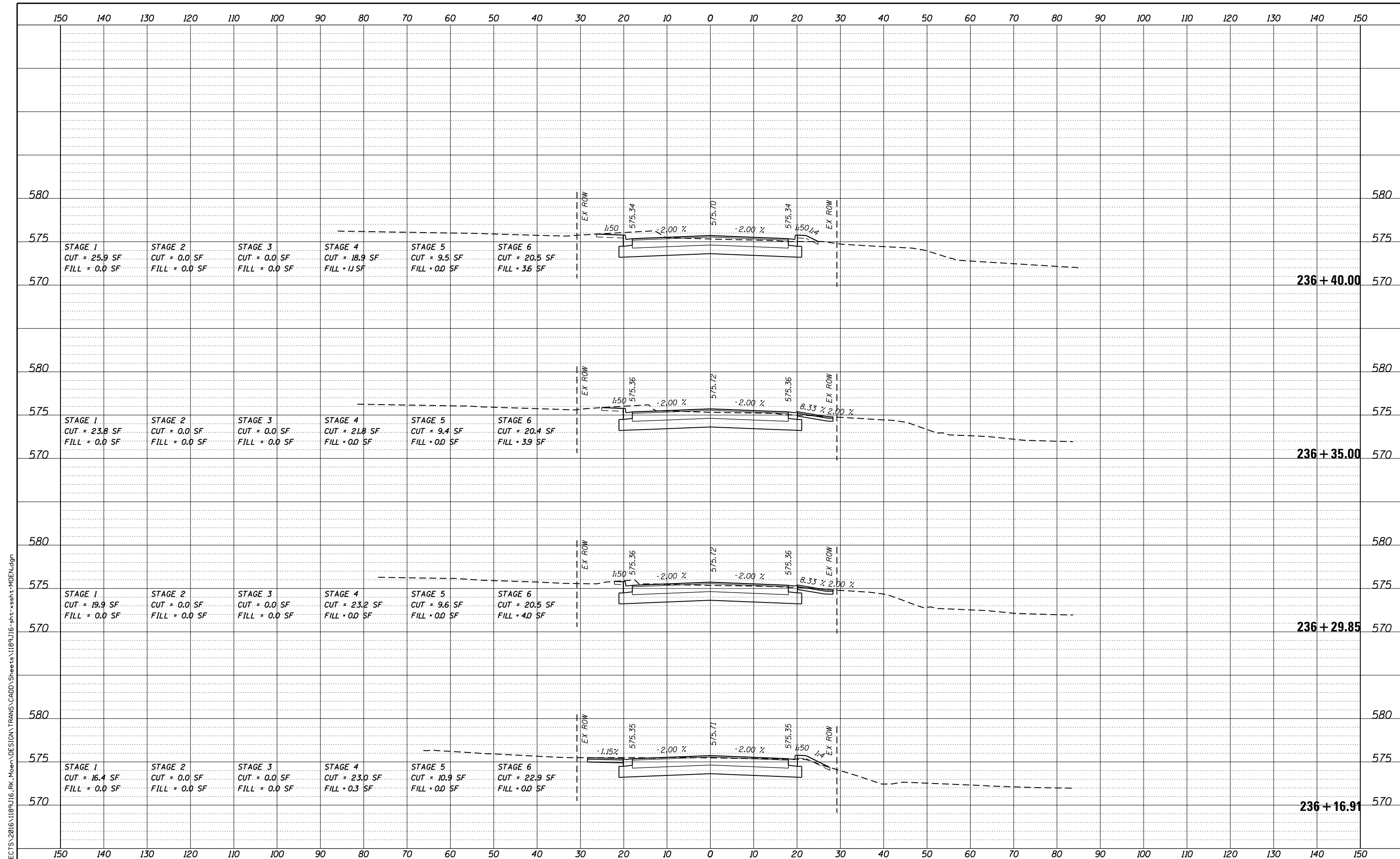
WILLETT HOFMANN & ASSOCIATES INC.
 ENGINEERING ARCHITECTURE LAND SURVEYING
 1000 ESSINGTON ROAD, JOLETT, IL 60435
 T: 815-729-2229 DESIGN FIRM: #184-000918

ROCKDALE
 79 MOEN AVENUE
 ROCKDALE, IL 60436

CROSS SECTIONS - MOEN AVENUE
SHEET 48 OF 66
STA. 234 + 50.00 TO 236 + 00.00

F.A.U. RTE.	SECTION	COUNTY	TOTAL SHEETS	SHEET NO.
3795	12-00029-00-PV	WILL	344	316

CONTRACT 61E00
 WHA*1189J16 ILLINOIS



FILE = S:\PROJECTS\2016\1189J16-RK_Moen\DESIGN\TRANS\CADD\Sheets\1189J16-sht-xasht-MOEN.dgn

REVISION	DATE	BY	REMARKS

DRAWN	JSH
CHECKED	GFS
APPROVED	GFS

STATE OF ILLINOIS
DEPARTMENT OF TRANSPORTATION



WILLET HOFMANN & ASSOCIATES INC
ENGINEERING ARCHITECTURE LAND SURVEYING
1000 ESSINGTON ROAD, JOLET, IL 60435
T: 815-729-2229 DESIGN FIRM: #184-000918

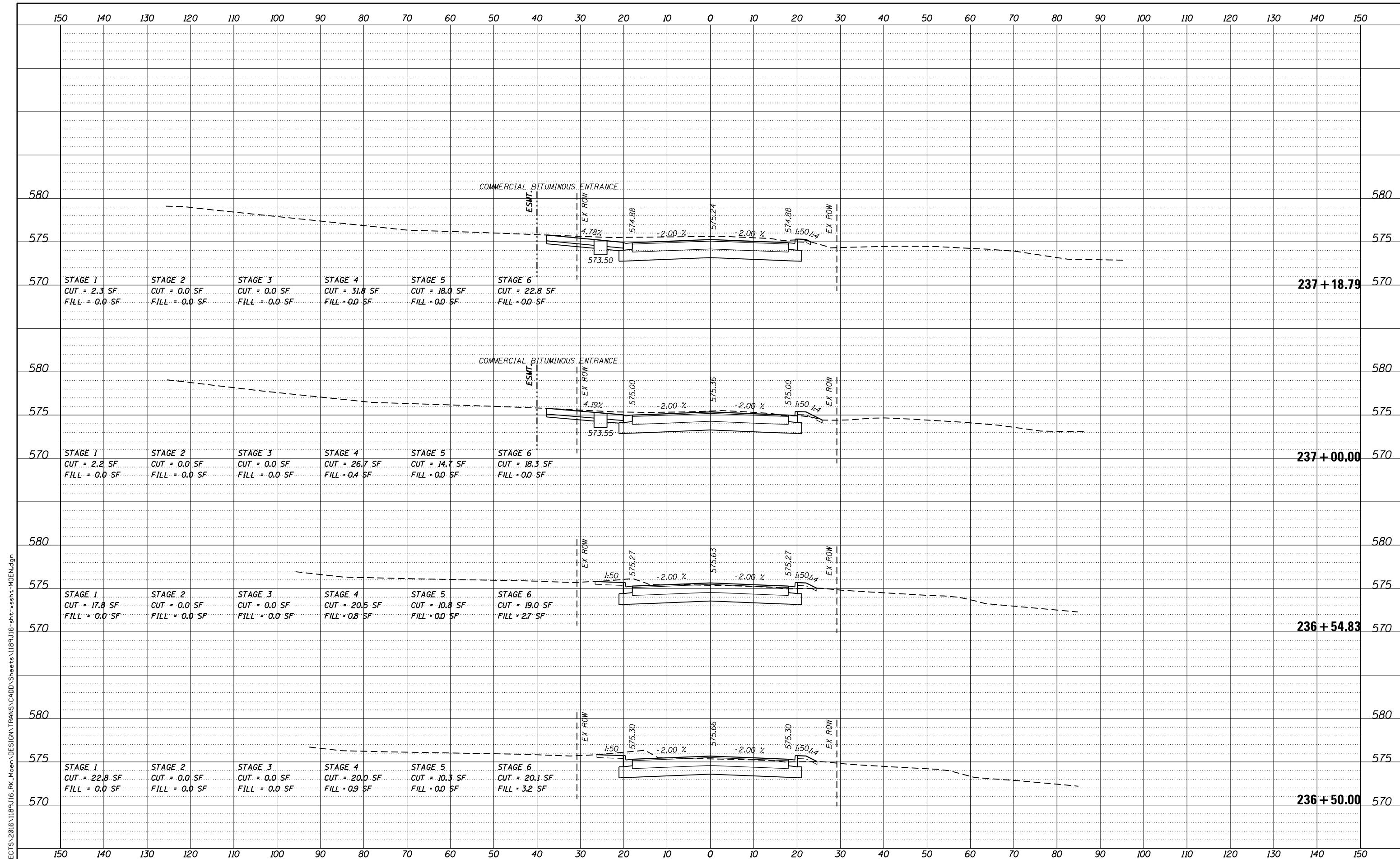


79 MOEN AVENUE
ROCKDALE, IL 60436

CROSS SECTIONS - MOEN AVENUE
SHEET 49 OF 66

STA. 236 + 16.91 TO 236 + 40.00

F.A.U. RTE.	SECTION	COUNTY	TOTAL SHEETS	SHEET NO.
3795	12-00029-00-PV	WILL	344	317
WHA*1189J16			CONTRACT 61E00	
ILLINOIS				



FILE = S:\PROJECTS\2016\1189J16-RK_Moen\DESIGN\TRANS\CADD\Sheets\1189J16-sht-xasht-MOEN.dgn

REVISION	DATE	BY	REMARKS

DRAWN JSH
 CHECKED GFS
 APPROVED GFS

STATE OF ILLINOIS
 DEPARTMENT OF TRANSPORTATION



WILLETT HOFMANN
 & ASSOCIATES INC
 ENGINEERING ARCHITECTURE LAND SURVEYING
 1000 ESSINGTON ROAD, JOLET, IL 60435
 T: 815-729-2229 DESIGN FIRM: #184-000918

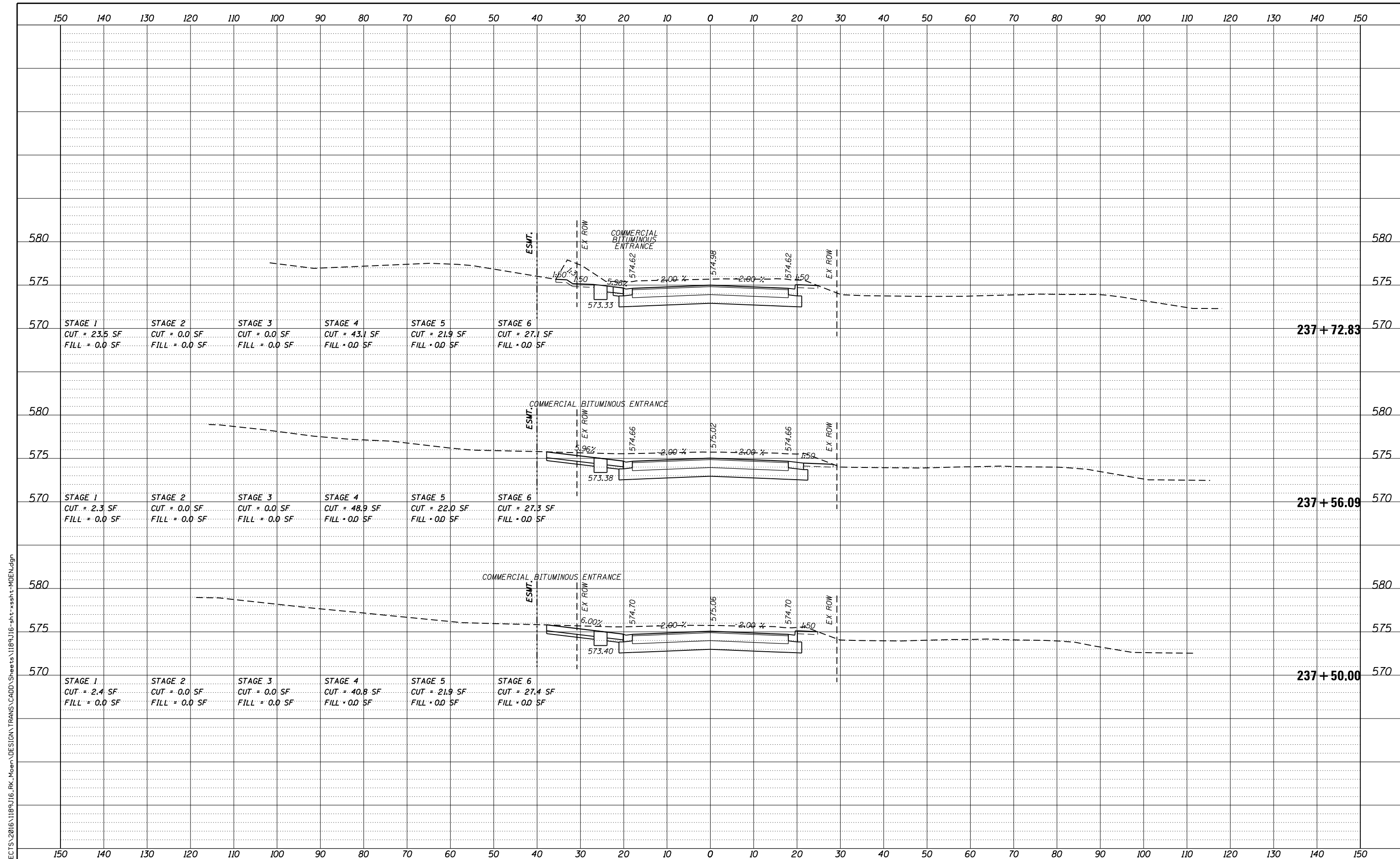


79 MOEN AVENUE
 ROCKDALE, IL 60436

CROSS SECTIONS - MOEN AVENUE
 SHEET 50 OF 66

STA. 236 + 50.00 TO 237 + 18.79

F.A.U. RTE.	SECTION	COUNTY	TOTAL SHEETS	SHEET NO.
3795	12-00029-00-PV	WILL	344	318
WHA*1189J16			ILLINOIS	



FILE = S:\PROJECTS\2016\1189J16-RK_Moen\DESIGN\TRANS\CADD\Sheets\1189J16-sht-xasht-MOEN.dgn

REVISION	DATE	BY	REMARKS

DRAWN: JSH
 CHECKED: GFS
 APPROVED: GFS

STATE OF ILLINOIS
DEPARTMENT OF TRANSPORTATION



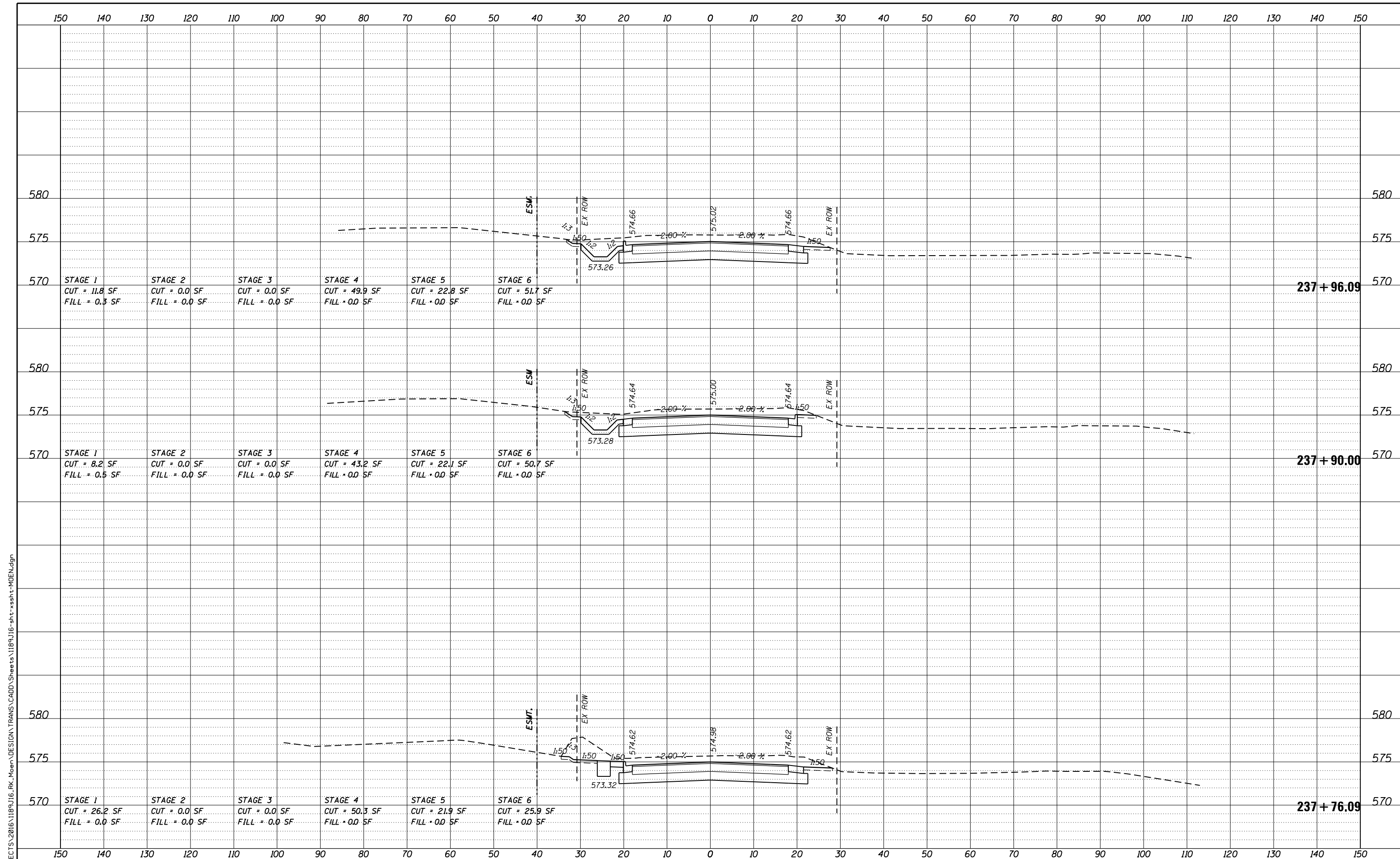
CROSS SECTIONS - MOEN AVENUE
SHEET 51 OF 66

STA. 237 + 39.70 TO 237 + 72.83

F.A.U. RTE.	SECTION	COUNTY	TOTAL SHEETS	SHEET NO.
3795	12-00029-00-PV	WILL	344	319

CONTRACT 61E00

WHA*1189J16 ILLINOIS



FILE = S:\PROJECTS\2016\1189J16-RK_Moen\DESIGN\TRANS\CADD\Sheets\1189J16-sht-xasht-MOEN.dgn

REVISION	DATE	BY	REMARKS

DRAWN	JSH
CHECKED	GFS
APPROVED	GFS

STATE OF ILLINOIS
DEPARTMENT OF TRANSPORTATION



WILLETT HOFMANN
& ASSOCIATES INC.
ENGINEERING ARCHITECTURE LAND SURVEYING
1000 ESSINGTON ROAD, JOLET, IL 60435
T: 815-729-2229 DESIGN FIRM: #184-000918

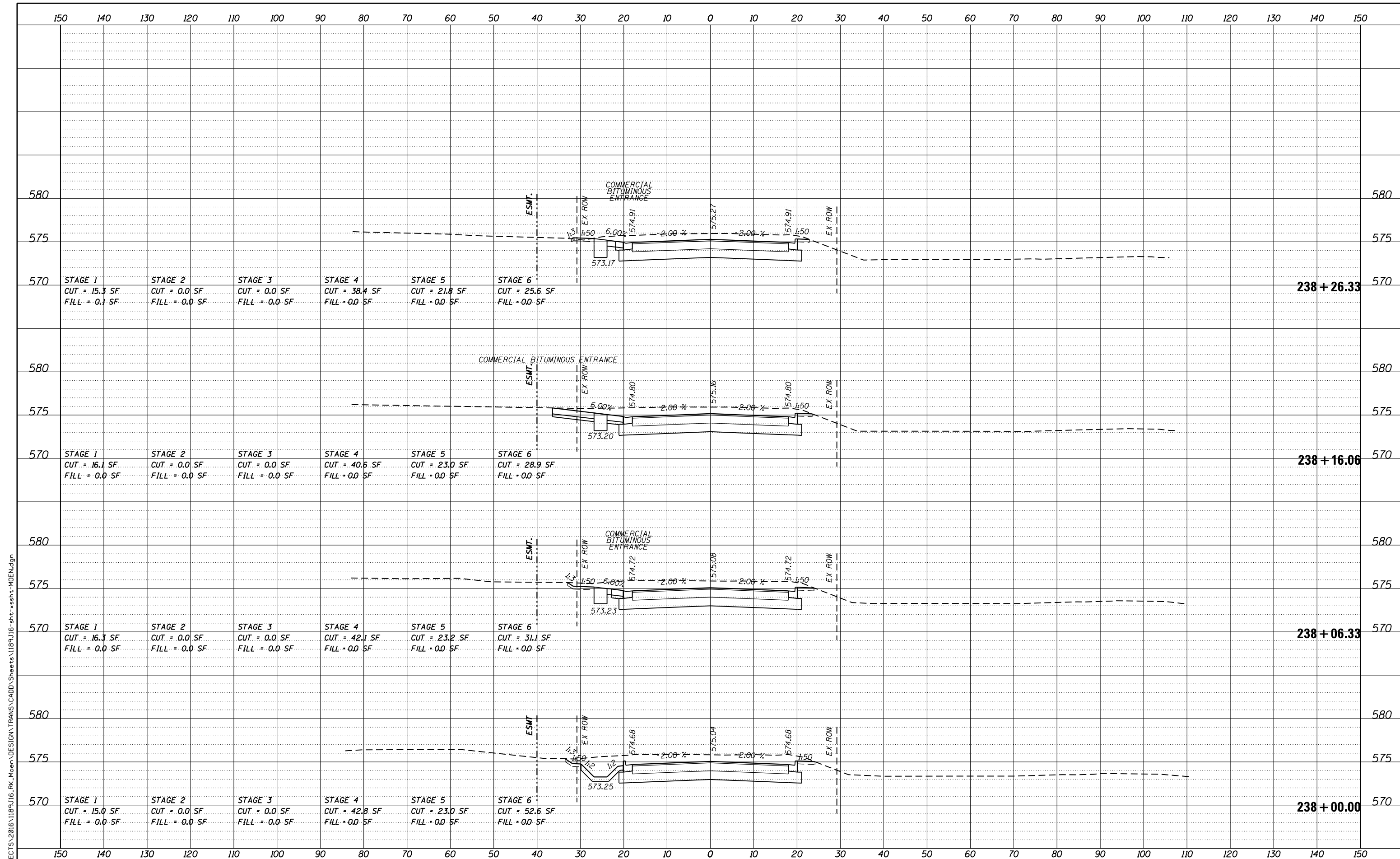


79 MOEN AVENUE
ROCKDALE, IL 60436

CROSS SECTIONS - MOEN AVENUE
SHEET 52 OF 66

STA. 237 + 76.09 TO 237 + 96.09

F.A.U. RTE.	SECTION	COUNTY	TOTAL SHEETS	SHEET NO.
3795	12-00029-00-PV	WILL	344	320
CONTRACT 61E00			ILLINOIS	



FILE = S:\PROJECTS\2016\1189J16-RK-Moen\DESIGN\TRANS\CADD\Sheets\1189J16-sht-xasht-MOEN.dgn

REVISION	DATE	BY	REMARKS

DRAWN JSH
 CHECKED GFS
 APPROVED GFS

STATE OF ILLINOIS
DEPARTMENT OF TRANSPORTATION



WILLET HOFMANN & ASSOCIATES INC.
 ENGINEERING ARCHITECTURE LAND SURVEYING
 1000 ESSINGTON ROAD, JOLETT, IL 60435
 T: 815-729-2229 DESIGN FIRM: #184-000918

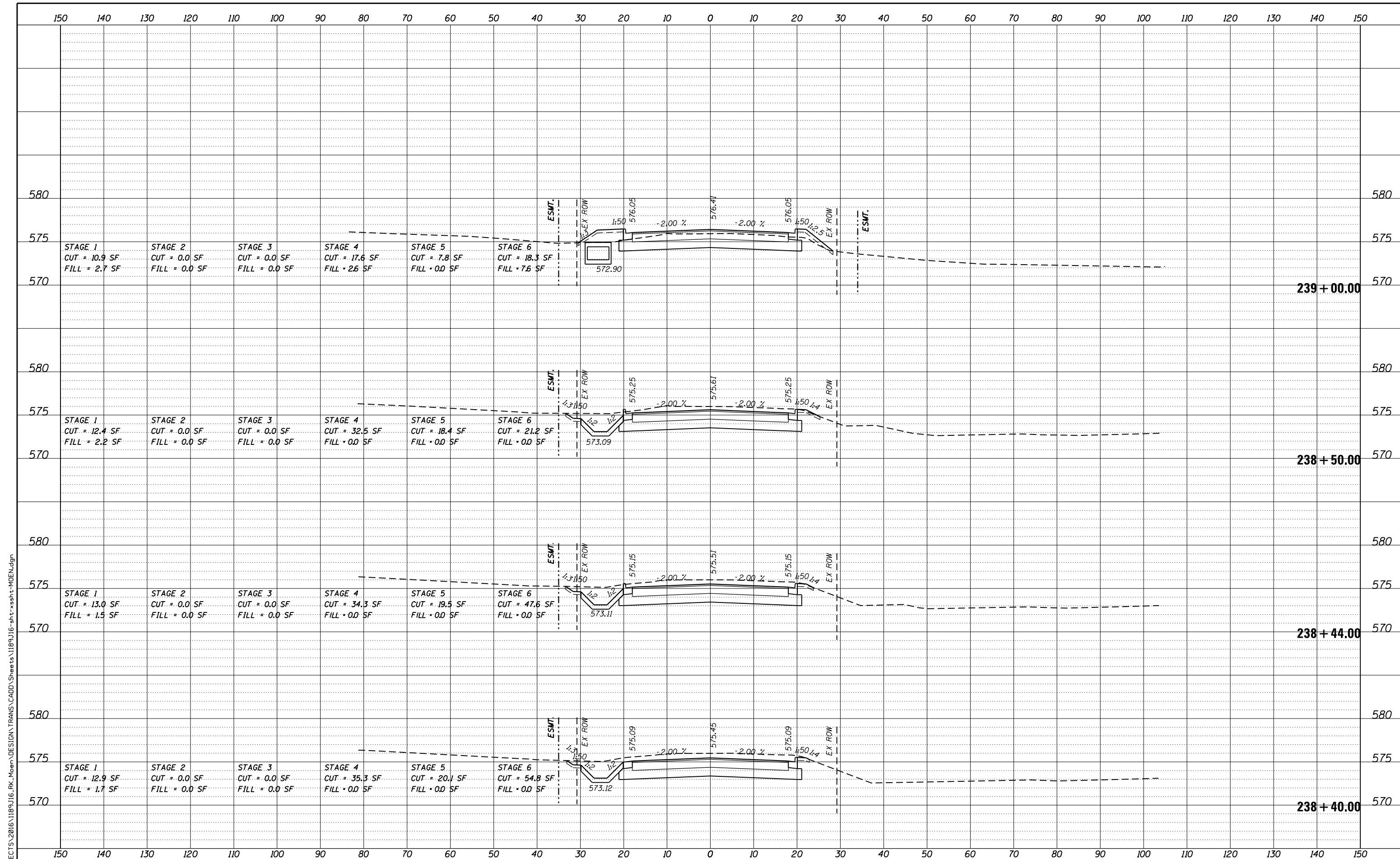


79 MOEN AVENUE
ROCKDALE, IL 60436

CROSS SECTIONS - MOEN AVENUE
SHEET 53 OF 66

STA. 238 + 00.00 TO 238 + 26.33

F.A.U. RTE.	SECTION	COUNTY	TOTAL SHEETS	SHEET NO.
3795	12-00029-00-PV	WILL	344	321
WHA*1189J16			ILLINOIS	



FILE = S:\PROJECTS\2016\1189J16-RK_Moen\DESIGN\TRANS\CADD\Sheets\1189J16-sht-xasht-MOEN.dgn

REVISION	DATE	BY	REMARKS

DRAWN JSH
 CHECKED GFS
 APPROVED GFS

STATE OF ILLINOIS
 DEPARTMENT OF TRANSPORTATION



WILLET HOFMANN
 & ASSOCIATES INC
 ENGINEERING ARCHITECTURE LAND SURVEYING
 1000 ESSINGTON ROAD, JOLET, IL 60435
 T: 815-729-2229 DESIGN FIRM: #184-000918

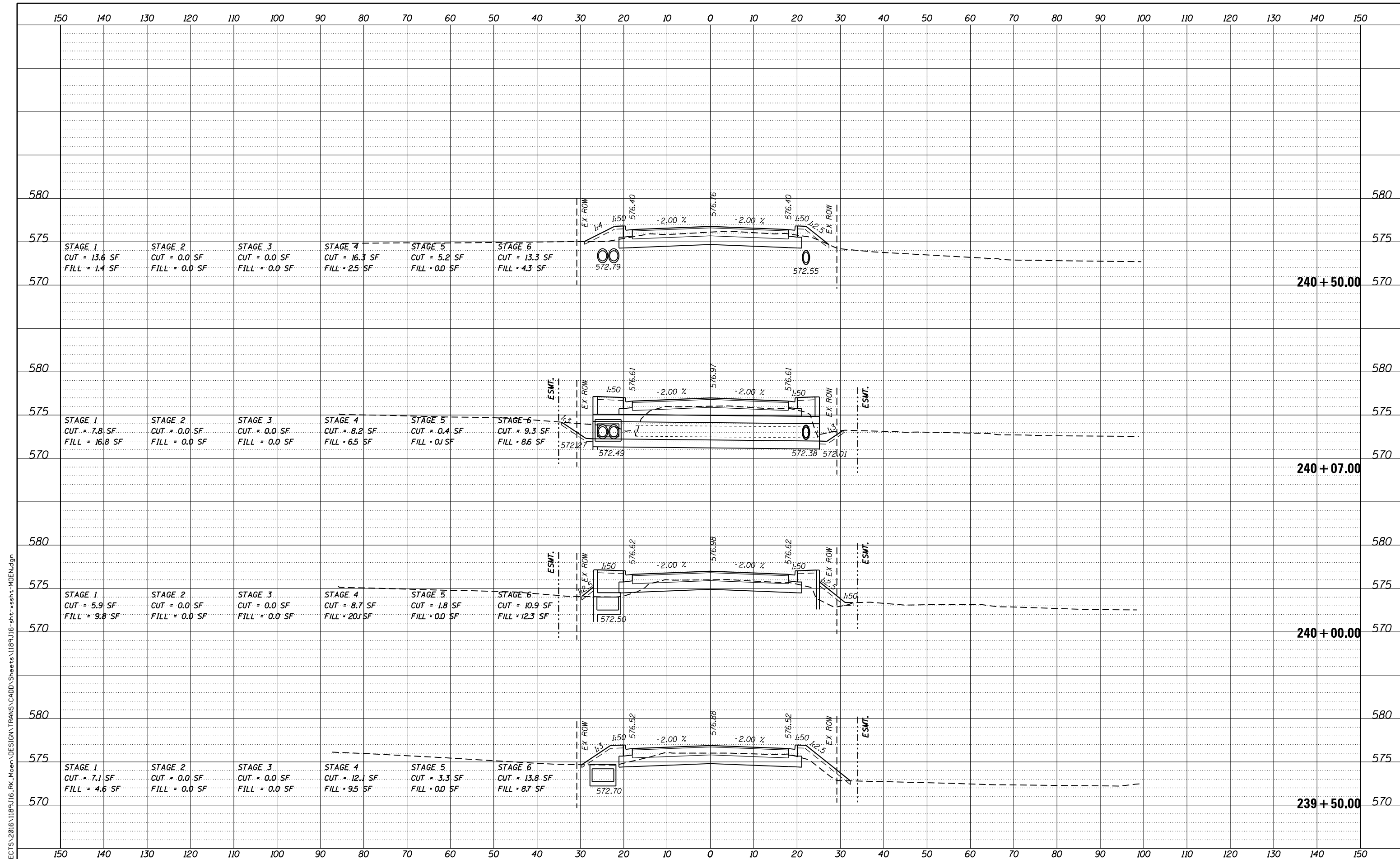


79 MOEN AVENUE
 ROCKDALE, IL 60436

CROSS SECTIONS - MOEN AVENUE
 SHEET 54 OF 66

STA. 238 + 40.00 TO 239 + 00.00

F.A.U. RTE.	SECTION	COUNTY	TOTAL SHEETS	SHEET NO.
3795	12-00029-00-PV	WILL	344	322
WHA*1189J16			ILLINOIS	



STAGE 1
CUT = 13.6 SF
FILL = 1.4 SF

STAGE 2
CUT = 0.0 SF
FILL = 0.0 SF

STAGE 3
CUT = 0.0 SF
FILL = 0.0 SF

STAGE 4
CUT = 16.3 SF
FILL = 2.5 SF

STAGE 5
CUT = 5.2 SF
FILL = 0.0 SF

STAGE 6
CUT = 13.3 SF
FILL = 4.3 SF

STAGE 1
CUT = 7.8 SF
FILL = 16.8 SF

STAGE 2
CUT = 0.0 SF
FILL = 0.0 SF

STAGE 3
CUT = 0.0 SF
FILL = 0.0 SF

STAGE 4
CUT = 8.2 SF
FILL = 6.5 SF

STAGE 5
CUT = 0.4 SF
FILL = 0.1 SF

STAGE 6
CUT = 9.3 SF
FILL = 8.6 SF

STAGE 1
CUT = 5.9 SF
FILL = 9.8 SF

STAGE 2
CUT = 0.0 SF
FILL = 0.0 SF

STAGE 3
CUT = 0.0 SF
FILL = 0.0 SF

STAGE 4
CUT = 8.7 SF
FILL = 20.1 SF

STAGE 5
CUT = 1.8 SF
FILL = 0.0 SF

STAGE 6
CUT = 10.9 SF
FILL = 12.3 SF

STAGE 1
CUT = 7.1 SF
FILL = 4.6 SF

STAGE 2
CUT = 0.0 SF
FILL = 0.0 SF

STAGE 3
CUT = 0.0 SF
FILL = 0.0 SF

STAGE 4
CUT = 12.1 SF
FILL = 9.5 SF

STAGE 5
CUT = 3.3 SF
FILL = 0.0 SF

STAGE 6
CUT = 13.8 SF
FILL = 8.7 SF

REVISION	DATE	BY	REMARKS

DRAWN JSH
CHECKED GFS
APPROVED GFS

STATE OF ILLINOIS
DEPARTMENT OF TRANSPORTATION



WILLET HOFMANN & ASSOCIATES INC.
ENGINEERING ARCHITECTURE LAND SURVEYING
1000 ESSINGTON ROAD, JOLETT, IL 60435
T: 815-729-2229 DESIGN FIRM: #184-000918



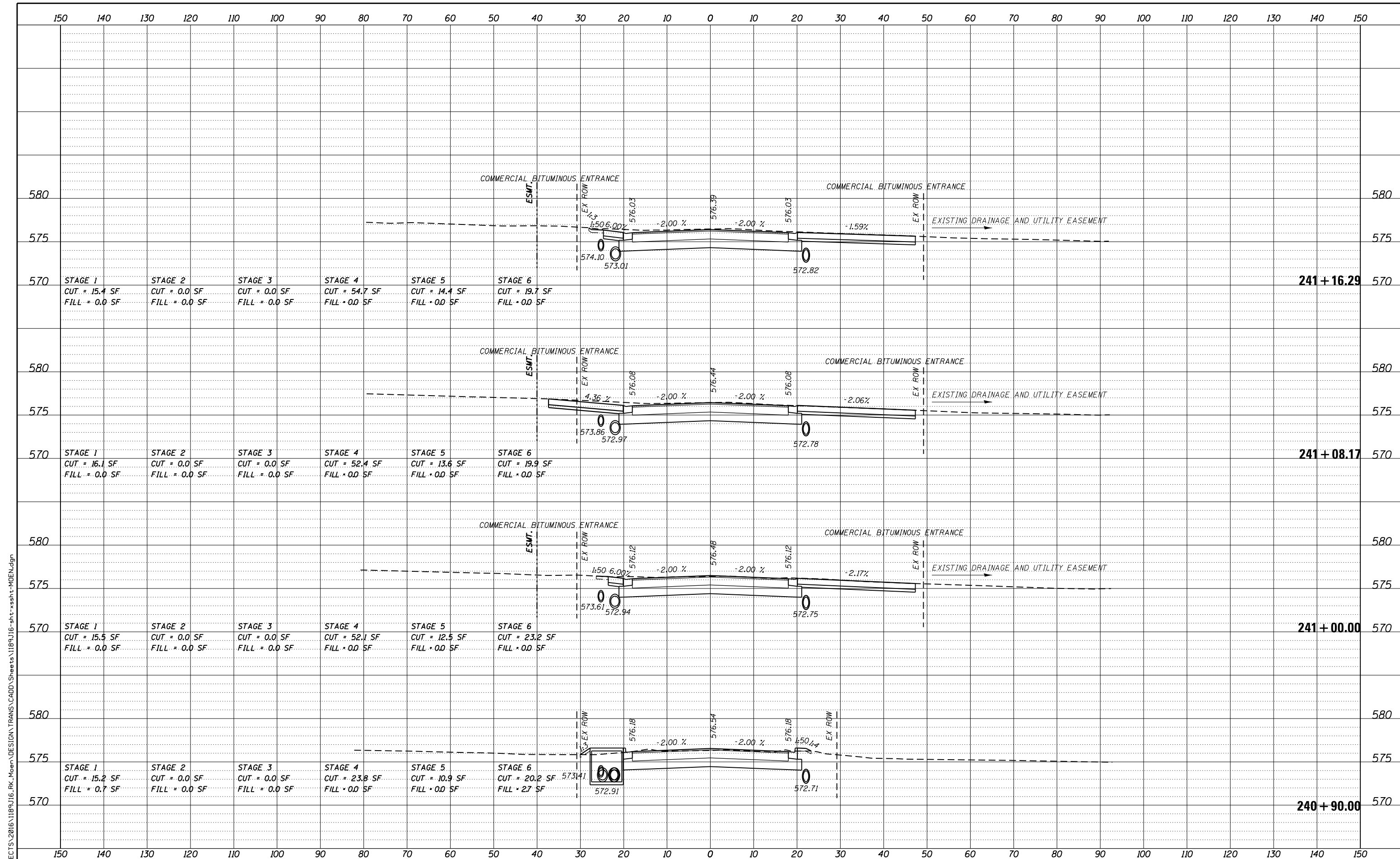
79 MOEN AVENUE
ROCKDALE, IL 60436

CROSS SECTIONS - MOEN AVENUE
SHEET 55 OF 66

STA. 239 + 50.00 TO 240 + 50.00

F.A.U. RTE.	SECTION	COUNTY	TOTAL SHEETS	SHEET NO.
3795	12-00029-00-PV	WILL	344	323
WHA*1189J16			ILLINOIS	

FILE = S:\PROJECTS\2016\1189J16-RK_Moen\DESIGN\TRANS\CADD\Sheets\1189J16-sht-xasht-MOEN.dgn



FILE = S:\PROJECTS\2016\1189J16-RK_Moen\DESIGN\TRANS\CADD\Sheets\1189J16-shr-xasht-MOEN.dgn

REVISION	DATE	BY	REMARKS

DRAWN JSH
CHECKED GFS
APPROVED GFS

STATE OF ILLINOIS
DEPARTMENT OF TRANSPORTATION



WILLET HOFMANN
& ASSOCIATES INC
ENGINEERING ARCHITECTURE LAND SURVEYING
1000 ESSINGTON ROAD, JOLETT, IL 60435
T: 815-729-2229 DESIGN FIRM: #184-000918

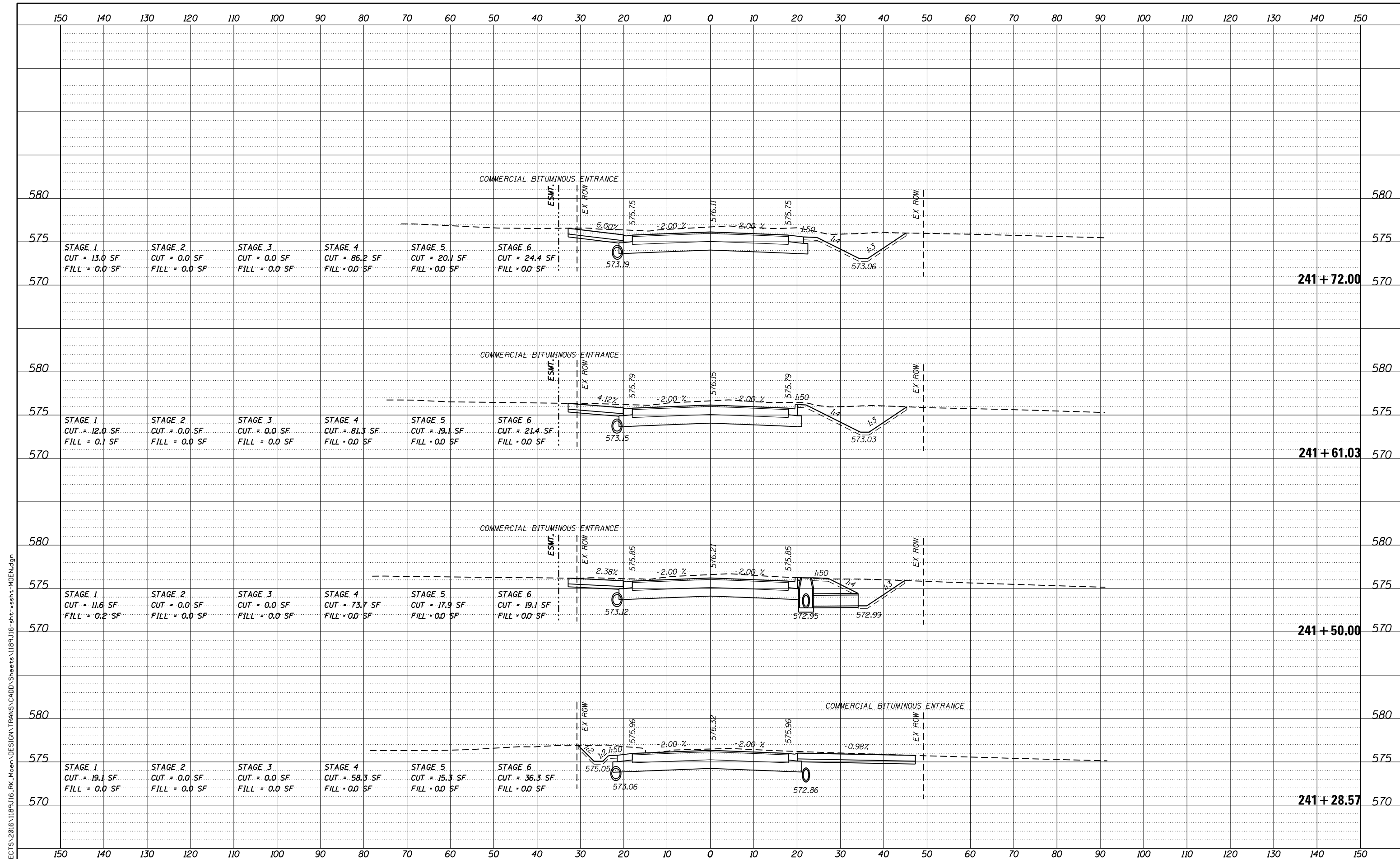


79 MOEN AVENUE
ROCKDALE, IL 60436

CROSS SECTIONS - MOEN AVENUE
SHEET 56 OF 66

STA. 240 + 90.00 TO 241 + 16.29

F.A.U. RTE.	SECTION	COUNTY	TOTAL SHEETS	SHEET NO.
3795	12-00029-00-PV	WILL	344	324
WHA*1189J16			ILLINOIS	



FILE = S:\PROJECTS\2016\1189J16-RK_Moen\DESIGN\TRANS\CADD\Sheets\1189J16-sht-xasht-MOEN.dgn

REVISION	DATE	BY	REMARKS

DRAWN	JSH
CHECKED	GFS
APPROVED	GFS

STATE OF ILLINOIS
DEPARTMENT OF TRANSPORTATION



WILLET HOFMANN
 & ASSOCIATES INC.
 ENGINEERING ARCHITECTURE LAND SURVEYING
 1000 ESSINGTON ROAD, JOLETT, IL 60435
 T: 815-729-2229 DESIGN FIRM: #184-000918

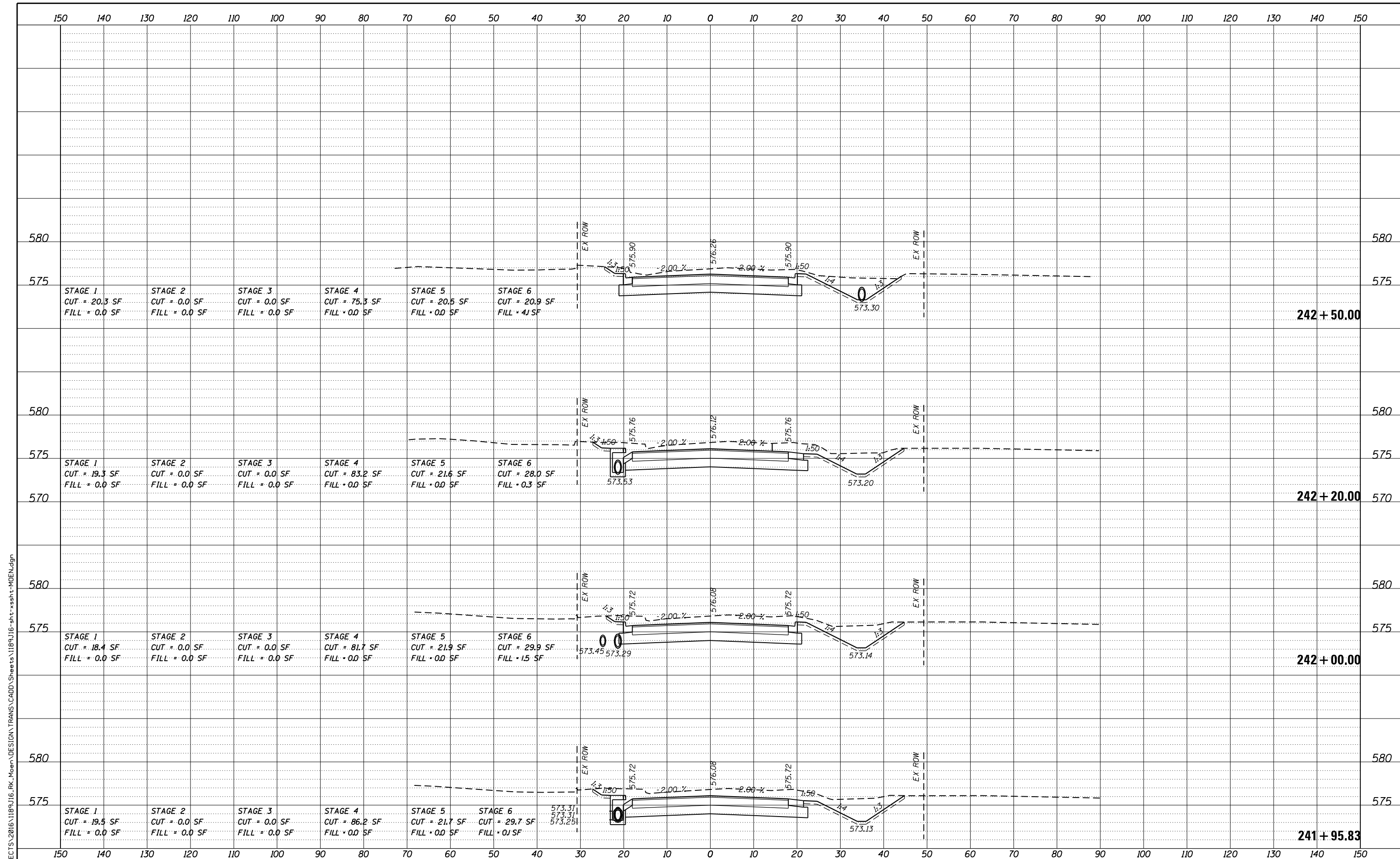


79 MOEN AVENUE
ROCKDALE, IL 60436

CROSS SECTIONS - MOEN AVENUE
SHEET 57 OF 66

STA. 241 + 28.57 TO 241 + 72.00

F.A.U. RTE.	SECTION	COUNTY	TOTAL SHEETS	SHEET NO.
3795	12-00029-00-PV	WILL	344	325
CONTRACT 61E00			WHA*1189J16 ILLINOIS	



FILE = S:\PROJECTS\2016\1189J16-RK_Moen\DESIGN\TRANS\CADD\Sheets\1189J16-sht-xasht-MOEN.dgn

REVISION	DATE	BY	REMARKS

DRAWN	JSH
CHECKED	GFS
APPROVED	GFS

**STATE OF ILLINOIS
DEPARTMENT OF TRANSPORTATION**


**WILLET HOFMANN
& ASSOCIATES INC.**
ENGINEERING ARCHITECTURE LAND SURVEYING
1000 ESSINGTON ROAD, JOLET, IL 60435
T: 815-729-2229 DESIGN FIRM: #184-000918

**79 MOEN AVENUE
ROCKDALE, IL 60436**

**CROSS SECTIONS - MOEN AVENUE
SHEET 58 OF 66**

STA. 241 + 95.83 TO 242 + 50.00

F.A.U. RTE.	SECTION	COUNTY	TOTAL SHEETS	SHEET NO.
3795	12-00029-00-PV	WILL	344	326
CONTRACT 61E00				
WHA*1189J16		ILLINOIS		



FILE = S:\PROJECTS\2016\1189J16-RK_Moen\DESIGN\TRANS\CADD\Sheets\1189J16-sht-xasht-MOEN.dgn

REVISION	DATE	BY	REMARKS

DRAWN JSH
 CHECKED GFS
 APPROVED GFS

STATE OF ILLINOIS
DEPARTMENT OF TRANSPORTATION

WILLETT HOFMANN & ASSOCIATES INC.
 ENGINEERING ARCHITECTURE LAND SURVEYING
 1000 ESSINGTON ROAD, JOLET, IL 60435
 T: 815-729-2229 DESIGN FIRM: #184-000918


ROCKDALE
 79 MOEN AVENUE
 ROCKDALE, IL 60436

CROSS SECTIONS - MOEN AVENUE
SHEET 59 OF 66
 STA. 242 + 66.51 TO 243 + 12.43

F.A.U. RTE.	SECTION	COUNTY	TOTAL SHEETS	SHEET NO.
3795	12-00029-00-PV	WILL	344	327

CONTRACT 61E00

WHA*1189J16 ILLINOIS



FILE = S:\PROJECTS\2016\1189J16-RK_Moen\DESIGN\TRANS\CADD\Sheets\1189J16-sht-xasht-MOEN.dgn

REVISION	DATE	BY	REMARKS

DRAWN JSH
 CHECKED GFS
 APPROVED GFS

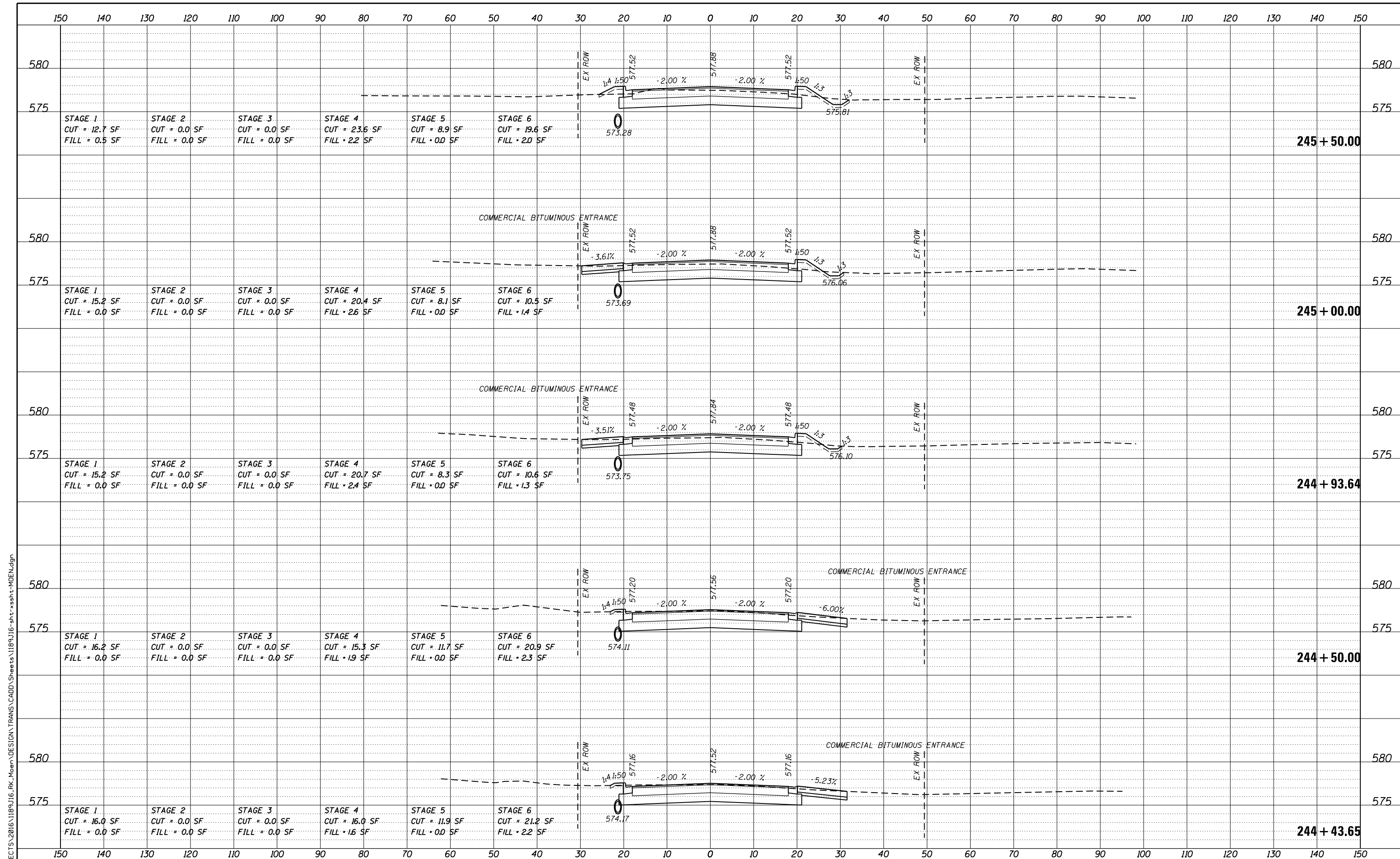
STATE OF ILLINOIS
 DEPARTMENT OF TRANSPORTATION

WILLET HOFMANN
 & ASSOCIATES INC
 ENGINEERING ARCHITECTURE LAND SURVEYING
 1000 ESSINGTON ROAD, JOLET, IL 60435
 T: 815-729-2229 DESIGN FIRM: #184-000918

ROCKDALE
 79 MOEN AVENUE
 ROCKDALE, IL 60436

CROSS SECTIONS - MOEN AVENUE
 SHEET 60 OF 66
 STA. 243 + 25.00 TO 244 + 00.00

F.A.U. RTE. 3795	SECTION 12-00029-00-PV	COUNTY WILL	TOTAL SHEETS 344	SHEET NO. 328
CONTRACT 61E00			WHA*1189J16 ILLINOIS	



FILE = S:\PROJECTS\2016\1189J16-RK_Moen\DESIGN\TRANS\CADD\Sheets\1189J16-sht-xasht-MOEN.dgn

REVISION	DATE	BY	REMARKS

DRAWN JSH
 CHECKED GFS
 APPROVED GFS

STATE OF ILLINOIS
 DEPARTMENT OF TRANSPORTATION

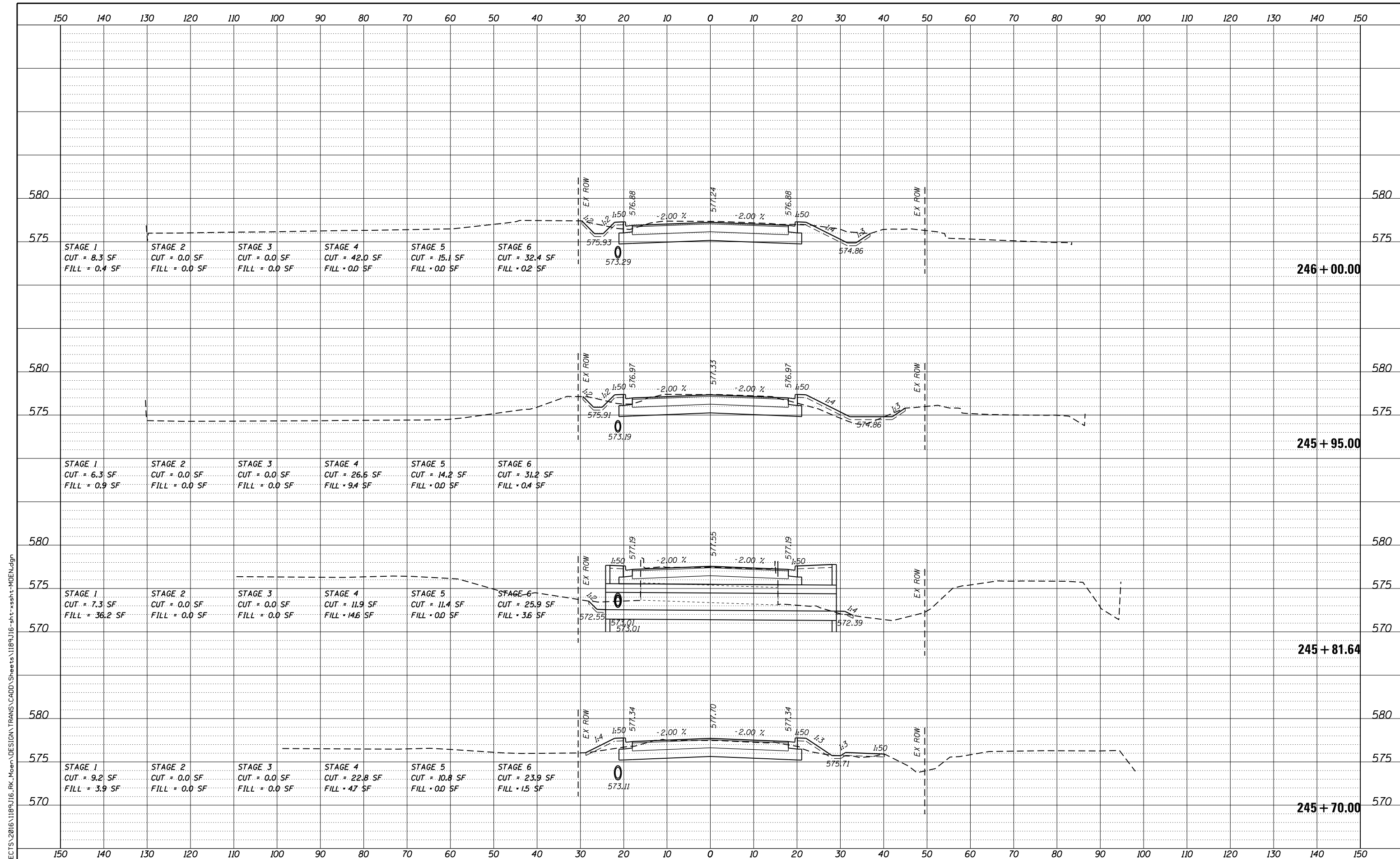
WILLET HOFMANN & ASSOCIATES INC
 ENGINEERING ARCHITECTURE LAND SURVEYING
 1000 ESSINGTON ROAD, JOLET, IL 60435
 T: 815-729-2229 DESIGN FIRM: #184-000918

ROCKDALE
 79 MOEN AVENUE
 ROCKDALE, IL 60436

CROSS SECTIONS - MOEN AVENUE
SHEET 61 OF 66
 STA. 244 + 43.65 TO 245 + 50.00

F.A.U. RTE.	SECTION	COUNTY	TOTAL SHEETS	SHEET NO.
3795	12-00029-00-PV	WILL	344	329

CONTRACT 61E00
 WHA*1189J16 ILLINOIS



FILE = S:\PROJECTS\2016\1189J16-RK_Moen\DESIGN\TRANS\CADD\Sheets\1189J16-sht-xasht-MOEN.dgn

REVISION	DATE	BY	REMARKS

DRAWN	JSH
CHECKED	GFS
APPROVED	GFS

STATE OF ILLINOIS
DEPARTMENT OF TRANSPORTATION



WILLET HOFMANN
& ASSOCIATES INC
ENGINEERING ARCHITECTURE LAND SURVEYING
1000 ESSINGTON ROAD, JOLET, IL 60435
T: 815-729-2229 DESIGN FIRM: #184-000918

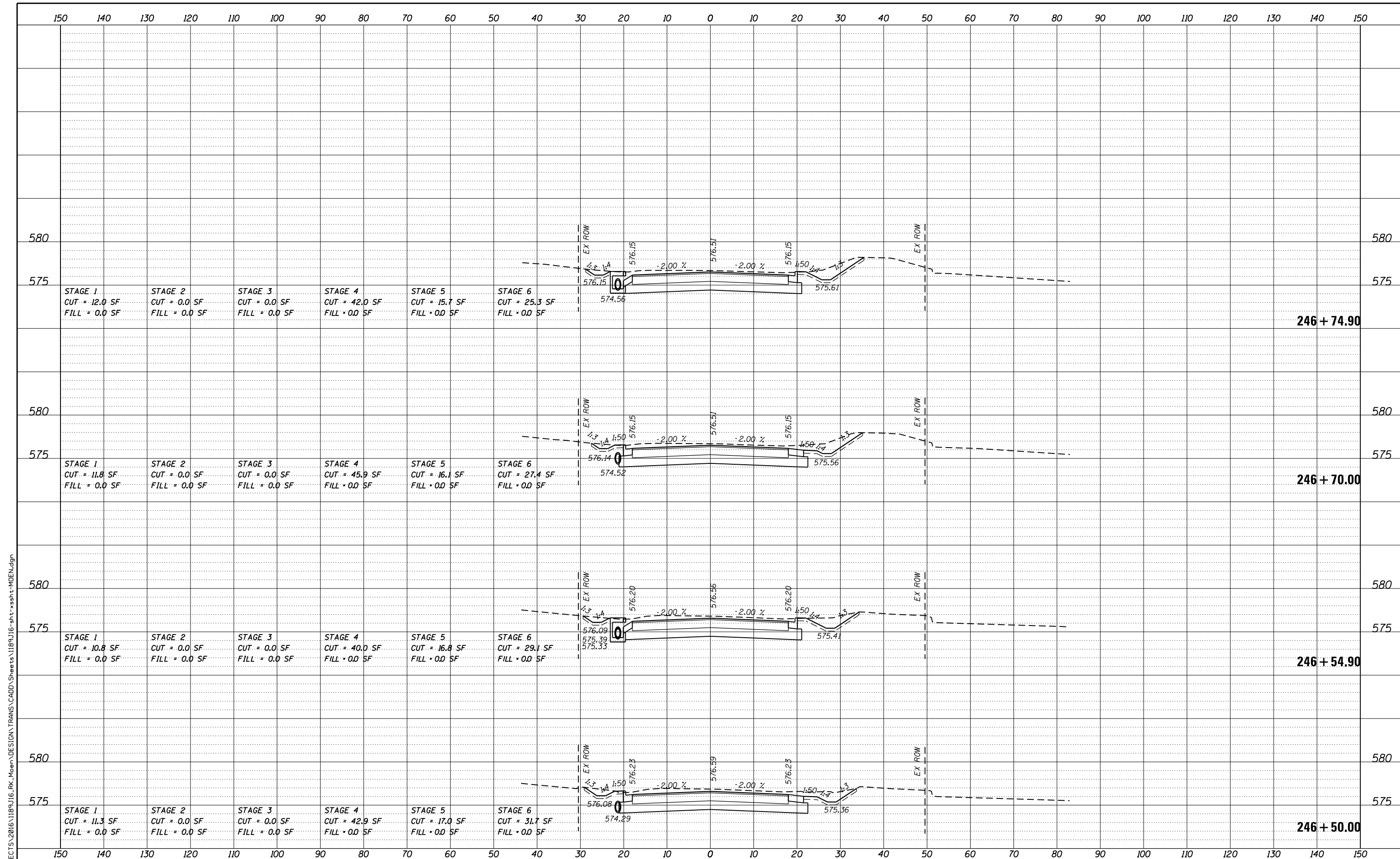


79 MOEN AVENUE
ROCKDALE, IL 60436

CROSS SECTIONS - MOEN AVENUE
SHEET 62 OF 66

STA. 245 + 70.00 TO 246 + 00.00

F.A.U. RTE.	SECTION	COUNTY	TOTAL SHEETS	SHEET NO.
3795	12-00029-00-PV	WILL	344	330
CONTRACT 61E00			WHA*1189J16 ILLINOIS	



150 140 130 120 110 100 90 80 70 60 50 40 30 20 10 0 10 20 30 40 50 60 70 80 90 100 110 120 130 140 150

STATION	STAGE 1	STAGE 2	STAGE 3	STAGE 4	STAGE 5	STAGE 6	EX ROW
246 + 74.90	CUT = 12.0 SF FILL = 0.0 SF	CUT = 0.0 SF FILL = 0.0 SF	CUT = 0.0 SF FILL = 0.0 SF	CUT = 42.0 SF FILL = 0.0 SF	CUT = 15.7 SF FILL = 0.0 SF	CUT = 25.3 SF FILL = 0.0 SF	576.15, 574.56, 576.15, 576.51, 576.15, 575.61
246 + 70.00	CUT = 11.8 SF FILL = 0.0 SF	CUT = 0.0 SF FILL = 0.0 SF	CUT = 0.0 SF FILL = 0.0 SF	CUT = 45.9 SF FILL = 0.0 SF	CUT = 16.1 SF FILL = 0.0 SF	CUT = 27.4 SF FILL = 0.0 SF	576.14, 574.52, 576.15, 576.51, 576.15, 575.56
246 + 54.90	CUT = 10.8 SF FILL = 0.0 SF	CUT = 0.0 SF FILL = 0.0 SF	CUT = 0.0 SF FILL = 0.0 SF	CUT = 40.0 SF FILL = 0.0 SF	CUT = 16.8 SF FILL = 0.0 SF	CUT = 29.1 SF FILL = 0.0 SF	576.09, 575.39, 575.33, 576.20, 576.56, 576.20, 575.41
246 + 50.00	CUT = 11.3 SF FILL = 0.0 SF	CUT = 0.0 SF FILL = 0.0 SF	CUT = 0.0 SF FILL = 0.0 SF	CUT = 42.9 SF FILL = 0.0 SF	CUT = 17.0 SF FILL = 0.0 SF	CUT = 31.7 SF FILL = 0.0 SF	576.08, 574.29, 576.23, 576.59, 576.23, 575.36

REVISION	DATE	BY	REMARKS

DRAWN JSH
 CHECKED GFS
 APPROVED GFS

STATE OF ILLINOIS
 DEPARTMENT OF TRANSPORTATION

WILLET HOFMANN & ASSOCIATES INC.
 ENGINEERING ARCHITECTURE LAND SURVEYING
 1000 ESSINGTON ROAD, JOLIET, IL 60435
 T: 815-729-2229 DESIGN FIRM: #184-000918


ROCKDALE
 79 MOEN AVENUE
 ROCKDALE, IL 60436

CROSS SECTIONS - MOEN AVENUE
SHEET 63 OF 66
 STA. 246 + 50.00 TO 246 + 74.90

F.A.U. RTE.	SECTION	COUNTY	TOTAL SHEETS	SHEET NO.
3795	12-00029-00-PV	WILL	344	331

CONTRACT 61E00
 WHA*1189J16 ILLINOIS

FILE = S:\PROJECTS\2016\1189J16-RK_Moen\DESIGN\TRANS\CADD\Sheets\1189J16-shr-xasht-MOEN.dgn



FILE = S:\PROJECTS\2016\1189J16-RK_Moen\DESIGN\TRANS\CADD\Sheets\1189J16-sht-xasht-MOEN.dgn

REVISION	DATE	BY	REMARKS

DRAWN	JSH
CHECKED	GFS
APPROVED	GFS

STATE OF ILLINOIS
DEPARTMENT OF TRANSPORTATION



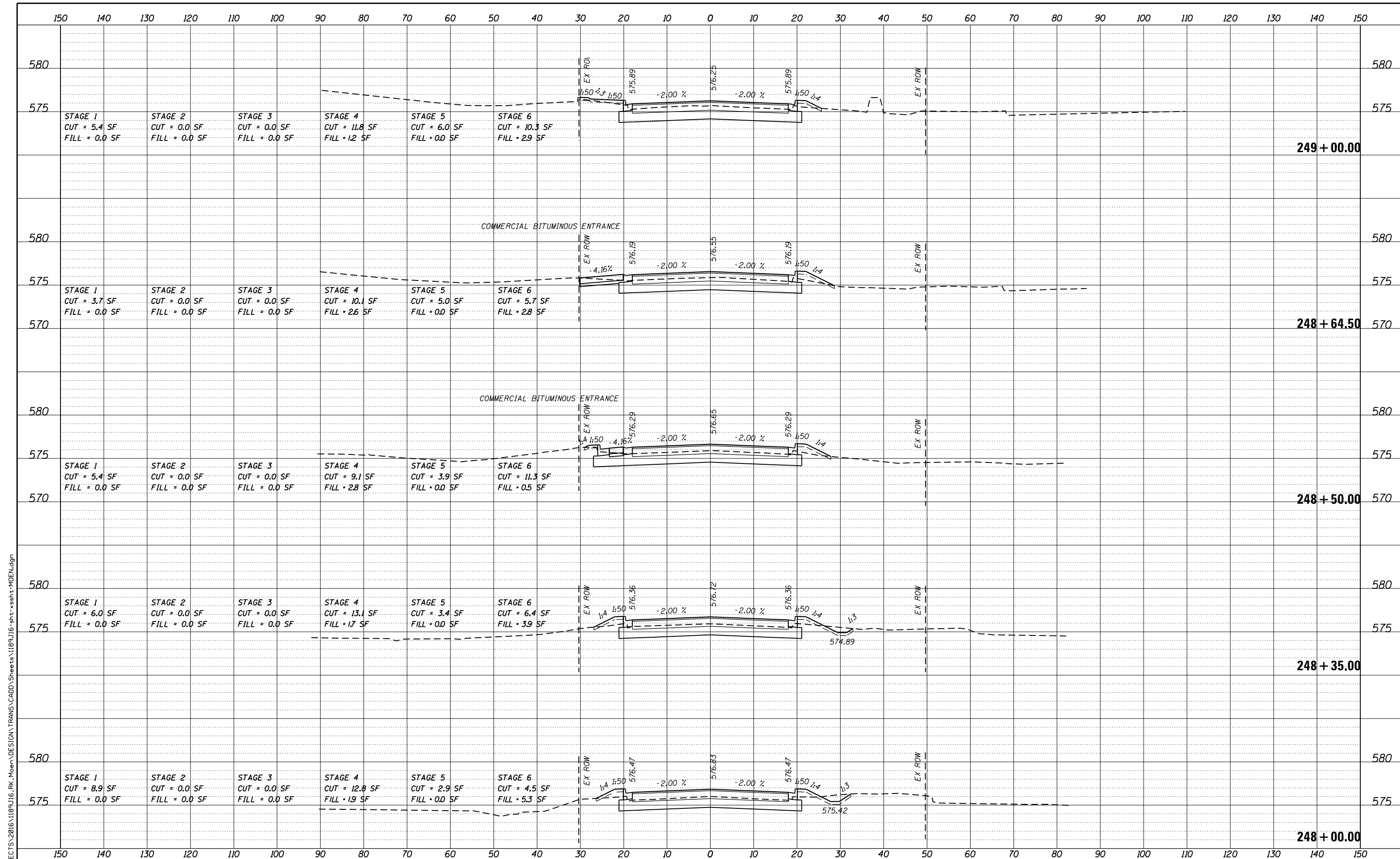
WILLET HOFMANN
 & ASSOCIATES INC
 ENGINEERING ARCHITECTURE LAND SURVEYING
 1000 ESSINGTON ROAD, JOLET, IL 60435
 T: 815-729-2229 DESIGN FIRM: #184-000918



79 MOEN AVENUE
ROCKDALE, IL 60436

CROSS SECTIONS - MOEN AVENUE
SHEET 64 OF 66
STA. 247+00.00 TO 247+69.36

F.A.U. RTE.	SECTION	COUNTY	TOTAL SHEETS	SHEET NO.
3795	12-00029-00-PV	WILL	344	332
CONTRACT 61E00			WHA*1189J16 ILLINOIS	



FILE = S:\PROJECTS\2016\1189J16-RK_Moen\DESIGN\TRANS\CADD\Sheets\1189J16-sht-xasht-MOEN.dgn

REVISION	DATE	BY	REMARKS

DRAWN JSH
 CHECKED GFS
 APPROVED GFS

STATE OF ILLINOIS
 DEPARTMENT OF TRANSPORTATION

WILLET HOFMANN & ASSOCIATES INC
 ENGINEERING ARCHITECTURE LAND SURVEYING
 1000 ESSINGTON ROAD, JOLET, IL 60435
 T: 815-729-2229 DESIGN FIRM: #184-000918

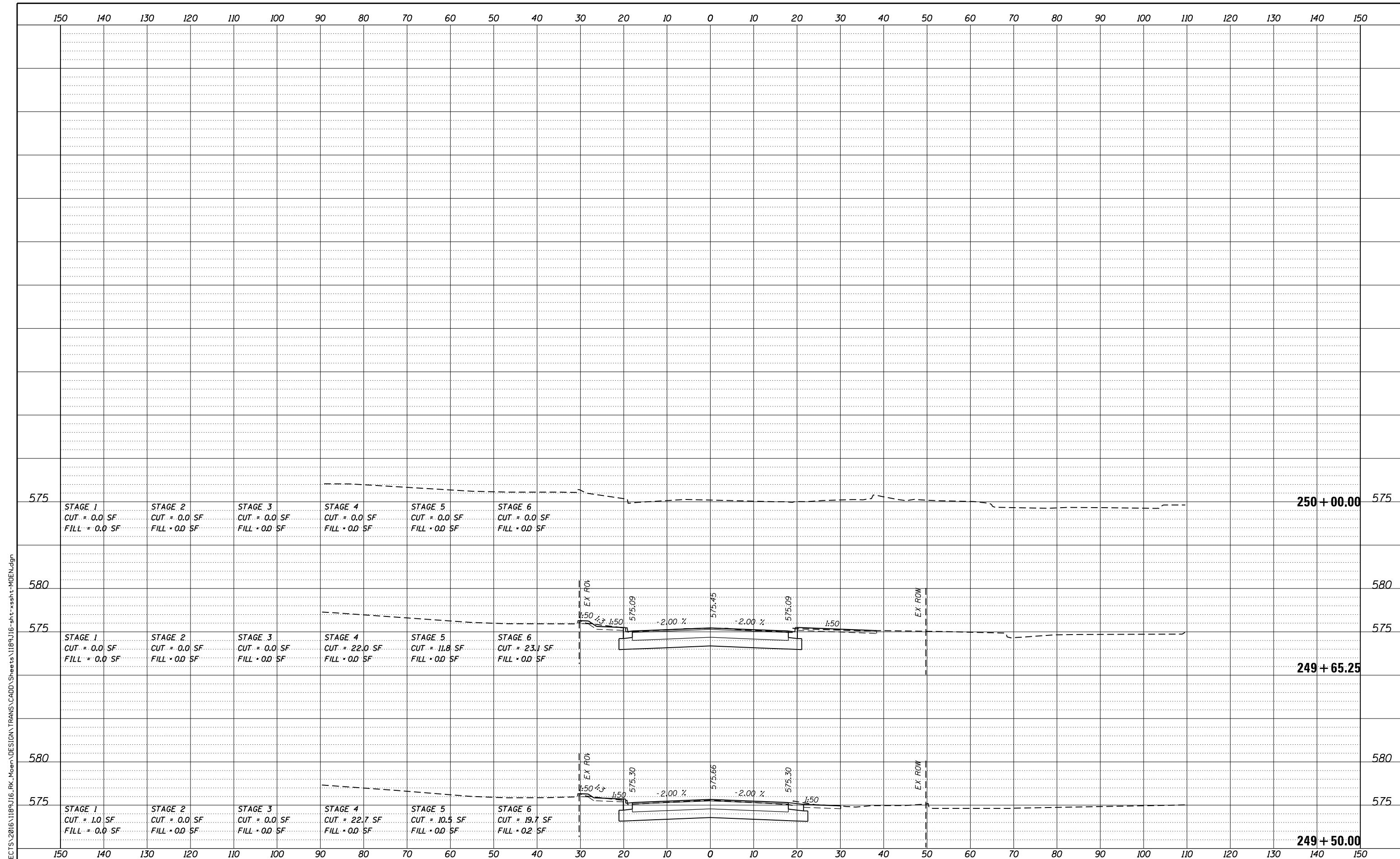
ROCKDALE
 79 MOEN AVENUE
 ROCKDALE, IL 60436

CROSS SECTIONS - MOEN AVENUE
SHEET 65 OF 66
 STA. 248 + 00.00 TO 249 + 00.00

F.A.U. RTE.	SECTION	COUNTY	TOTAL SHEETS	SHEET NO.
3795	12-00029-00-PV	WILL	344	333

CONTRACT 61E00

WHA*1189J16 ILLINOIS



FILE = S:\PROJECTS\2016\1189J16-RK_Moen\DESIGN\TRANS\CADD\Sheets\1189J16-sht-xasht-MOEN.dgn

REVISION	DATE	BY	REMARKS

DRAWN JSH
CHECKED GFS
APPROVED GFS

STATE OF ILLINOIS
DEPARTMENT OF TRANSPORTATION



WILLETT HOFMANN
& ASSOCIATES INC
ENGINEERING ARCHITECTURE LAND SURVEYING
1000 ESSINGTON ROAD, JOLETT, IL 60435
T: 815-729-2229 DESIGN FIRM: #184-000918

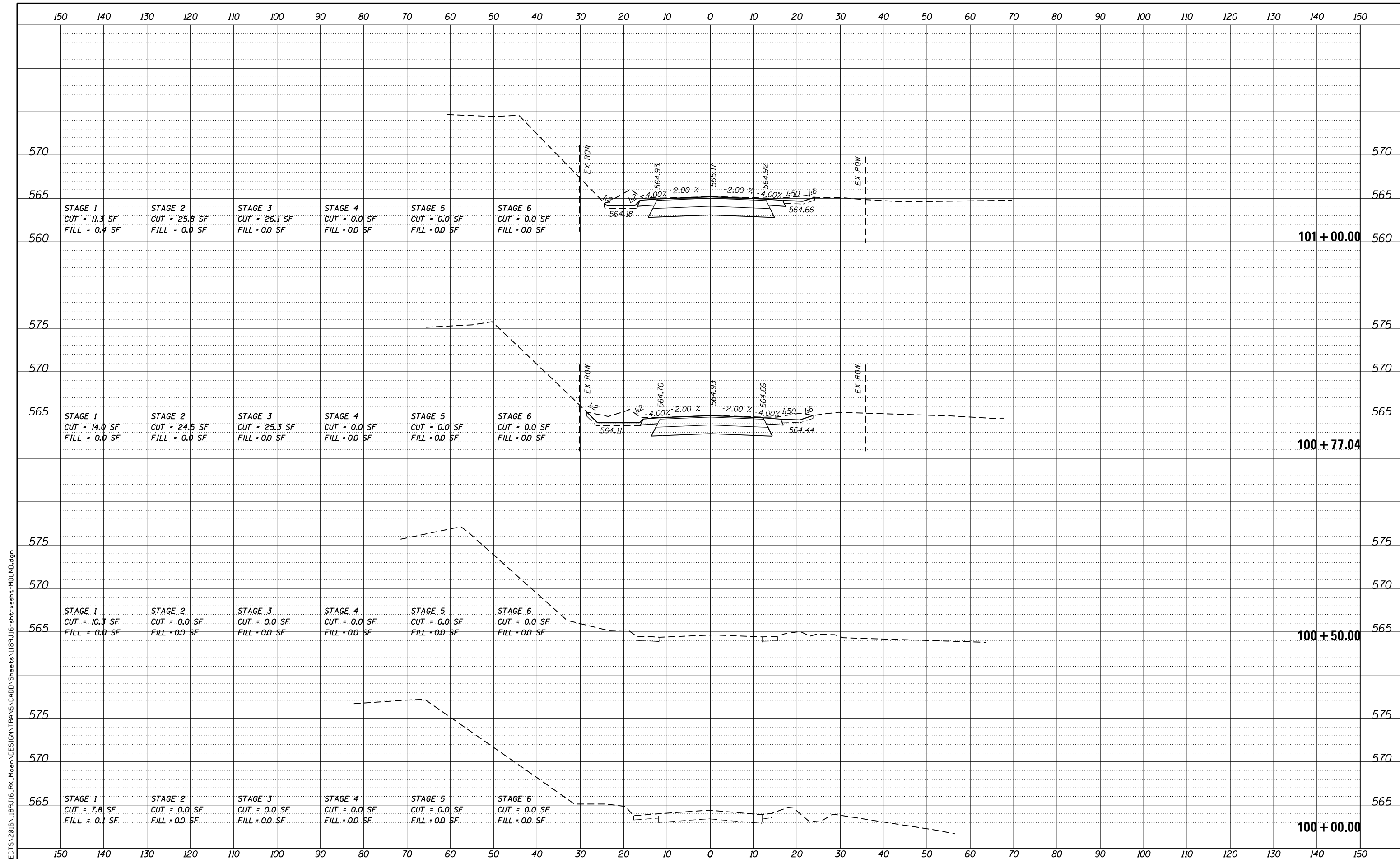


79 MOEN AVENUE
ROCKDALE, IL 60436

CROSS SECTIONS - MOEN AVENUE
SHEET 66 OF 66

STA. 249 + 50.00 TO 250 + 00.00

F.A.U. RTE.	SECTION	COUNTY	TOTAL SHEETS	SHEET NO.
3795	12-00029-00-PV	WILL	344	334
WHA*1189J16			ILLINOIS	
			CONTRACT 61E00	



FILE = S:\PROJECTS\2016\1189J16-RK_Moen\DESIGN\TRANS\CADD\Sheets\1189J16-sht-xasht-MOUND.dgn

REVISION	DATE	BY	REMARKS

DRAWN JSH
 CHECKED GFS
 APPROVED GFS

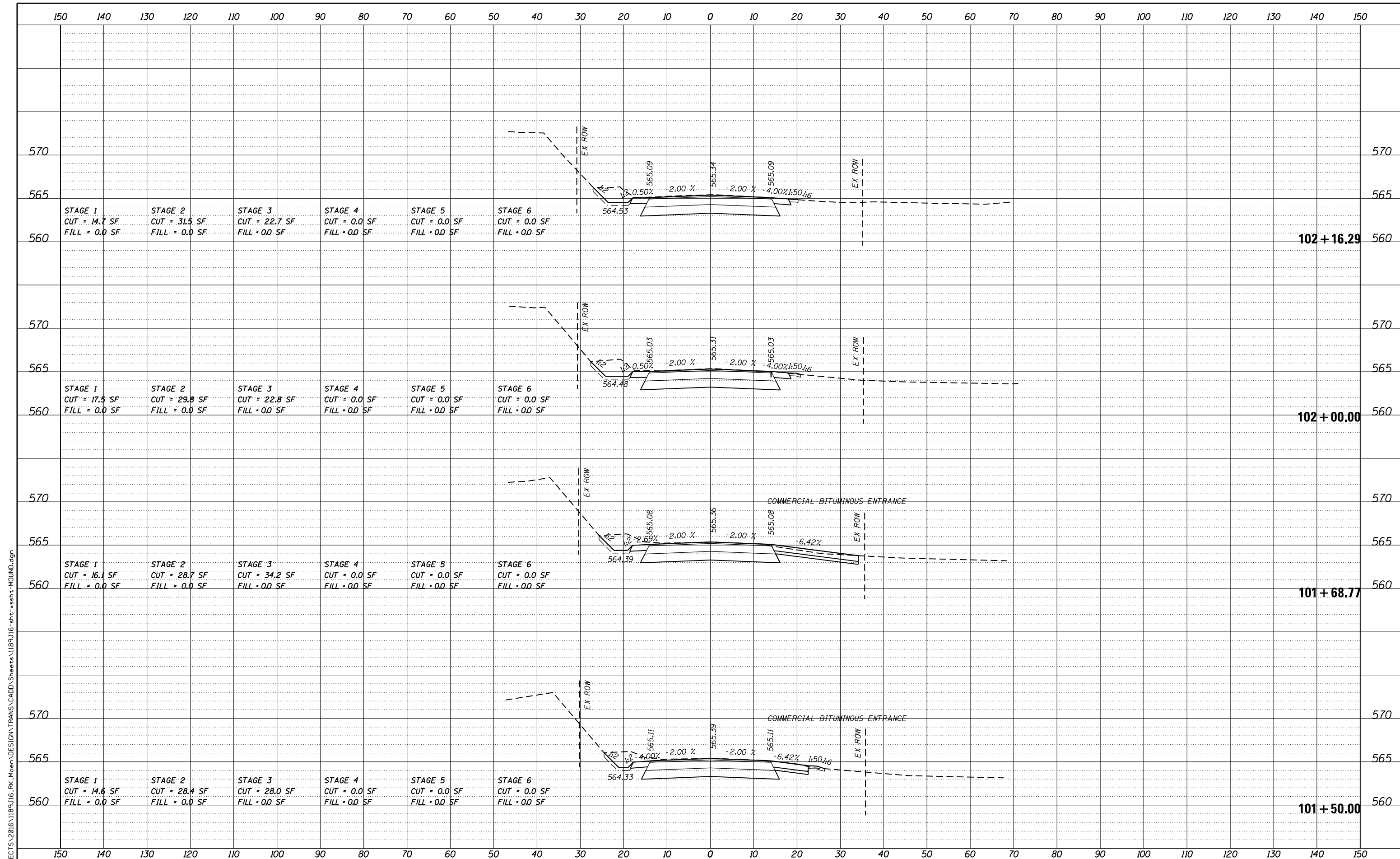
STATE OF ILLINOIS
DEPARTMENT OF TRANSPORTATION

WILLETT HOFMANN & ASSOCIATES INC.
 ENGINEERING ARCHITECTURE LAND SURVEYING
 1000 ESSINGTON ROAD, JOLET, IL 60435
 T: 815-729-2229 DESIGN FIRM: #184-000918

ROCKDALE
 79 MOEN AVENUE
 ROCKDALE, IL 60436

CROSS SECTIONS - MOUND ROAD
SHEET 1 OF 10
 STA. 100+00.00 TO 101+00.00

RTE.	SECTION	COUNTY	TOTAL SHEETS	SHEET NO.
	12-00029-00-PV	WILL	344	335
CONTRACT 61E00				
WHA*1189J16		ILLINOIS		



FILE = S:\PROJECTS\2016\1189J16-RK_Moen\DESIGN\TRANS\CADD\Sheets\1189J16-sht-xasht-MOUND.dgn

REVISION	DATE	BY	REMARKS

DRAWN	JSH
CHECKED	GFS
APPROVED	GFS

**STATE OF ILLINOIS
DEPARTMENT OF TRANSPORTATION**

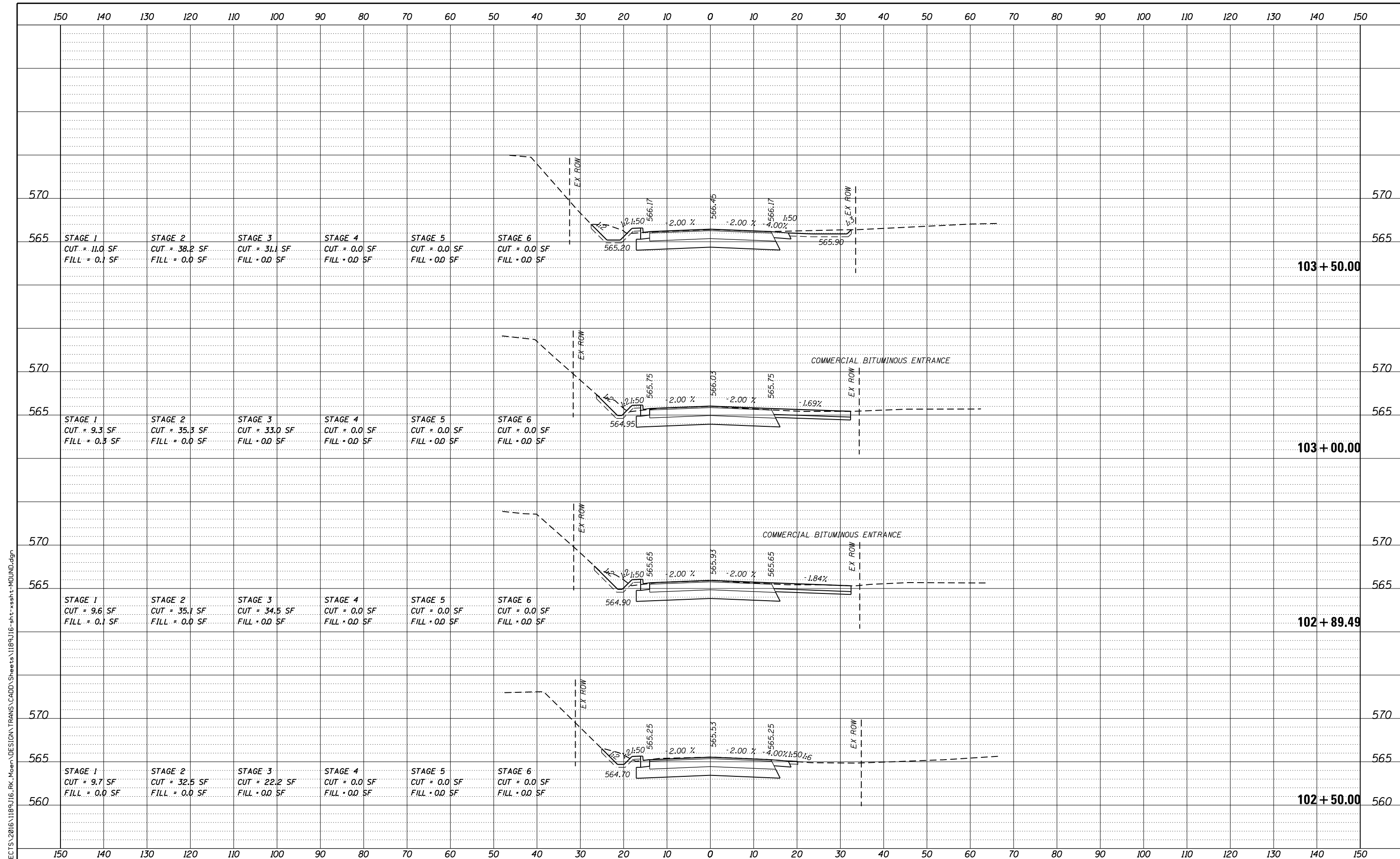
WILLETT HOFMANN & ASSOCIATES INC.
ENGINEERING ARCHITECTURE LAND SURVEYING
1000 ESSINGTON ROAD, JOLET, IL 60435
T: 815-729-2229 DESIGN FIRM: #184-000918

ROCKDALE ENGINEERING GROUP
79 MOEN AVENUE
ROCKDALE, IL 60436

**CROSS SECTIONS - MOUND ROAD
SHEET 2 OF 10**

STA. 101 + 50.00 TO 102 + 16.87

RTE.	SECTION	COUNTY	TOTAL SHEETS	SHEET NO.
	12-00029-00-PV	WILL	344	336
WHA*1189J16 ILLINOIS			CONTRACT 61E00	



FILE = S:\PROJECTS\2016\1189J16-RK-Moen\DESIGN\TRANS\CADD\Sheets\1189J16-sht-xasht-MOUND.dgn

REVISION	DATE	BY	REMARKS

DRAWN	JSH
CHECKED	GFS
APPROVED	GFS

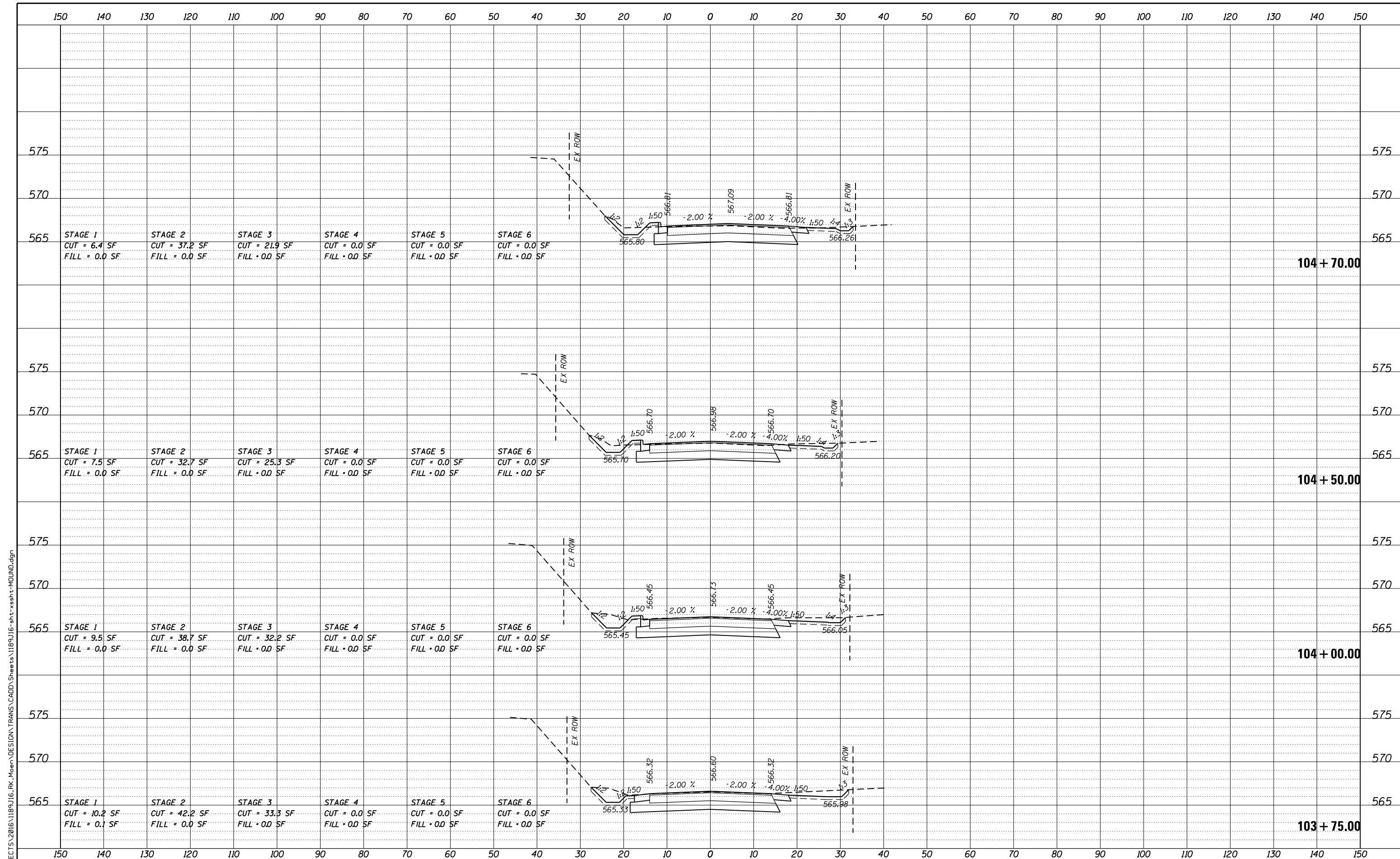
STATE OF ILLINOIS
DEPARTMENT OF TRANSPORTATION

WILLETT HOFMANN & ASSOCIATES INC.
 ENGINEERING ARCHITECTURE LAND SURVEYING
 1000 ESSINGTON ROAD, JOLET, IL 60435
 T: 815-729-2229 DESIGN FIRM: #184-000918

ROCKDALE
 79 MOEN AVENUE
 ROCKDALE, IL 60436

CROSS SECTIONS - MOUND ROAD
SHEET 3 OF 10
STA. 102 + 50.00 TO 103 + 50.00

RTE.	SECTION	COUNTY	TOTAL SHEETS	SHEET NO.
	12-00029-00-PV	WILL	344	337
WHA*1189J16			ILLINOIS	
CONTRACT 61E00				



FILE = S:\PROJECTS\2016\1189J16-RK_Moen\DESIGN\TRANS\CADD\Sheets\1189J16-sht-xasht-MOUND.dgn

REVISION	DATE	BY	REMARKS

DRAWN JSH
 CHECKED GFS
 APPROVED GFS

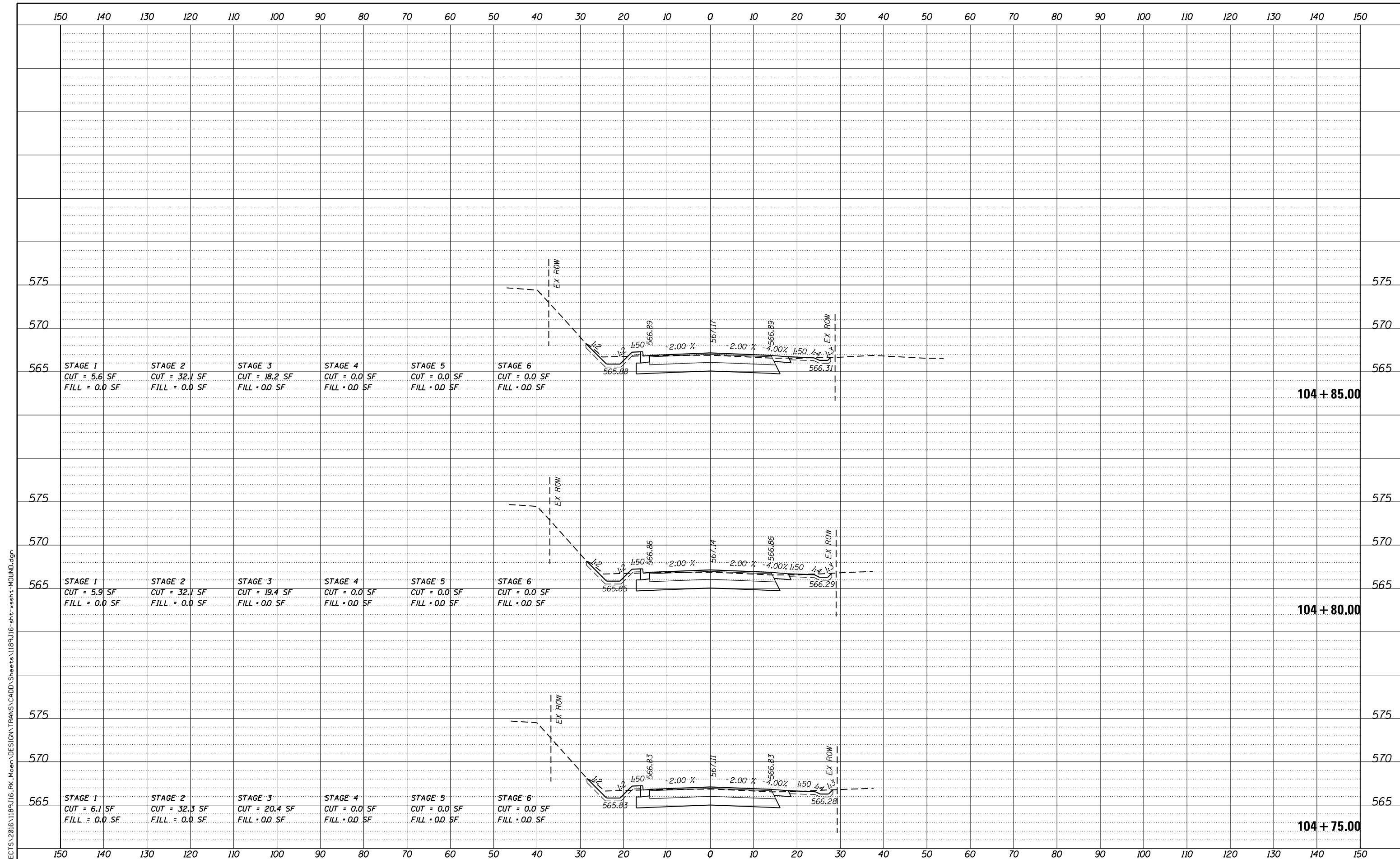
STATE OF ILLINOIS
 DEPARTMENT OF TRANSPORTATION

WILLET HOFMANN & ASSOCIATES INC
 ENGINEERING ARCHITECTURE LAND SURVEYING
 1000 ESSINGTON ROAD, JOLET, IL 60435
 T: 815-729-2229 DESIGN FIRM: #184-000918

ROCKDALE
 79 MOEN AVENUE
 ROCKDALE, IL 60436

CROSS SECTIONS - MOUND ROAD
SHEET 4 OF 10
 STA. 103 + 75.00 TO 104 + 70.00

RTE.	SECTION	COUNTY	TOTAL SHEETS	SHEET NO.
	12-00029-00-PV	WILL	344	338
CONTRACT 61E00				
WHA*1189J16		ILLINOIS		



FILE = S:\PROJECTS\2016\1189J16-RK_Moen\DESIGN\TRANS\CADD\Sheets\1189J16-sht-xasht-MOUND.dgn

REVISION	DATE	BY	REMARKS

DRAWN	JSH
CHECKED	GFS
APPROVED	GFS

STATE OF ILLINOIS
DEPARTMENT OF TRANSPORTATION



WILLET HOFMANN & ASSOCIATES INC.
ENGINEERING ARCHITECTURE LAND SURVEYING
1000 ESSINGTON ROAD, JOLET, IL 60435
T: 815-729-2229 DESIGN FIRM: #184-000918

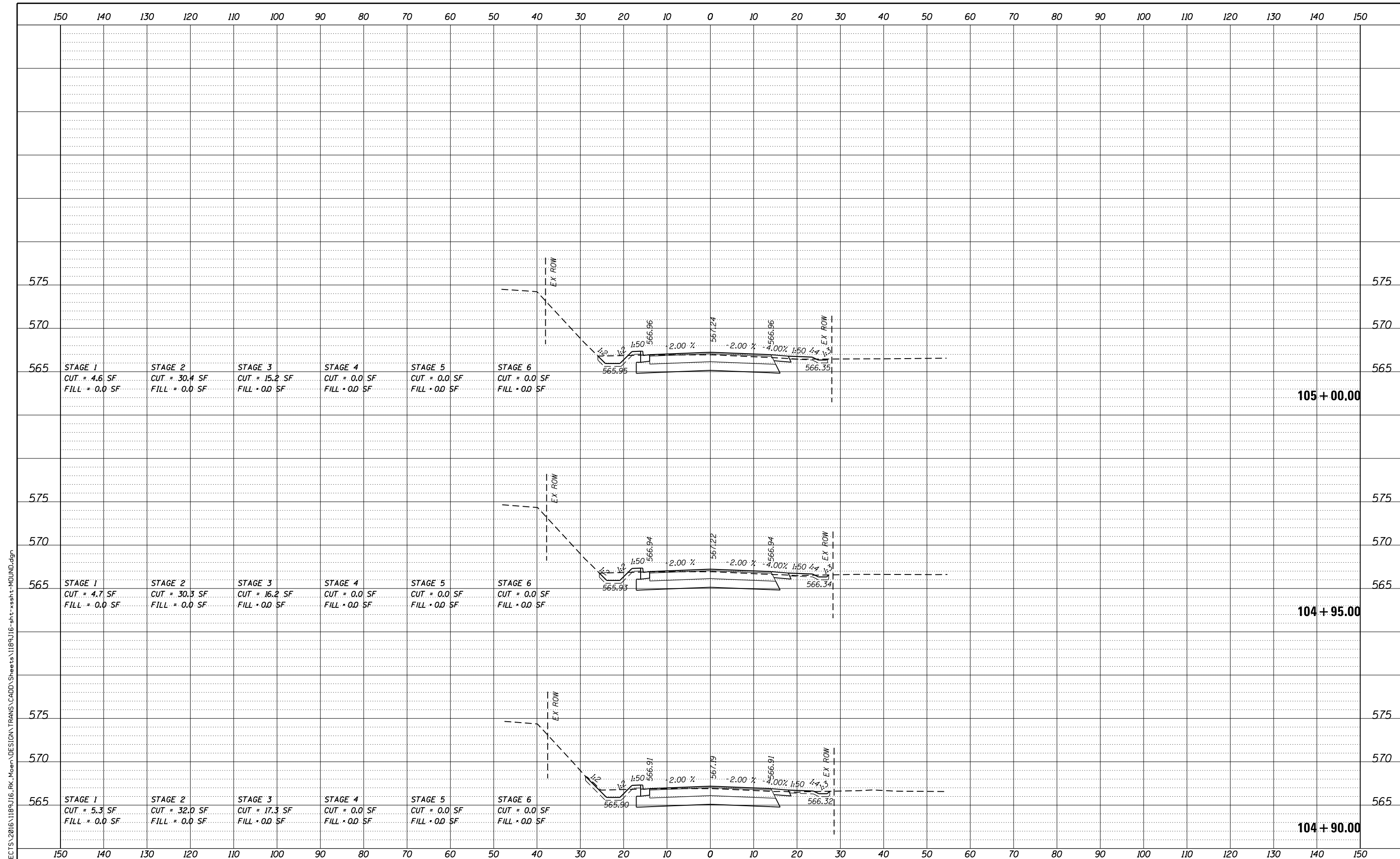


79 MOEN AVENUE
ROCKDALE, IL 60436

CROSS SECTIONS - MOUND ROAD
SHEET 5 OF 10

STA. 104 + 75.00 TO 104 + 85.00

RTE.	SECTION	COUNTY	TOTAL SHEETS	SHEET NO.
	12-00029-00-PV	WILL	344	339
WHA*1189J16			CONTRACT 61E00	
ILLINOIS				



FILE = S:\PROJECTS\2016\1189J16-RK_Moen\DESIGN\TRANS\CADD\Sheets\1189J16-sht-xasht-MOUND.dgn

REVISION	DATE	BY	REMARKS

DRAWN	JSH
CHECKED	GFS
APPROVED	GFS

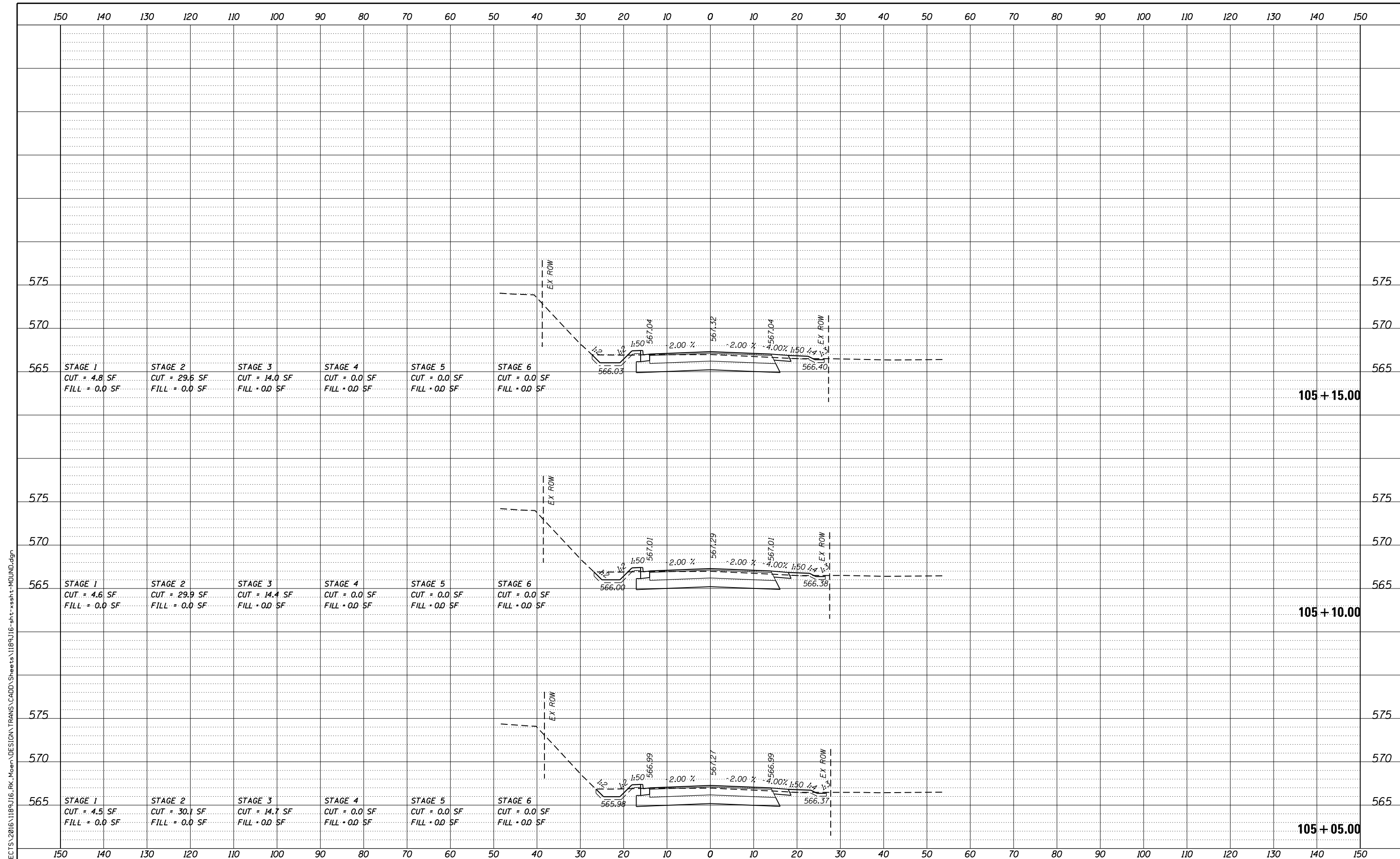
STATE OF ILLINOIS
DEPARTMENT OF TRANSPORTATION

WILLET HOFMANN & ASSOCIATES INC
ENGINEERING ARCHITECTURE LAND SURVEYING
1000 ESSINGTON ROAD, JOLET, IL 60435
T: 815-729-2229 DESIGN FIRM: #184-000918

ROCKDALE
79 MOEN AVENUE
ROCKDALE, IL 60436

CROSS SECTIONS - MOUND ROAD
SHEET 6 OF 10
STA. 104 + 90.00 TO 105 + 00.00

RTE.	SECTION	COUNTY	TOTAL SHEETS	SHEET NO.
	12-00029-00-PV	WILL	344	340
WHA*1189J16 ILLINOIS			CONTRACT 61E00	



FILE = S:\PROJECTS\2016\1189J16.RK.Moen\DESIGN\TRANS\CADD\Sheets\1189J16-sht-xasht-MOUND.dgn

REVISION	DATE	BY	REMARKS

DRAWN	JSH
CHECKED	GFS
APPROVED	GFS

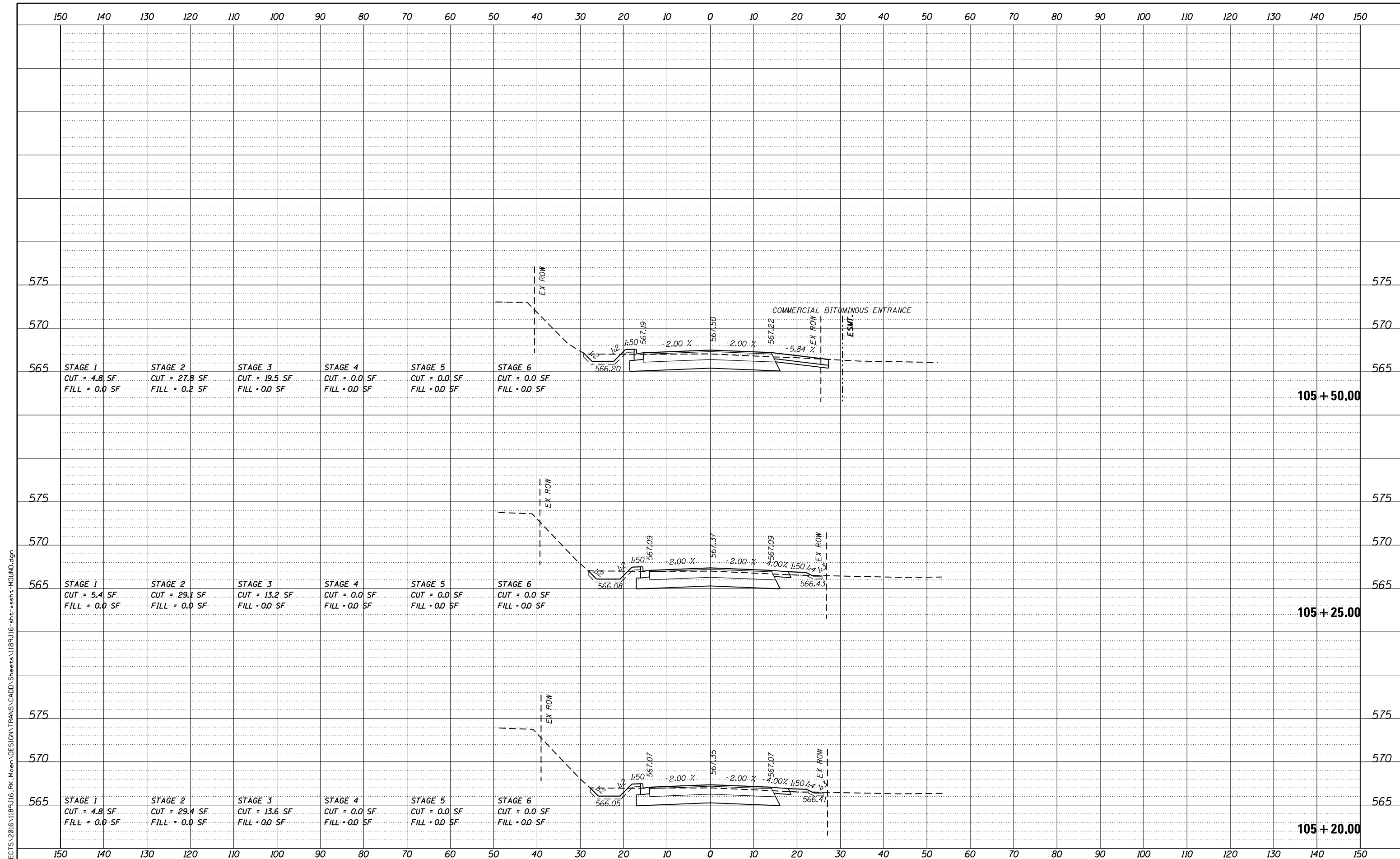
STATE OF ILLINOIS
DEPARTMENT OF TRANSPORTATION

WILLET HOFMANN & ASSOCIATES INC.
 ENGINEERING ARCHITECTURE LAND SURVEYING
 1000 ESSINGTON ROAD, JOLET, IL 60435
 T: 815-729-2229 DESIGN FIRM: #184-000918

ROCKDALE
 79 MOEN AVENUE
 ROCKDALE, IL 60436

CROSS SECTIONS - MOUND ROAD
SHEET 7 OF 10
STA. 105 + 05.00 TO 105 + 15.00

RTE.	SECTION	COUNTY	TOTAL SHEETS	SHEET NO.
	12-00029-00-PV	WILL	344	341
WHA*1189J16			CONTRACT 61E00	
ILLINOIS				



FILE = S:\PROJECTS\2016\1189J16-RK_Moen\DESIGN\TRANS\CADD\Sheets\1189J16-sht-xasht-MOUND.dgn

REVISION	DATE	BY	REMARKS

DRAWN	JSH
CHECKED	GFS
APPROVED	GFS

STATE OF ILLINOIS
DEPARTMENT OF TRANSPORTATION



WILLETT HOFMANN & ASSOCIATES INC.
ENGINEERING ARCHITECTURE LAND SURVEYING
1000 ESSINGTON ROAD, JOLET, IL 60435
T: 815-729-2229 DESIGN FIRM: #184-000918

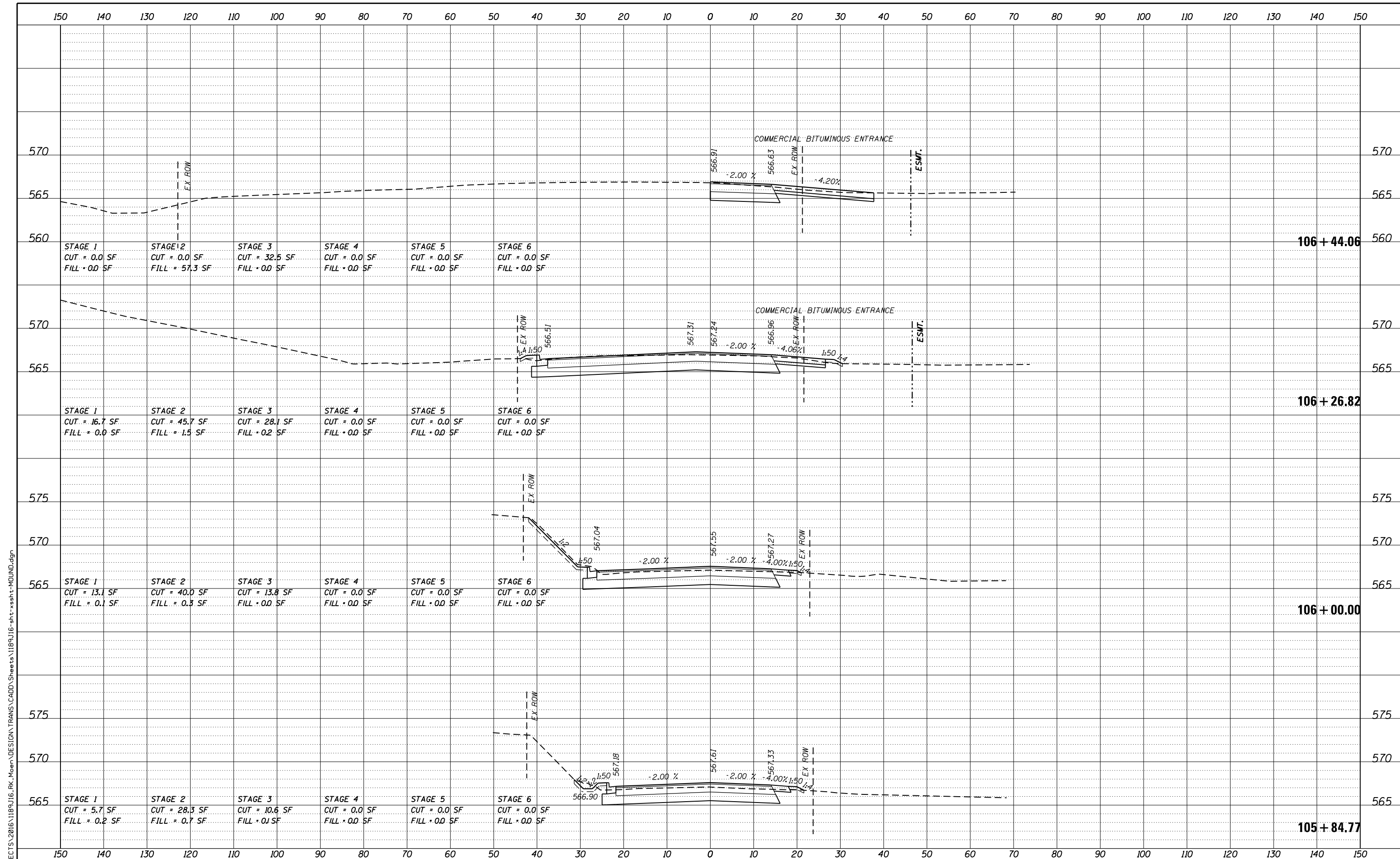


79 MOEN AVENUE
ROCKDALE, IL 60436

CROSS SECTIONS - MOUND ROAD
SHEET 8 OF 10

STA. 105+20.00 TO 105+50.00

RTE.	SECTION	COUNTY	TOTAL SHEETS	SHEET NO.
	12-00029-00-PV	WILL	344	342
			CONTRACT 61E00	
WHA*1189J16		ILLINOIS		



FILE = S:\PROJECTS\2016\1189J16-RK-Moen\DESIGN\TRANS\CADD\Sheets\1189J16-sht-xasht-MOUND.dgn

REVISION	DATE	BY	REMARKS

DRAWN	JSH
CHECKED	GFS
APPROVED	GFS

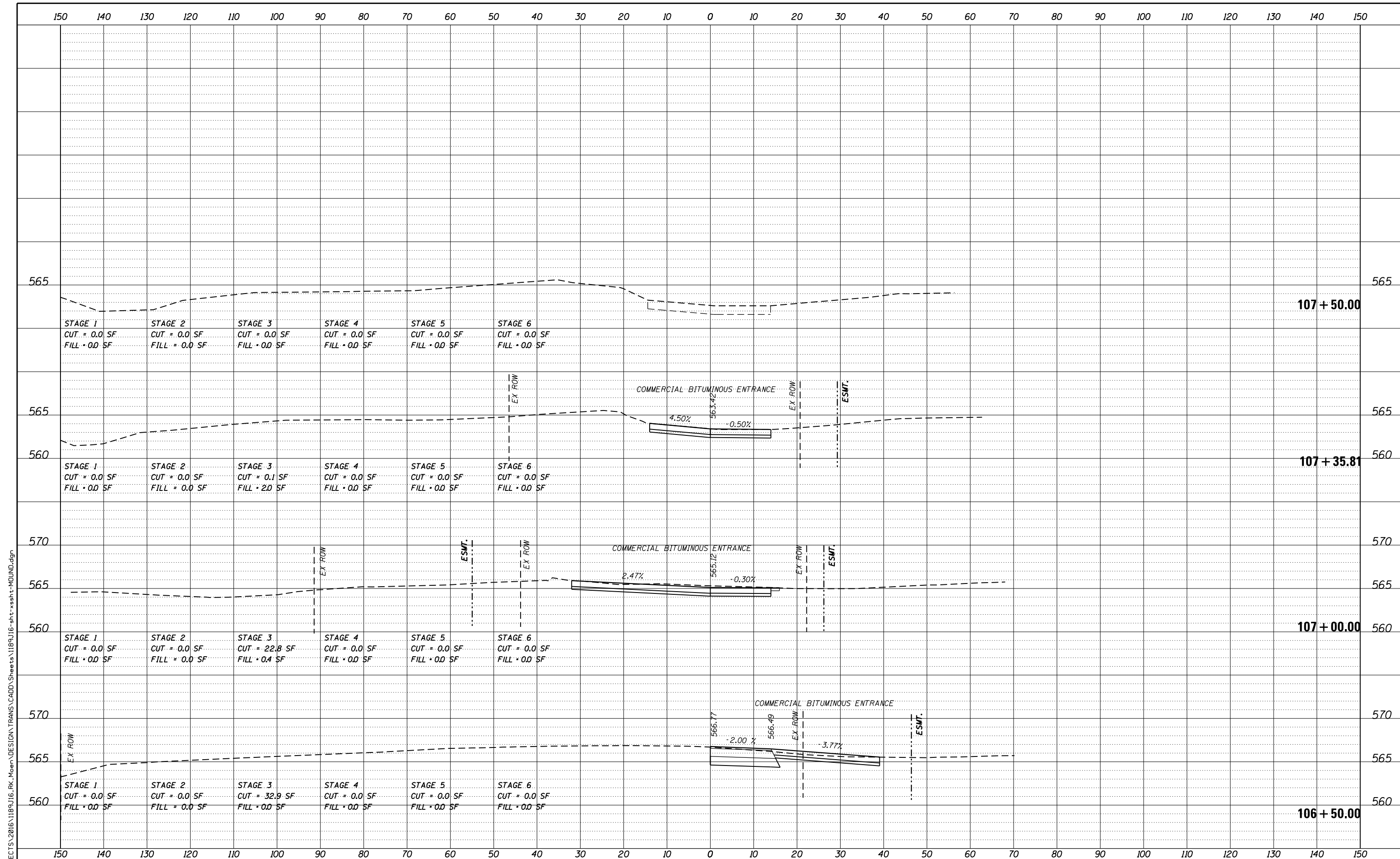
STATE OF ILLINOIS
DEPARTMENT OF TRANSPORTATION



CROSS SECTIONS - MOUND ROAD
SHEET 9 OF 10

STA. 105 + 84.77 TO 106 + 44.06

RTE.	SECTION	COUNTY	TOTAL SHEETS	SHEET NO.
	12-00029-00-PV	WILL	344	343
WHA*1189J16			CONTRACT 61E00	
ILLINOIS				



FILE = S:\PROJECTS\2016\1189J16-RK-Moen\DESIGN\TRANS\CADD\Sheets\1189J16-sht-xasht-MOUND.dgn

REVISION	DATE	BY	REMARKS

DRAWN JSH
 CHECKED GFS
 APPROVED GFS

STATE OF ILLINOIS
DEPARTMENT OF TRANSPORTATION

WILLET HOFMANN & ASSOCIATES INC.
 ENGINEERING ARCHITECTURE LAND SURVEYING
 1000 ESSINGTON ROAD, JOLET, IL 60435
 T: 815-729-2229 DESIGN FIRM: #184-000918

ROCKDALE
 79 MOEN AVENUE
 ROCKDALE, IL 60436

CROSS SECTIONS - MOUND ROAD
SHEET 10 OF 10
 STA. 106 + 50.00 TO 107 + 50.00

RTE.	SECTION	COUNTY	TOTAL SHEETS	SHEET NO.
	12-00029-00-PV	WILL	344	344
CONTRACT 61E00				
WHA*1189J16		ILLINOIS		