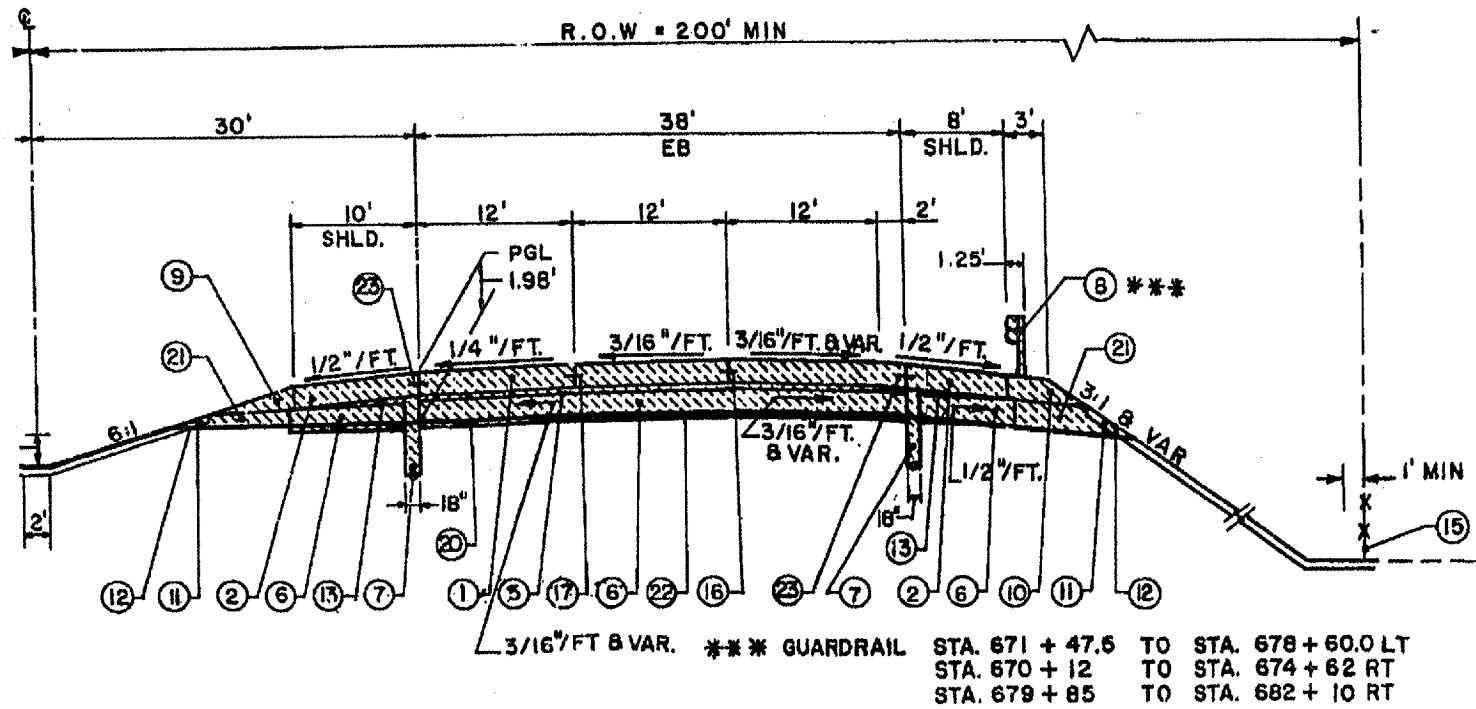








ROUTE	SECTION	COUNTY	TOTAL SHEETS	SHEET NUMBER
FAP 345	22-1-2VB-1	COOK	11	6





















LEGEND:

-  INDICATES WORK TO BE DONE UNDER THIS CONTRACT
-  LONGITUDINAL CONSTRUCTION JOINT WITH # 5 TIE BARS (EPOXY COATED)

ATTN: SEE NOTES ON DWG. 3A

-  BITUMINOUS SHOULDER
-  APPROXIMATE TOP OF EXISTING GROUND
-  EMBANKMENT
-  GRADING AND SHAPING ROADWAY

PROPOSED PAVEMENT

-  9 3/4" CONTINUOUSLY REINFORCED P.C.C. PAVEMENT - STD. 2437 (SPECIAL)
-  9 3/4" P.C.C. SHOULDER STD. 2429
-  10 1/2" P.C.C. PAVEMENT (HINGE JOINTED) - STD. 2428
-  10 1/2" P.C.C. SHOULDER - STD. 2429
-  4" STABILIZED SUBBASE (BAM)
-  12" AGGREGATE SUB-GRADE
-  PIPE UNDERDRAINS, 6" (FABRIC LINED TRENCH)-STD. 2327
-  STEEL PLATE BEAM GUARDRAIL, TYPE A - STD. 2230
-  AGGREGATE SHOULDER, TYPE B
-  BITUMINOUS STABILIZATION, 6" (AT SPB GUARDRAIL)
-  TOPSOIL, 4"
-  SEEDING, CLASS 2A
-  AGGREGATE SUBGRADE (INCIDENTAL TO ITEM 6) WEDGE UNDER SHLDR.
-  SEEDING, CLASS 7
-  CHAIN LINK FENCE, 6' - STD. 2168
-  SAWED LONGITUDINAL JOINT WITH #5 TIE BARS
-  LONGITUDINAL CONSTRUCTION JOINT WITH #8 TIE BARS (EPOXY COATED)
-  CONCRETE BARRIER (ON RIGID BASE) STD. 2333

EXIST. ROADWAY TYPICAL SECTION