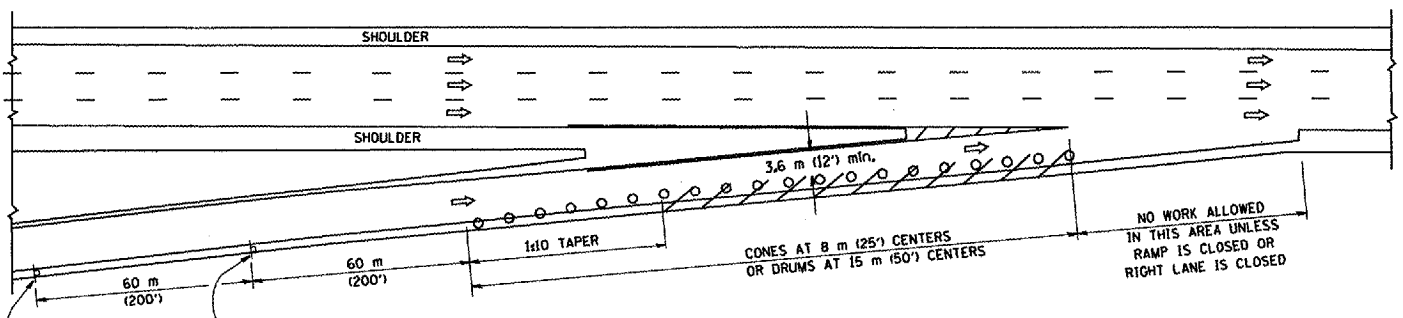


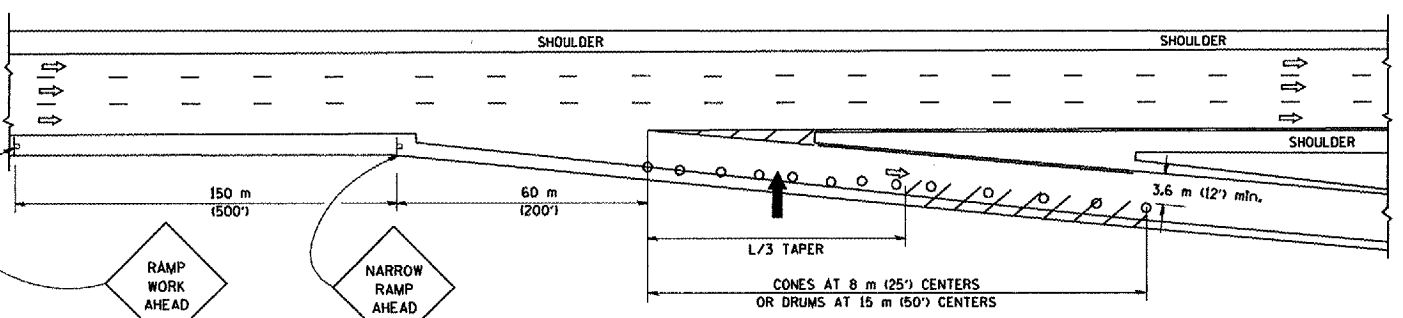
PARTIAL RAMP CLOSURE DETAILS

SHOULDER CLOSURE DETAILS

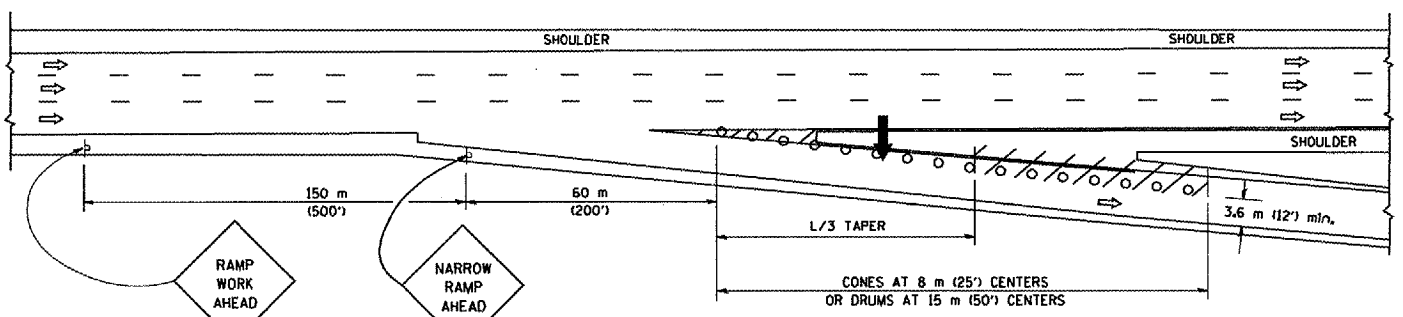
F.A. RTE.	SECTION	COUNTY	TOTAL SHEETS	SHEET NO.
	221-248	Cook	11	11
STA.	TO STA.			
FED. ROAD DIST. NO.	ILLINOIS FED. AID PROJECT			



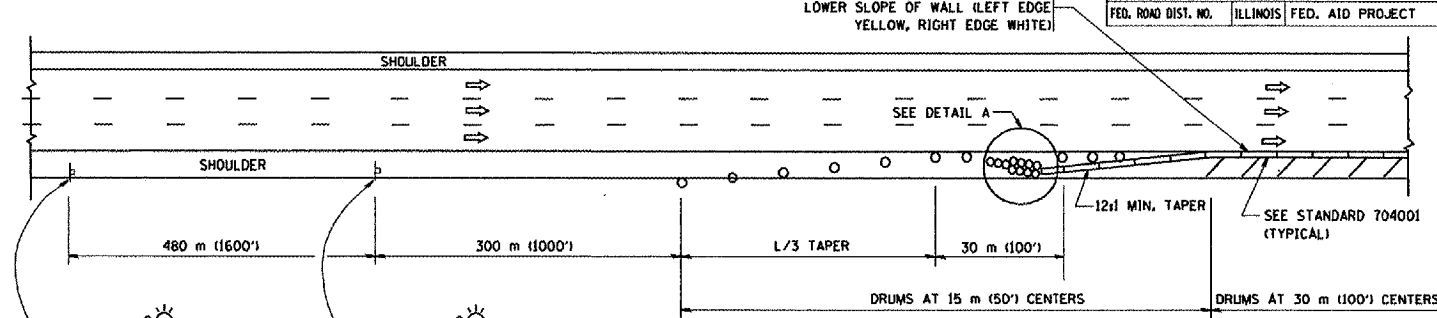
TYPICAL ENTRANCE RAMP



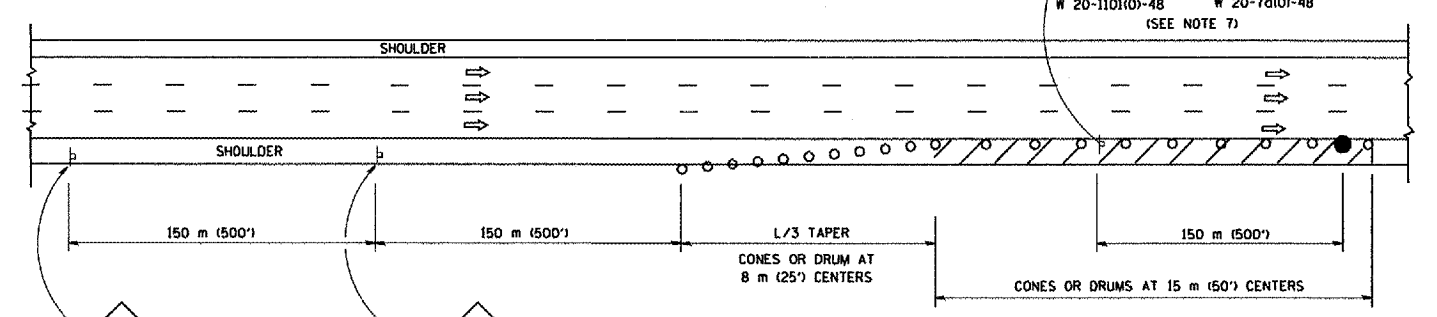
TYPICAL EXIT RAMP



TYPICAL EXIT RAMP



PERMANENT SHOULDER CLOSURE



DAYTIME SHOULDER CLOSURE

SYMBOLS

- ARROWBOARD
- WORK AREA
- SIGN ON PORTABLE OR PERMANENT SUPPORT
- FLAGGER WITH CONTROL SIGN
- DRUM WITH MONO-DIRECTIONAL STEADY BURNING LIGHT
- CONES - 700 (28) IN HEIGHT

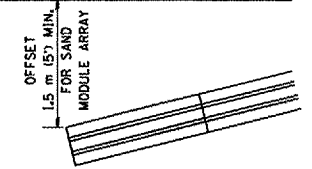
GENERAL NOTES

1. THE "L" DISTANCE EQUALS:

SPEED LIMIT	FORMULAS
80 km/h (45 mph) OR GREATER:	METRIC ENGLISH
	$L = 0.65(WHS)$ $L = (W)S$
W = WIDTH OF OFFSET IN METERS (FEET)	
S = NORMAL POSTED SPEED KM/H (MPH)	
2. PLASTIC DRUMS WITH HIGH PERFORMANCE REFLECTIVE SHEETING AND STEADY BURNING LIGHTS ARE REQUIRED FOR ALL NIGHTTIME CLOSURES.
3. ALL SIGNS SHALL BE POST MOUNTED IF THE CLOSURE TIME EXCEEDS FOUR DAYS.
4. FLASHING LIGHTS SHALL BE USED DURING THE HOURS OF DARKNESS AND SHALL BE INSTALLED ABOVE THE FIRST TWO SETS OF SIGNS.

5. THE IMPACT ATTENUATOR, TEMPORARY IS NOT REQUIRED WHEN THE TEMPORARY CONCRETE BARRIER WALL IS PROTECTED BY OR IS TIED INTO THE EXISTING GUARDRAIL. IF OFFSET IS LESS THAN 5 FEET USE "TRAFFIC BARRIER TERMINAL, TYPE III, TEMPORARY" DEVICE TO MEET NCHRP350 FOR POSTED SPEED.
6. AUTHORIZATION FROM THE DISTRICT'S BUREAU OF TRAFFIC IS REQUIRED FOR ALL FREEWAY CLOSURES.
7. THE FLAGGER AND FLAGGER SIGN ARE REQUIRED AT THE ABOVE WORK SITES WHEN:
 - a. FOUR OR MORE WORK VEHICLES ENTER THE TRAFFIC LANES IN A ONE HOUR PERIOD.
 - b. THE WORK ACTIVITY REQUIRES FREQUENT ENCROACHMENT INTO THE LANE OPEN TO TRAFFIC.
 THE FLAGGER SHALL BE STATIONED APPROXIMATELY 30 m (100') TO 60 m (200') IN ADVANCE OF THE WORKERS.

ARRAY DESIGN PER MANUFACTURER TO BE NCHRP 350 COMPLIANT FOR POSTED SPEED.



DETAIL "A" IMPACT ATTENUATOR, TEMPORARY (SEE NOTE 5)

ALL DIMENSIONS ARE IN MILLIMETERS (INCHES) UNLESS OTHERWISE SHOWN.

REVISIONS	
NAME	DATE
DWS	11/96
JAF	12/02
NCHRP 350	04/03
JAF	2/06

ILLINOIS DEPARTMENT OF TRANSPORTATION
TRAFFIC CONTROL DETAILS FOR FREEWAY SHOULDER CLOSURES
 PARTIAL RAMP CLOSURES
 DESIGNED BY: DWS
 DRAWN BY:
 CHECKED BY:
 SCALE: NONE
 DATE: 3/1/2006

PLOT DATE = 3/1/2006
 FILE NAME = K:\classes\0327.dgn
 PLOT SCALE = 30.0000 / IN.
 USER NAME = lrygo