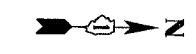


F.A.I. RTE.	SECTION	COUNTY	TOTAL SHEETS	SHEET NO.
90/94		COOK	312	123
STA. 4434+00	TO STA. 4458+00			
FED. ROAD DIST. NO. 1 ILLINOIS FED. AID PROJECT				
60A62 • (1915.15, 2021-922 PT1 & PT2) R-1				


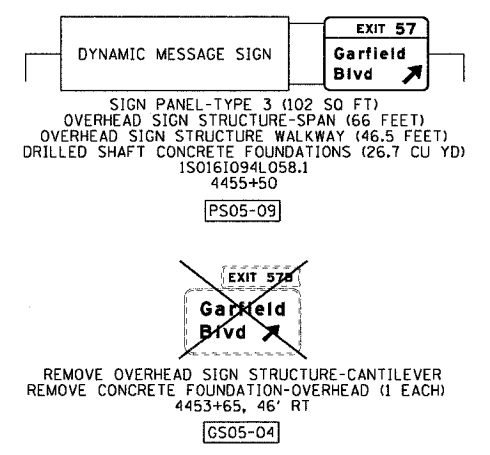
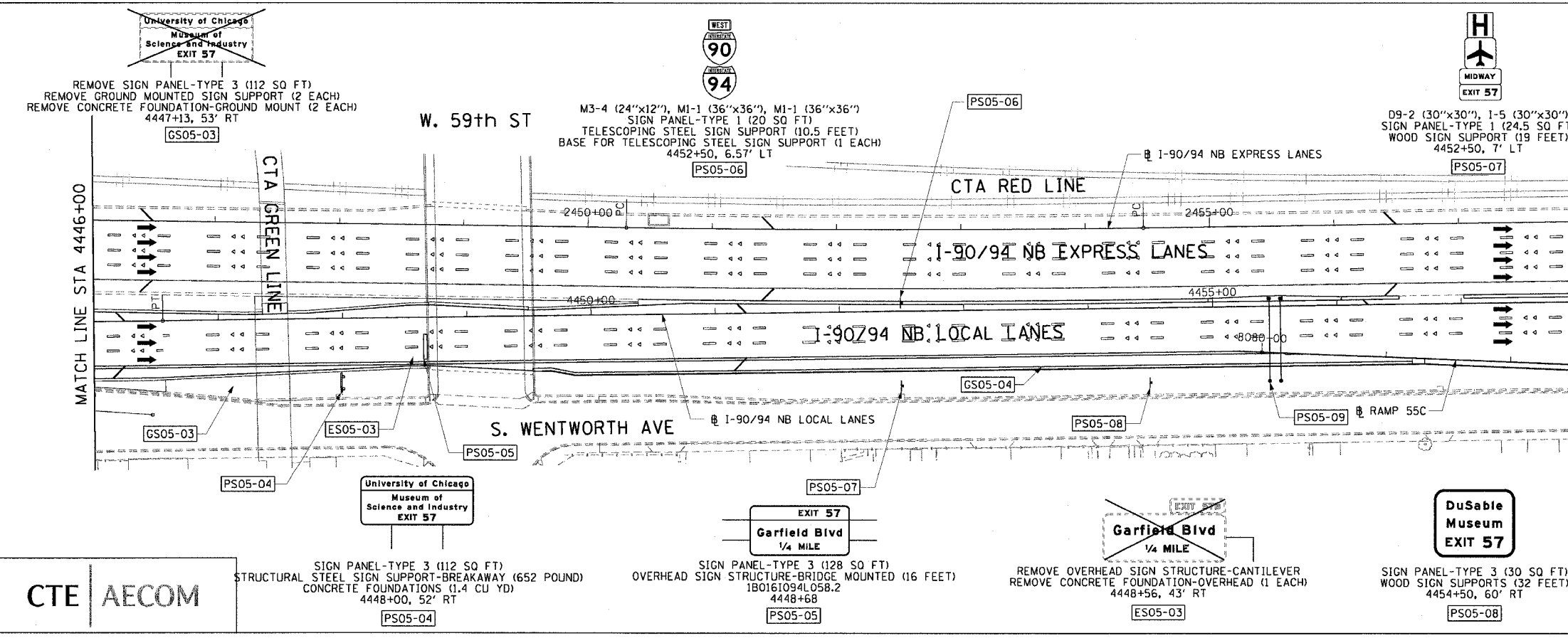
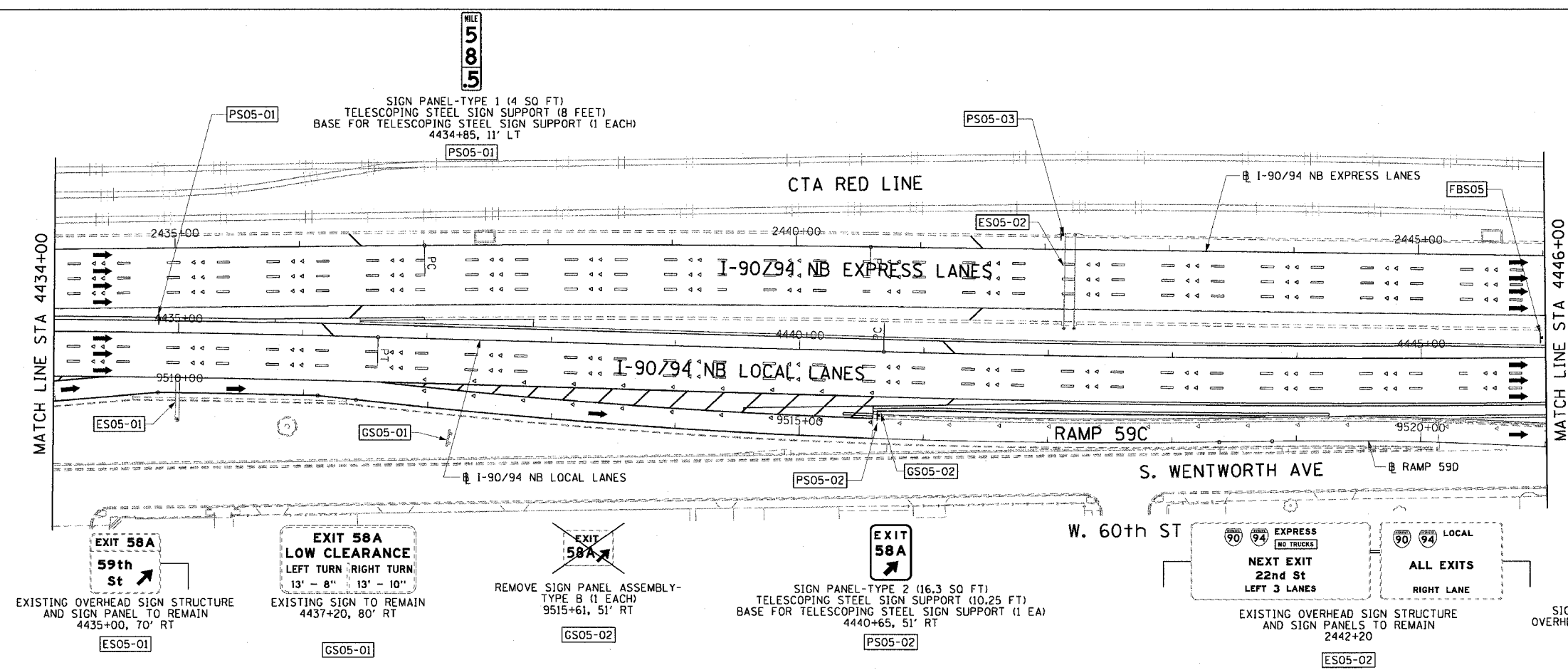


**NOTES:**

- FOR SIGN PANEL AND TRUSS DETAILS SEE OVERHEAD SIGN STRUCTURE DETAIL SHEETS.
- FOR SIGNS MOUNTED ON OVERHEAD SIGN TRUSS LEGS, A CLEAR HEIGHT OF 6-FEET SHALL BE MAINTAINED.
- SEE ROADWAY DETAIL RDT-11 FOR MOUNTING OF PROPOSED SIGN PS05-02.
- THE DYNAMIC MESSAGE SIGN WILL BE PROCURED BY IDOT CONTRACT 62947.
- THE DYNAMIC MESSAGE SIGN WILL BE SUPPLIED BY IDOT CONTRACT 62583.
- THE DYNAMIC MESSAGE SIGN SHALL BE FASTENED TO THE SIGN TRUSS BY THE CONTRACTOR 60A62 CONTRACTOR. THE CONTRACTOR SHALL COORDINATE THE ERECTION OF THE SIGN TRUSS WITH CONTRACT 62583.
- SEE CONTRACT 62583 FOR LOCATION OF FLASHING BEACON SIGN - FBS05. CONTRACTOR SHALL COORDINATE WITH CONTRACT 62583 FOR THE INSTALLATION OF FBS05.
- FOR GROUND AND BARRIER WALL MOUNTED SIGNS, SEE PROPOSED SIGN PANEL DETAILS.

**LEGEND:**

- ESXX-XX EXISTING OVERHEAD OR CANTILEVER SIGNS
- GSXX-XX EXISTING POST MOUNTED SIGNS
- PSXX-XX PROPOSED SIGNS



REVISIONS	
NAME	DATE

ILLINOIS DEPARTMENT OF TRANSPORTATION  
 F.A.I. 90/94 (DAN RYAN EXPRESSWAY)  
 63RD STREET TO GARFIELD BLVD (NB LOCAL LANES)

**PROPOSED SIGNING PLANS**

SCALE: 1"=50'  
 DATE: June 9, 2006

DRAWN BY: PHP  
 CHECKED BY: RMC

**CTE AECOM**

6/5/2006 3:56:29 PM  
 P:\40468\CH\116-crits 18 & 19\c\p\c\tr\1805\signing plans\60A62\022.dwg