


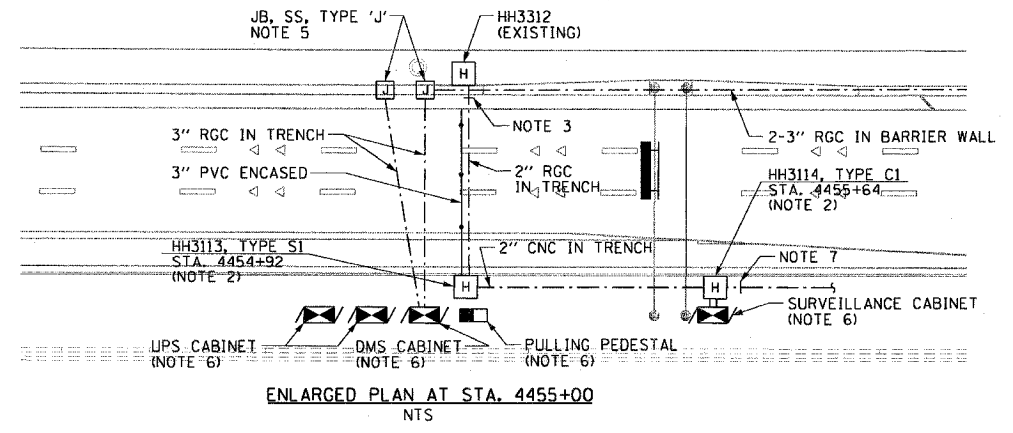
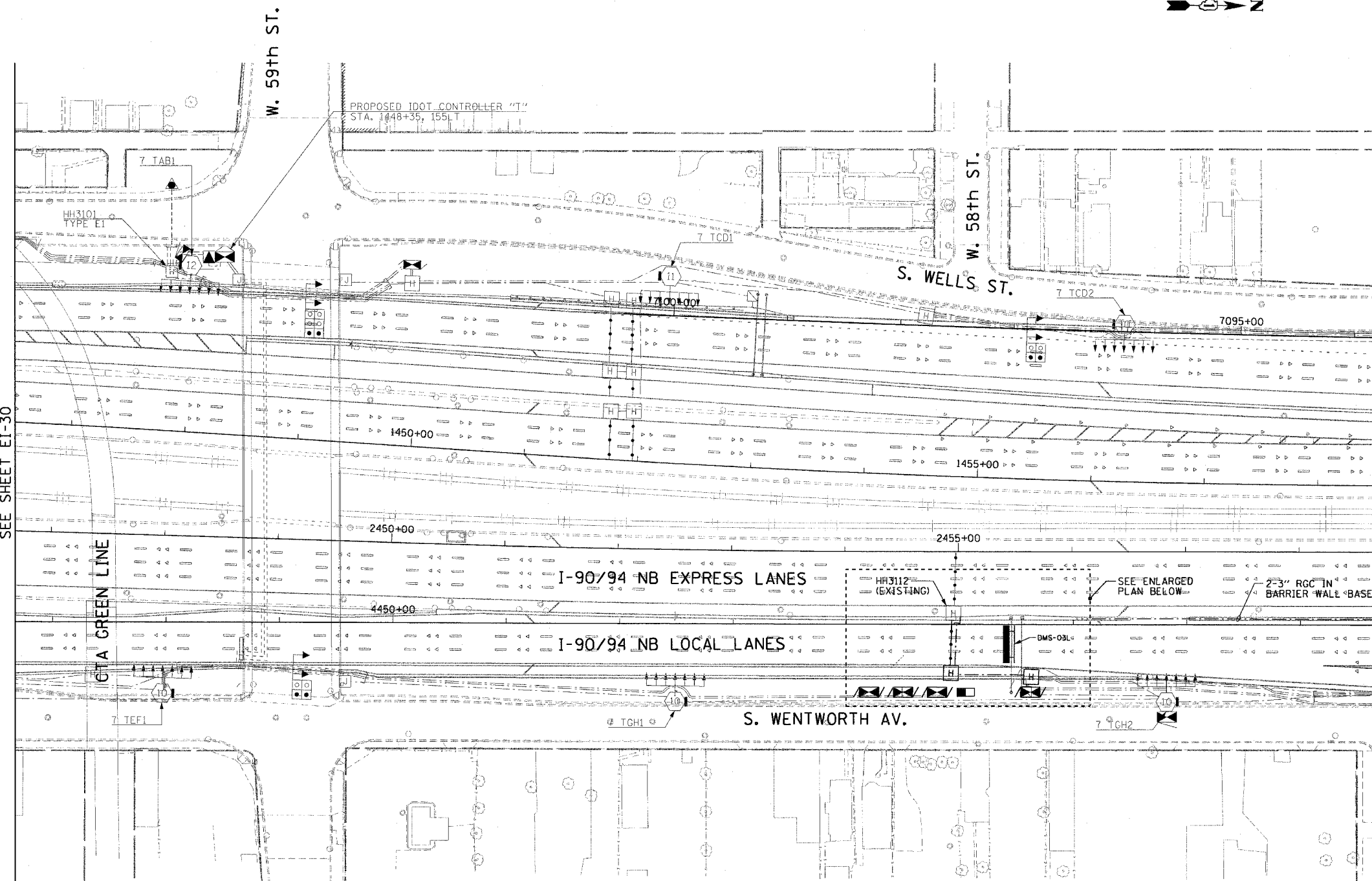
| F.A.I. RTE. | SECTION | COUNTY | TOTAL SHEETS | SHEET NO. |
|---|---------|--------|--------------|-----------|
| 90/94 | | COOK | 312 | 182 |
| STA. 1446+50.00 TO STA. 1458+50.00 | | | | |
| FED. ROAD DIST. NO. 1 ILLINOIS FED. AID PROJECT | | | | |
| 60A62 • (1919.15, 2021-922 PT1 & PT2) R-1 | | | | |

NOTES:

1. SEE DRAWINGS EI-100 AND EI-101 FOR ELECTRICAL SYMBOLS AND ABBREVIATIONS.
2. SEE DRAWINGS EI-102, EI-103, AND EI-104 FOR TYPICAL HANDHOLE INSTALLATION DETAILS.
3. THE CONTRACTOR SHALL LOCATE THE EXISTING CONDUIT STUB-OUT INSTALLED IN IDOT CONTRACT NO. 62300 AND CONNECT THE PROPOSED CONDUIT.
4. UNLESS NOTED OTHERWISE, ALL ITEMS AND WORK SHOWN IN HEAVY LINE WEIGHT ON THIS DRAWING ARE PROPOSED NEW ITEMS AND WORK.
5. SEE DRAWING EI-108 FOR JUNCTION BOX IN MEDIAN BARRIER WALL INSTALLATION DETAILS.
6. CABINETS AND PULLING PEDESTALS ARE INSTALLED IN CONTRACT 62583.
7. THE CONTRACTOR SHALL PROVIDE A 2" CNC SLEEVE IN THE NORTH SIDE OF HH3114 FOR A 2" CNC DUCT INSTALLED IN CONTRACT 62583.

MATCH LINE STA. 1446+50
SEE SHEET EI-30

MATCH LINE STA. 1458+50
SEE SHEET EI-32



EI-31

| REVISIONS | |
|-----------|------|
| NAME | DATE |
| | |
| | |
| | |
| | |
| | |

ILLINOIS DEPARTMENT OF TRANSPORTATION
F.A.I. 90/94 (DAN RYAN EXPRESSWAY)
63RD STREET TO GARFIELD BLVD (NB LOCAL LANES)
ELECTRICAL INFRASTRUCTURE PLAN

SCALE: 1"=50'
DATE: June 9, 2006

DRAWN BY: HAR
CHECKED BY: JPC

CTE | AECOM

06/02/2006 03:51:23 PM