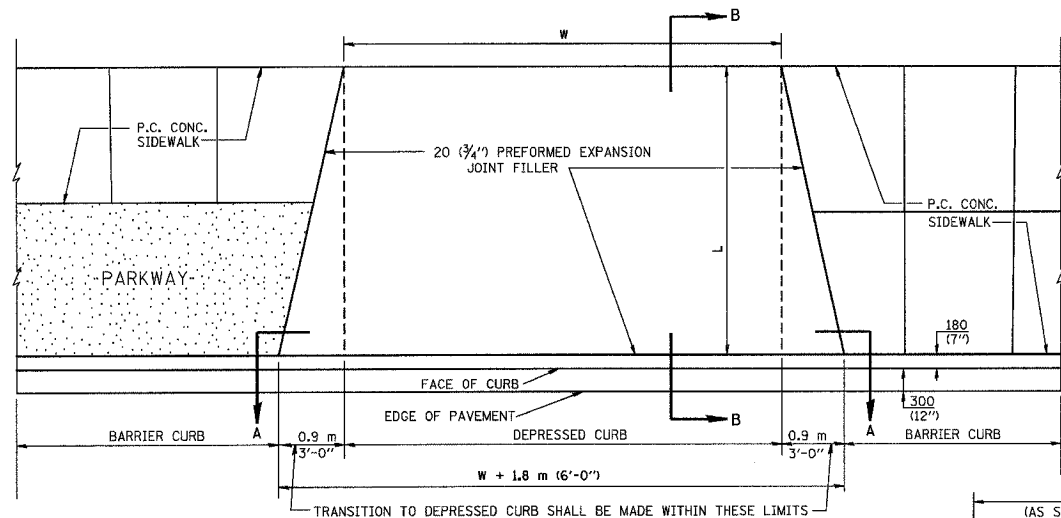
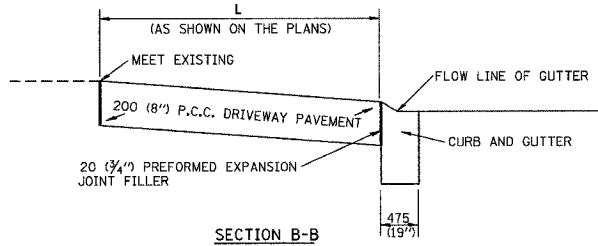


F.A.U. NO.	SECTION	COUNTY	TOTAL SHEETS	SHEET NO.
1360	0101BR-2	COOK	90	76
STA.		TO STA.		
FED. ROAD DIST. NO.		ILLINOIS FED. AID PROJECT		

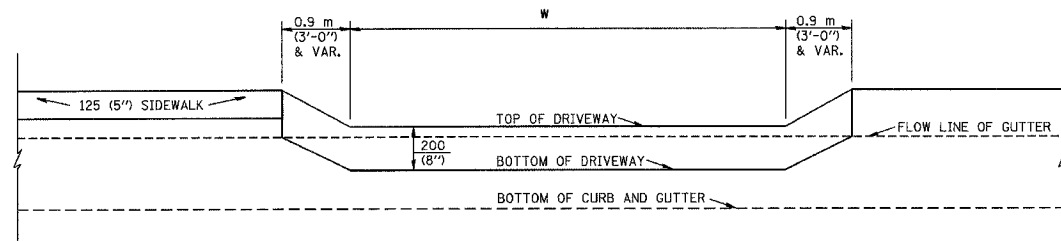


PLAN VIEW

- NOTES:
- EXPANSION JOINTS SHALL BE CONSTRUCTED AS SHOWN ON THE DETAILS FOR P.C.C. SIDEWALK.
 - THE CURB BETWEEN ADJACENT DRIVEWAYS SHALL BE FULL HEIGHT FOR A DISTANCE OF AT LEAST FOUR 1.2 METERS (4 FEET).
 - P.C. CONCRETE DRIVEWAYS SHALL BE CONSTRUCTED AT LOCATIONS SHOWN ON THE PLANS OR AS DIRECTED BY THE ENGINEER.
 - 20 (3/4) PREFORMED EXPANSION JOINTS WILL NOT BE PAID FOR SEPARATELY BUT SHALL BE CONSIDERED INCIDENTAL TO P.C.C. DRIVEWAY PAVEMENT 200 (8"). COMBINATION CONC. CURB AND GUTTER SHALL BE MEASURED STRAIGHT ACROSS THE DRIVEWAY. NO ADDITIONAL COMPENSATION WILL BE ALLOWED FOR THE TRANSITION CURB AND GUTTER.

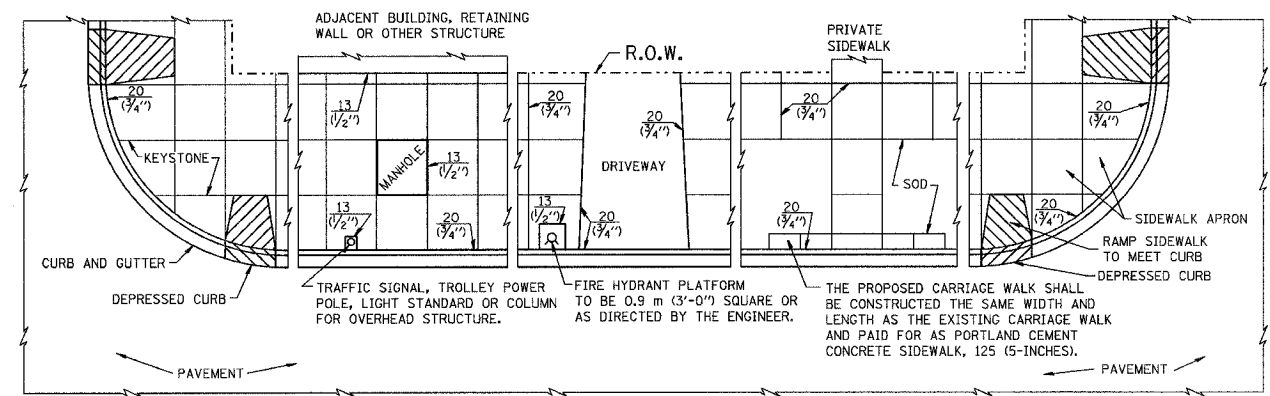


SECTION B-B



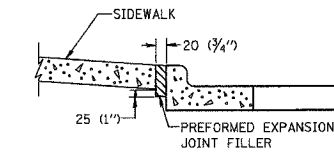
SECTION A-A

P.C.C. DRIVEWAY PAVEMENT DETAIL



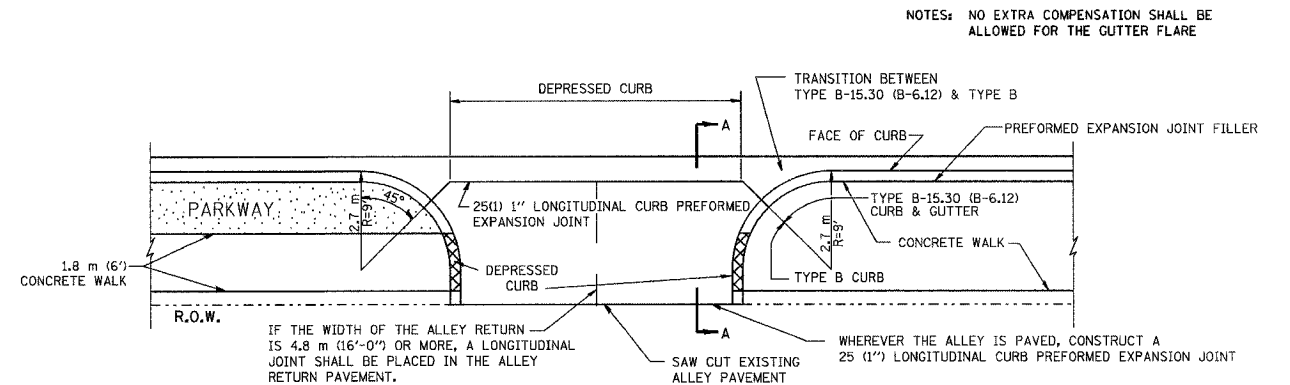
NOTES:

- ONE-HALF INCH THICK EXPANSION JOINTS SHALL BE PLACED BETWEEN THE SIDEWALK AND ALL STRUCTURES SUCH AS LIGHT STANDARDS, TRAFFIC LIGHT STANDARDS, MANHOLES, WHICH EXTEND THROUGH THE SIDEWALK.
- 20 (3/4) THICK EXPANSION JOINTS SHALL BE PLACED AT INTERVALS OF NOT MORE THAN 30 METERS (100 FEET) IN THE SIDEWALK. WHERE THE SIDEWALK IS CONSTRUCTED ADJACENT TO PAVEMENT OR CURB HAVING EXPANSION JOINTS, THE EXPANSION JOINTS IN THE SIDEWALK SHALL BE PLACED OPPOSITE THE EXISTING EXPANSION JOINTS AS NEARLY AS PRACTICABLE. EXPANSION JOINTS SHALL ALSO BE PLACED WHERE THE SIDEWALK ABUTS EXISTING SIDEWALKS, BETWEEN DRIVEWAY PAVEMENT AND SIDEWALK, AND BETWEEN SIDEWALK AND CURBS WHERE THE SIDEWALK ABUTS A CURB.

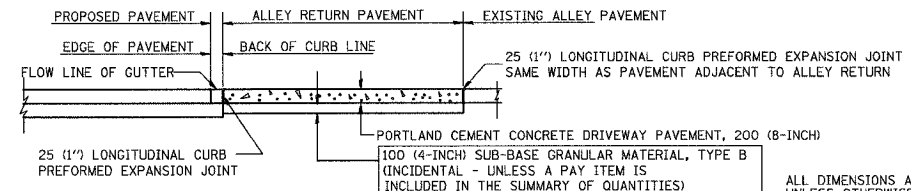


SLOPE FOR SIDEWALK
25 (1") IN 0.9 m (3'-0") IN CHICAGO

PORTLAND CEMENT CONCRETE SIDEWALK DETAILS



NOTES: NO EXTRA COMPENSATION SHALL BE ALLOWED FOR THE GUTTER FLARE



SECTION A-A

ALLEY RETURN DETAIL

REVISIONS	
NAME	DATE
M. DE YONG	06/13/90

ILLINOIS DEPARTMENT OF TRANSPORTATION
CITY OF CHICAGO
DETAILS FOR P.C. CONCRETE
DRIVEWAY, ALLEY RETURN
AND SIDEWALK

SCALE: VERT.
HORIZ.
DATE: 2/15/2006

DRAWN BY
CHECKED BY

BD400-03 (BD-17)
REVISION DATE: 06/13/90