
























F.A.P. RTE.	SECTION	COUNTY	TOTAL SHEETS	SHEET NO.
344	2006-003 TS	COOK	63	19
STA.		TO STA.		
FED. ROAD DIST. NO.		ILLINOIS	FED. AID PROJECT	
CONTRACT NO. 60B13				

CABLE PLAN LEGEND

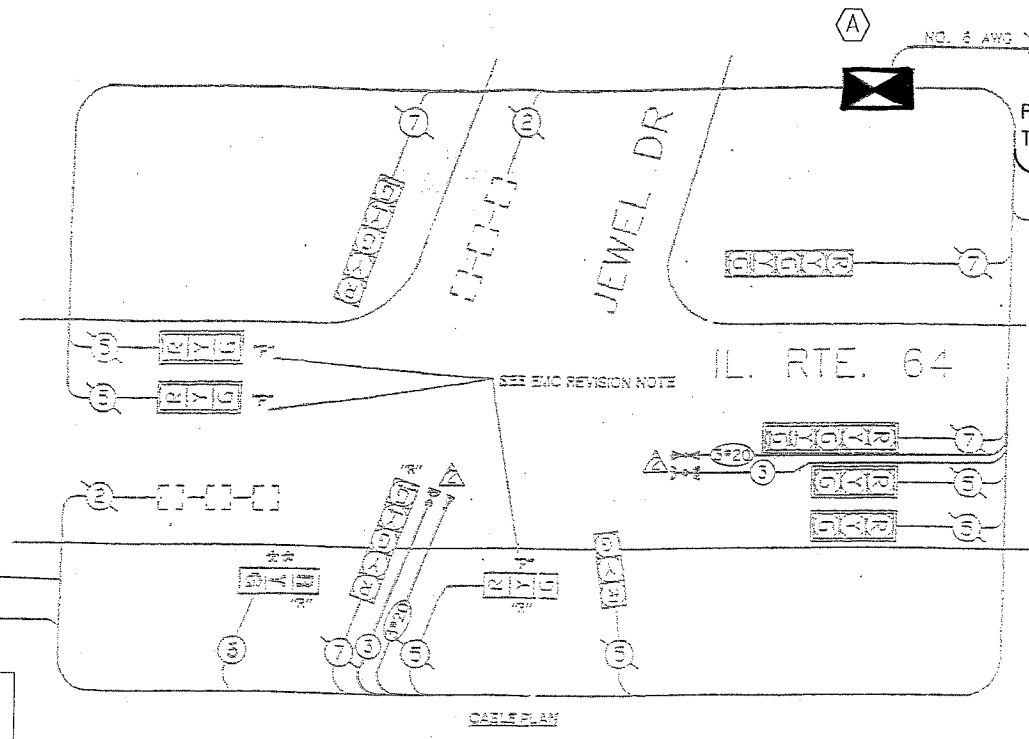
	6" TRAFFIC SIGNAL SECTION
	12" TRAFFIC SIGNAL SECTION
	12" PEDESTRIAN SIGNAL SECTION
	CONTROLLER CABINET
	SERVICE INSTALLATION
	VEHICLE DETECTOR, INDUCTION LOOP
	MAGNETIC DETECTOR
	EMT
	EMT
	EMT
	EMT
	EMT
	EMT
	EMT
	EMT
	EMT
	EMT
	EMT
	EMT
	EMT
	EMT
	EMT
	EMT

EXISTING AND PROPOSED SEQUENCE OF OPERATION

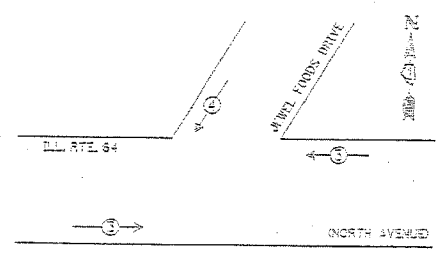
MOVEMENT	1	2A	2B	3A	3B	4	5A	5B	6	7A	7B	8A	8B
PHASE	2 + 5		2 + 6		4		4		2 + 5		2 + 6		
INTERVAL	1	2A	2B	3A	3B	4	5A	5B	6	7A	7B	8A	8B
PHASE TO PHASE		2+6		4		4		4		2+5		2+6	
64 EYE END HAST ARM FOR LEFT SIGNALS	C	C	C	Y	R	C	Y	R	R	R	R	R	R
64 EYE END HAST ARM	C	C	C	Y	R	C	Y	R	R	R	R	R	R
64 EYE END HAST ARM AND LEFT SIGNALS	R	R	R	R	R	C	Y	R	R	R	R	R	R
64 OR NEAR RIGHT AND RIGHT SIGNALS	R	Y	R	Y	R	R	R	R	C	Y	R	Y	R
64 OR FAR LEFT SIGNAL	R	R	R	R	R	R	R	R	C	Y	R	Y	R

PROPOSED INTERCONNECT TO 25TH AV.

THE END OF THE TRACER CABLE SHALL BE CONTINUOUS AND EXTEND INTO THE CONTROLLER CABINET.



PROPOSED EMERGENCY VEHICLE PREEMPTION SEQUENCE



PROPOSED EMERGENCY VEHICLE PREEMPTOR

EMERGENCY VEHICLE PREEMPTOR	3	4
MOVEMENT	←	↓

THIS SHEET IS FOR PROPOSED FIBER OPTIC INTERCONNECT, NEW CONTROLLER ONLY.

PROPOSED SCHEDULE OF QUANTITIES

FULL-ACTUATED CONTROLLER	EACH	1
TRANSCIVER - FIBER OPTIC	EACH	1

INSTALLATION OF EMERGENCY VEHICLE PREEMPTION
6-03-02
MELROSE PARK-SHEET 187 OF 366
CHRISTOPHER S. BURKE ENGINEERING LTD.
873 East Madison Road, Suite 400
Aurora, Illinois 60112
630-583-2800

REVISIONS

NAME	DATE
** DCP-ADD ES NEAR	2-3-08
RIGHT 3-SECTION	
SIGNAL HEAD	
CSSEL	6-03-02

ILLINOIS DEPARTMENT OF TRANSPORTATION
CABLE PLAN, PHASE DESIGNATION DIAGRAM,
SCHEDULE OF QUANTITIES
IL. RTE. 64 (NORTH AVENUE)
AND
JEWEL DR.

SCALE: VERT. NTS
HORIZ.
DATE 6/19/06

DRAWN BY BCK
DESIGNED BY BCK
CHECKED BY MFB