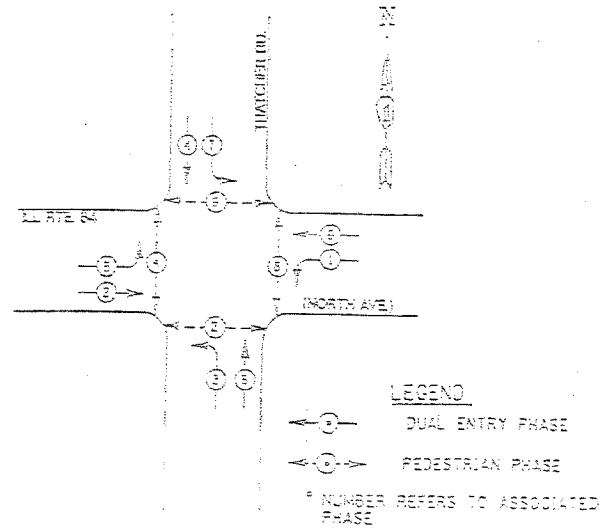
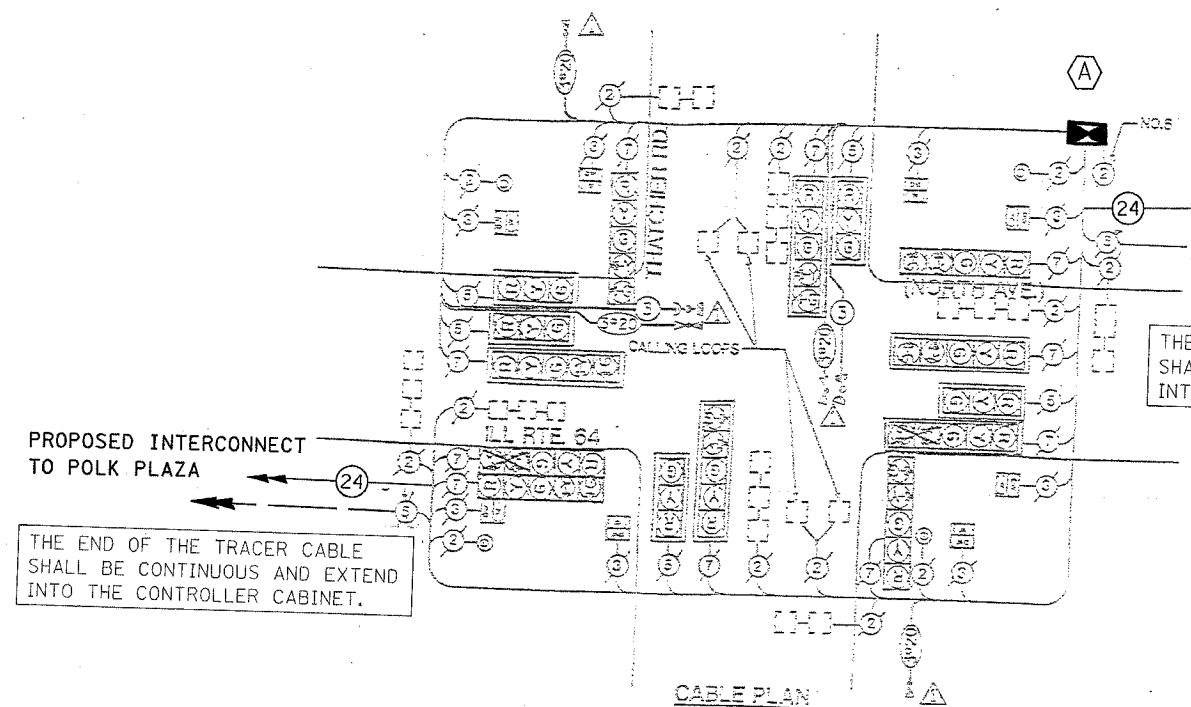


F.A.P. RTE.	SECTION	COUNTY	TOTAL SHEETS	SHEET NO.
344	2006-003 TS	COOK	63	39
STA.		TO STA.		
FED. ROAD DIST. NO.		ILLINOIS	FED. AID PROJECT	
CONTRACT NO. 60B13				

EXISTING CONTROLLER SEQUENCE IV
 REFERRING TO STANDARD 2393, THE VEHICULAR AND PEDESTRIAN PHASES USED ARE DESIGNATED BELOW:



PHASE DESIGNATION DIAGRAM
 DUAL ENTRY - ALL LEGS
 PROTECTED/PERMITTED LEFT TURN PHASING



CABLE PLAN LEGEND

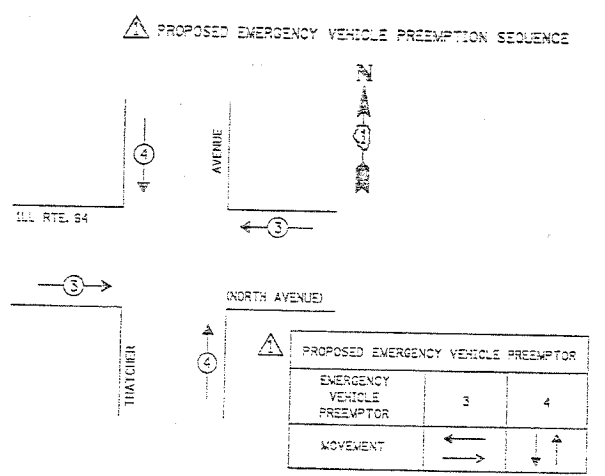
EXISTING	PROPOSED	DESCRIPTION
[Symbol]	[Symbol]	8" (800mm) TRAFFIC SIGNAL SECTION
[Symbol]	[Symbol]	12" (300mm) TRAFFIC SIGNAL SECTION
[Symbol]	[Symbol]	12" (300mm) PEDESTRIAN SIGNAL SECTION
[Symbol]	[Symbol]	12" (300mm) PEDESTRIAN SIGNAL SECTION
[Symbol]	[Symbol]	CONTROLLER CABINET
[Symbol]	[Symbol]	50' (15.24m) UTILIZATION
[Symbol]	[Symbol]	VEHICLE DETECTOR INDUCTION LOOP
[Symbol]	[Symbol]	MAGNETIC DETECTOR
[Symbol]	[Symbol]	EMERGENCY VEHICLE LIGHT DETECTOR
[Symbol]	[Symbol]	CONSPICUOUS BEACON
[Symbol]	[Symbol]	DETECTOR

DR. DATE NAME OF CONSULTANT
 THE DATE AND NAME OF PROJECT ASSIGNED
 ALL LOOP DETECTOR CABLE TO BE ONE
 1/2" (12.7mm) WITH BACKPLATE
 1/2" (12.7mm) UNTRUNKED HEAD

PROPOSED SCHEDULE OF QUANTITIES

FULL-ACTUATED CONTROLLER	EACH	1
TRANSCIVER - FIBER OPTIC	EACH	1

THIS SHEET IS FOR PROPOSED FIBER OPTIC INTERCONNECT, NEW CONTROLLER ONLY.



INSTALLATION OF EMERGENCY VEHICLE PREEMPTION
 8-03-02
 ELMWOOD PARK-SHEET 79 OF 365
 CHRISTOPHER S. BURKE ENGINEERING LTD.
 273 West Lincoln Road, Suite 900
 Rosemont, Illinois 60018
 (847) 223-0500

REVISIONS

NAME	DATE
CSREL	8-03

ILLINOIS DEPARTMENT OF TRANSPORTATION
 CABLE PLAN, PHASE DESIGNATION DIAGRAM,
 SCHEDULE OF QUANTITIES
 IL. RTE. 64 (NORTH AVENUE)
 AND
 THATCHER AVENUE
 SCALE: VERT. NTS
 HORIZ. NTS
 DATE 6/19/06
 DRAWN BY [Signature]
 DESIGNED BY [Signature]
 CHECKED BY [Signature]