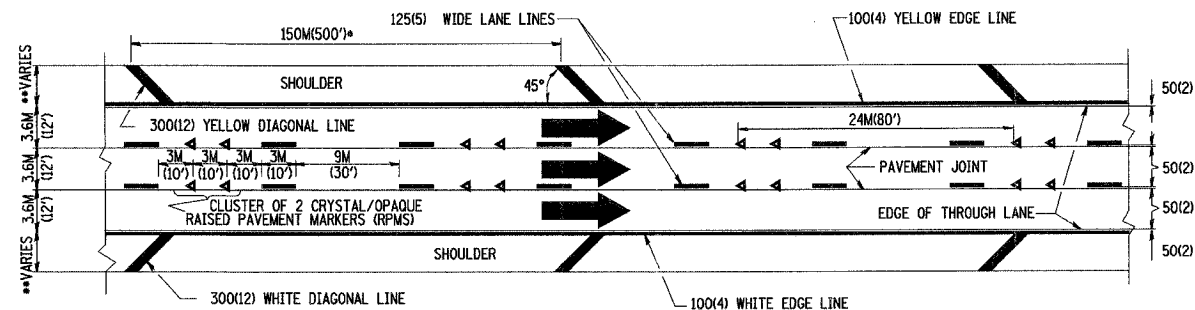


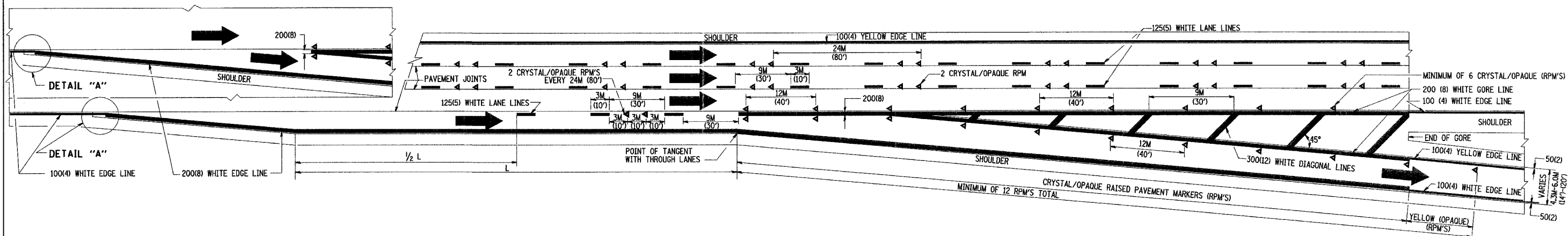
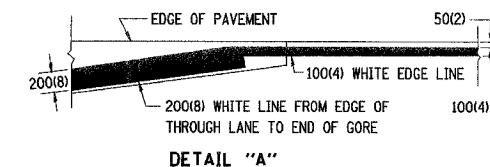
CONTRACT NO.				
F.A. RTE.	SECTION	COUNTY	TOTAL SHEETS	SHEET NO.
			505	230
STA.		TO STA.		
FED. ROAD DIST. NO.	ILLINOIS	FED. AID PROJECT		

- THE DIAGONAL LINES SHALL BE SPACED AT 12M (40') C-C ACROSS ALL STRUCTURES WHICH ARE 150M (500') OR LESS IN LENGTH
- THE DIAGONAL LINES ARE NOT REQUIRED ON SHOULDERS WHICH ARE 1.8M (6') OR LESS IN WIDTH

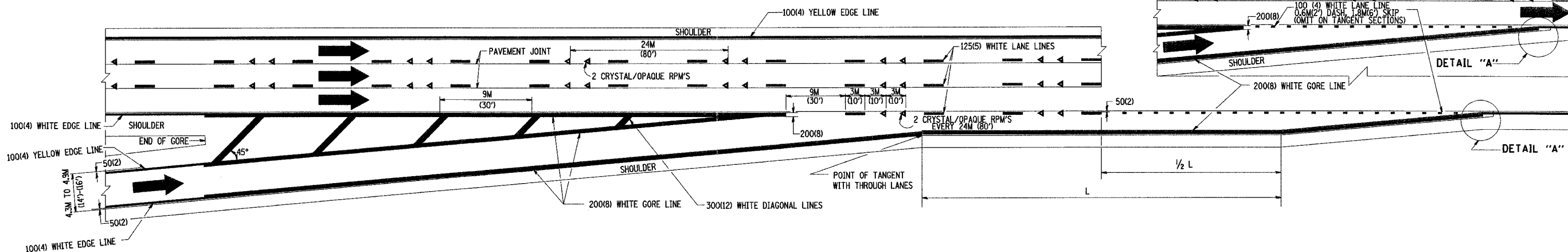


TYPICAL EDGE LINES & LANE LINES

- NOTES:
1. THERMO PLASTIC PAVEMENT MARKING LINE SHALL BE USED FOR THE EDGE LINES, GORE LINES, AND DIAGONAL LINES ON BITUMINOUS PAVEMENT ONLY.
 2. PREFORMED PLASTIC OR POLYUREA PAVEMENT MARKING LINE SHALL BE USED FOR ALL LANE LINES



TYPICAL EXIT RAMP PAVEMENT MARKINGS



TYPICAL ENTRANCE RAMP PAVEMENT MARKINGS

REVISIONS		ILLINOIS DEPARTMENT OF TRANSPORTATION
NAME	DATE	
DWS	1/90	MULTI-LANE FREEWAY PAVEMENT MARKING DETAILS
DWS	5/91	
AH	3/96	
DWS	7/96	
JAF	2/06	

SCALE: NONE
DATE: 3/1/2006
DRAWN BY C.A.D.D.
CHECKED BY

DATE = 3/1/2006
FILE NAME = K:\dws\m\l\l2.dgn
PLOT SCALE = 50.000 / IN.
USER NAME = Jaf