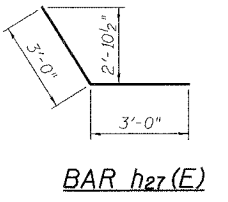
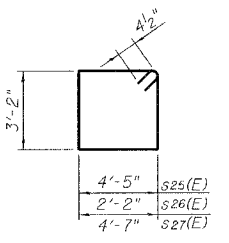
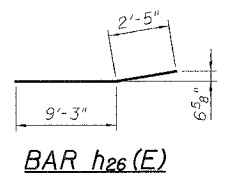
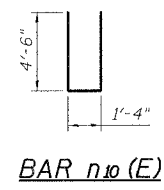
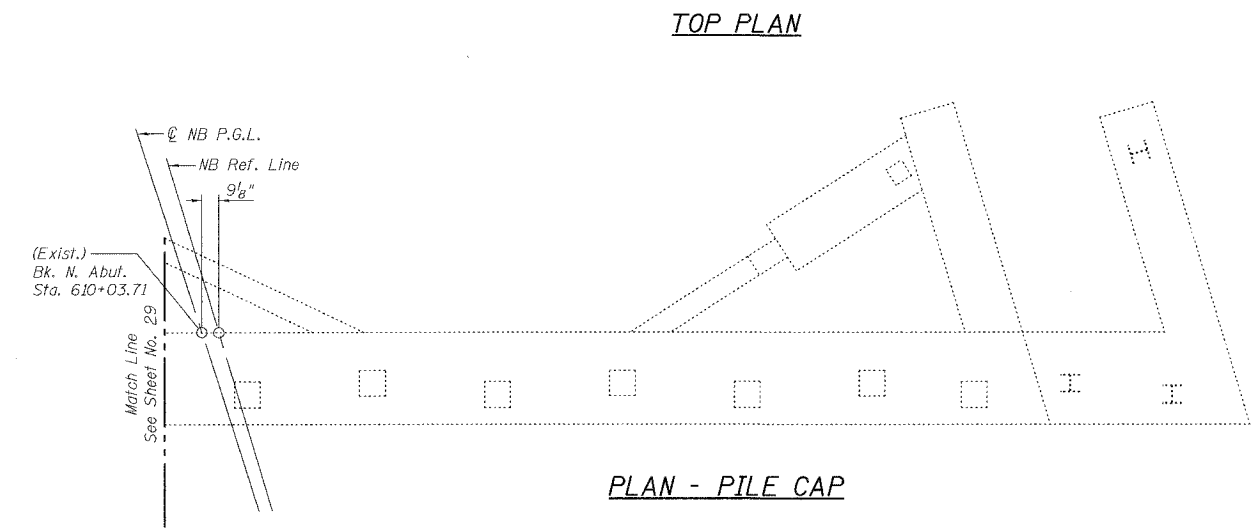
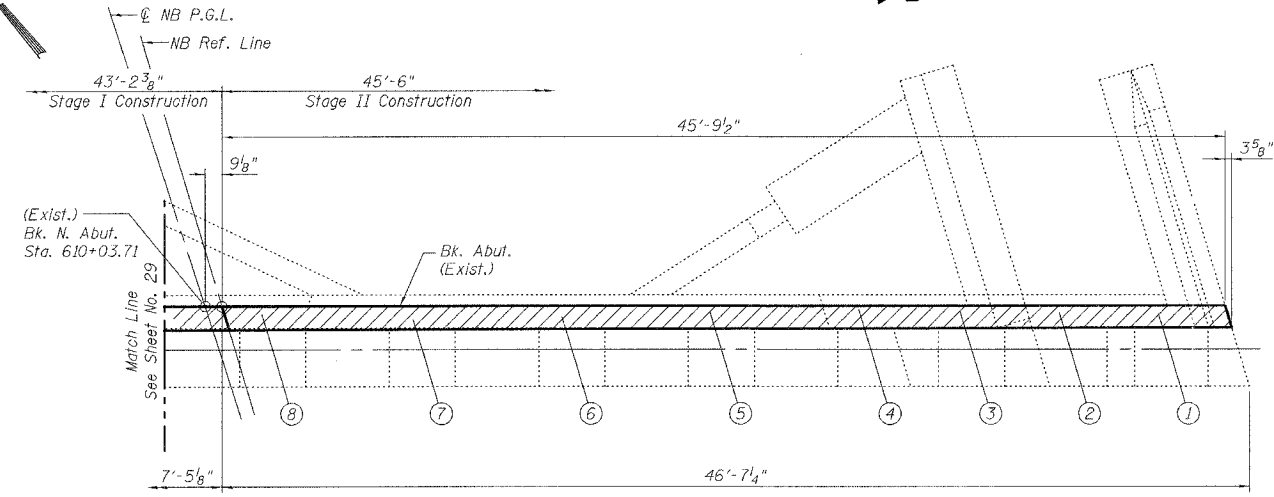
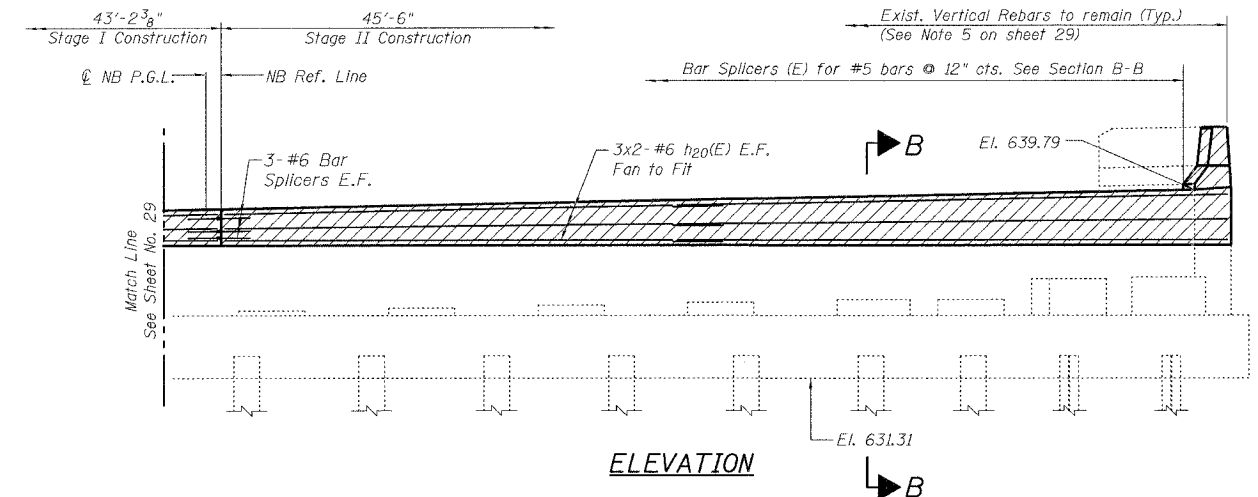


STATE OF ILLINOIS
DEPARTMENT OF TRANSPORTATION

ROUTE NO.	SECTION	COUNTY	TOTAL SHEETS	SHEET NO.
FAI-55	**	WILL	505	327
FED. ROAD DIST. NO. 7	ILL. PROJECT	FED. AID PROJECT		

** SECTION 2006-032 BY
CONTRACT NO. 60B86

SHEET NO. 30
44 SHEETS

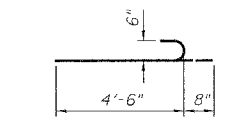
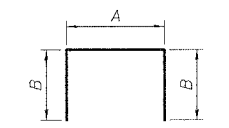


BAR n10 (E)

BAR h26 (E)

BARS s25(E) to s27(E)

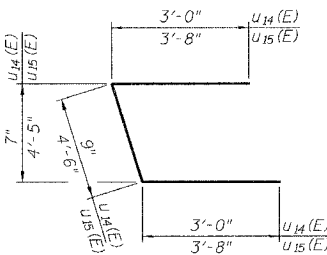
BAR h27 (E)



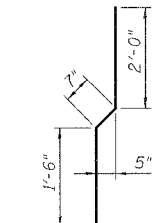
Bar	A	B
u10(E)	3'-2"	2'-8"
u11(E)	2'-4"	2'-8"
u12(E)	2'-6"	2'-2"
u13(E)	3'-4"	2'-2"

BAR u10(E) TO u13(E)

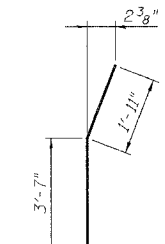
BAR n11 (E)



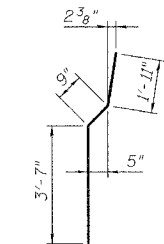
BARS u14 (E) & u15 (E)



BAR v11 (E)



BAR v14 (E)

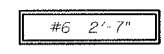


BAR v15 (E)

NORTH ABUTMENT
BILL OF MATERIAL

Bar	No.	Size	Length	Shape
d10 (E)	36	#5	2'-8"	
h20 (E)	22	#6	23'-2"	
h21 (E)	12	#6	20'-4"	
h22 (E)	6	#5	25'-11"	
h25 (E)	10	#4	11'-9"	
h26 (E)	6	#4	11'-8"	
h27 (E)	12	#5	6'-0"	
h28 (E)	6	#5	16'-7"	
h29 (E)	6	#6	13'-4"	
h30 (E)	2	#6	19'-4"	
n10 (E)	11	#6	10'-4"	
n11 (E)	6	#6	5'-2"	
p10 (E)	8	#7	25'-11"	
p12 (E)	6	#7	13'-6"	
p13 (E)	8	#7	16'-7"	
s25 (E)	68	#4	15'-11"	
s26 (E)	11	#4	11'-5"	
s27 (E)	4	#4	16'-3"	
u10 (E)	22	#4	8'-6"	
u11 (E)	24	#4	7'-8"	
u12 (E)	1	#4	6'-10"	
u13 (E)	1	#4	7'-8"	
u14 (E)	2	#5	4'-3"	
u15 (E)	7	#6	8'-8"	
v10 (E)	86	#4	5'-0"	
v11 (E)	43	#4	4'-1"	
v12 (E)	43	#5	3'-4"	
v13 (E)	12	#6	6'-4"	
v14 (E)	3	#6	5'-6"	
v15 (E)	10	#6	6'-3"	
Structure Excavation		Cu. Yd.	48	
Concrete Structures		Cu. Yd.	38.0	
Reinforcement Bars, Epoxy Coated		Pounds	4,960	
Furnishing Steel Piles HPI0x42		Foot	635	
Driving Steel Piles		Foot	635	
Metal Shoes		Each	13	
Concrete Removal		Cu. Yd.	14.2	
Porous Granular Embankment, Special		Cu. Yd.	58	
Bridge Seat Sealer		Sq. Ft.	115	
Geocomposite Wall Drain		Sq. Yd.	36	
Pipe Underdrain for Structures, 4"		Foot	66	

MIN. BAR LAPS



- Notes:
- Reinforcement bars designated (E) shall be epoxy coated.
 - Work this sheet with Sheet Nos. 29 & 31.
 - For details of Bar Splicers, See Sheet 36.

LEGEND

- Existing Pile
- Existing Concrete Removal
- E.F. Each Face
- E.E. Each End



NORTH ABUTMENT WIDENING II
I-55 OVER EJ&E R.R.
FAI ROUTE 55-SEC. 2006-032 BY
WILL COUNTY
STA. 609+29.37
STRUCTURE NO. 099-0018 (NB)
STRUCTURE NO. 099-0019 (SB)

DESIGNED	J.BRISBOIS
CHECKED	J.GRAINAWI
DRAWN	S.CHELBIAN
CHECKED	J.GRAINAWI

Date: 7/21/2006

7/18/2006 5:31:02 PM C:\16817A\Struct\Gad\Pre-Final\I&E RRR\Final Bridge Contract\02206-60B86-000-000-030.dgn