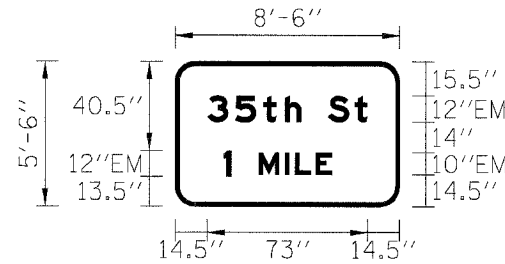


F.A.I. RTE.	SECTION	COUNTY	TOTAL SHEETS	SHEET NO.
94/90	*	COOK	565	118
STA.	TO STA.			
FED. ROAD DIST. NO.	ILLINOIS	FED. AID PROJECT		
62301	*1818, ETC, 2324.6-1P/R-10			

SIGN DETAIL
1:100



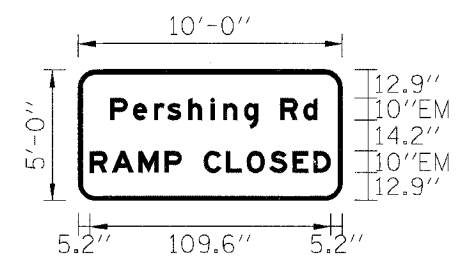
SIGN NUMBER	name
WIDTH x HGHT.	8'-6" x 5'-6"
BORDER WIDTH	2"
CORNER RADIUS	9"
MOUNTING	GM
BACKGROUND	TYPE: Reflective COLOR: Green
LEGEND/BORDER	TYPE: Reflective COLOR: White /Pure White

SYMBOL	X	Y	WID	HT

Panel Style: guide_exp_advance_b.ssi
Dimensions are in inches.tenths
Letter locations are panel edge to lower left corner

LETTER POSITIONS (X)										LENGTH	SERIES/SIZE
3	5	t	h		S	t				73	EM12.9
14.5	27.2	39.9	49.7	57.4	69.3	81.4					
1	M	I	L	E						49.4	EM12,EM10.1
21.9	37.9	49.8	54.4	63.9							

SIGN DETAIL
1:100



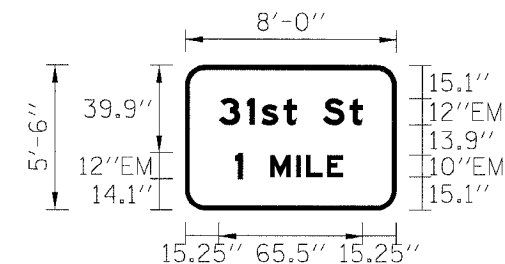
SIGN NUMBER	name
WIDTH x HGHT.	10'-0" x 5'-0"
BORDER WIDTH	2"
CORNER RADIUS	8"
MOUNTING	GM
BACKGROUND	TYPE: Reflective COLOR: Green
LEGEND/BORDER	TYPE: Reflective COLOR: White /Pure White

SYMBOL	X	Y	WID	HT

Panel Style: guide_exp_advance_b.ssi
Dimensions are in inches.tenths
Letter locations are panel edge to lower left corner

LETTER POSITIONS (X)										LENGTH	SERIES/SIZE
P	e	r	s	h	i	n	g	R	d	94.3	EM107.5
14.4	24.8	34.4	40.5	49.9	60.1	65.9	75.4	81.8	91.8		
R	A	M	P	C	L	O	S	E	D	109.6	EM10
5.2	15.2	27.3	39.1	47	57	67.1	76.5	86.8	97.4		

SIGN DETAIL
1:100



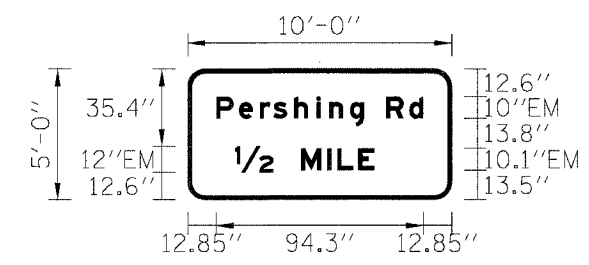
SIGN NUMBER	name
WIDTH x HGHT.	8'-0" x 5'-6"
BORDER WIDTH	2"
CORNER RADIUS	9"
MOUNTING	GM
BACKGROUND	TYPE: Reflective COLOR: Green
LEGEND/BORDER	TYPE: Reflective COLOR: White /Pure White

SYMBOL	X	Y	WID	HT

Panel Style: guide_exp_advance_b.ssi
Dimensions are in inches.tenths
Letter locations are panel edge to lower left corner

LETTER POSITIONS (X)										LENGTH	SERIES/SIZE
3	1	s	t		S	t				65.5	EM12.9
15.3	27.9	34.6	44.6	50.6	62.6	74.7					
1	M	I	L	E						49.1	EM12,EM10
22.6	38.7	50.4	55	64.4							

SIGN DETAIL
1:100



SIGN NUMBER	name
WIDTH x HGHT.	10'-0" x 5'-0"
BORDER WIDTH	2"
CORNER RADIUS	8"
MOUNTING	GM
BACKGROUND	TYPE: Reflective COLOR: Green
LEGEND/BORDER	TYPE: Reflective COLOR: White /Pure White

SYMBOL	X	Y	WID	HT

Panel Style: guide_exp_advance_b.ssi
Dimensions are in inches.tenths
Letter locations are panel edge to lower left corner

LETTER POSITIONS (X)										LENGTH	SERIES/SIZE
P	e	r	s	h	i	n	g	R	d	94.3	EM107.5
12.9	23.3	32.8	38.9	48.3	58.5	64.3	73.8	80.2	90.2		
1/2	M	I	L	E						63.5	EM12,EM10.1
21.4	51.5	63.4	68	77.5							

REVISIONS	
NAME	DATE

TIS-03
ILLINOIS DEPARTMENT OF TRANSPORTATION
F.A.I. 90/94 (DAN RYAN EXPRESSWAY)
GARFIELD BLVD TO 31ST STREET (NB LOCAL LANES)
TEMPORARY SIGN PANEL DETAILS
SCALE: NONE
DATE: 06/09/06
DRAWN BY: RV
CHECKED BY: AS