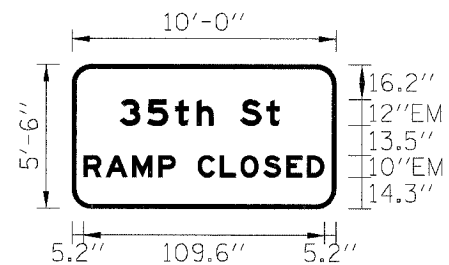


F.A.I. RTE.	SECTION	COUNTY	TOTAL SHEETS	SHEET NO.
94/90	*	COOK	565	119
STA.		TO STA.		
FED. ROAD DIST. NO.		ILLINOIS FED. AID PROJECT		
62301		*(1818, ETC, 2324.6-1P)R-10		

SIGN DETAIL
1:100



SIGN NUMBER	name
WIDTH x HGHT.	10'-0" x 5'-6"
BORDER WIDTH	2"
CORNER RADIUS	9"
MOUNTING	GM
BACKGROUND	TYPE: Reflective
	COLOR: Green
LEGEND/BORDER	TYPE: Reflective
	COLOR: White /Pure White

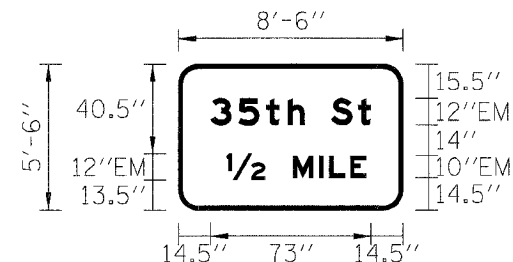
SYMBOL	X	Y	WID	HT

Panel Style: guide_exp_advance_b.ssi
Dimensions are in inches.tenths

Letter locations are panel edge to lower left corner

LETTER POSITIONS (X)												LENGTH	SERIESIZE
3	5	t	h	S	t							73	EM129
21.4	34.1	46.8	56.6	64.3	76.3	88.4							
R	A	M	P	C	L	O	S	E	D			109.6	EM10
5.2	15.2	27.3	39.1	47	57	67.1	76.5	86.8	97.4	106.8			

SIGN DETAIL
1:100



SIGN NUMBER	4551+6
WIDTH x HGHT.	8'-6" x 5'-6"
BORDER WIDTH	2"
CORNER RADIUS	9"
MOUNTING	GM
BACKGROUND	TYPE: Reflective
	COLOR: Green
LEGEND/BORDER	TYPE: Reflective
	COLOR: White

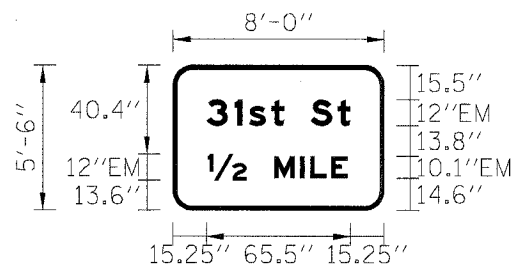
SYMBOL	X	Y	WID	HT

Panel Style: guide_exp_advance_b.ssi
Dimensions are in inches.tenths

Letter locations are panel edge to lower left corner

LETTER POSITIONS (X)												LENGTH	SERIESIZE
3	5	t	h	S	t							73	EM129
14.5	27.2	39.9	49.7	57.4	69.3	81.4							
1/2	M	I	L	E								63.5	EM12,EM10
21.9	51.9	63.8	68.4	77.9									

SIGN DETAIL
1:100



SIGN NUMBER	name
WIDTH x HGHT.	8'-0" x 5'-6"
BORDER WIDTH	2"
CORNER RADIUS	9"
MOUNTING	GM
BACKGROUND	TYPE: Reflective
	COLOR: Green
LEGEND/BORDER	TYPE: Reflective
	COLOR: White /Pure White

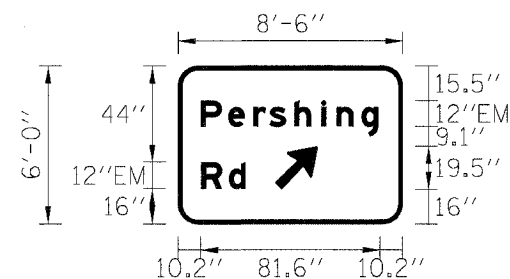
SYMBOL	X	Y	WID	HT

Panel Style: guide_exp_advance_b.ssi
Dimensions are in inches.tenths

Letter locations are panel edge to lower left corner

LETTER POSITIONS (X)												LENGTH	SERIESIZE
3	t	s	t	S	t							65.5	EM129
15.3	27.9	34.6	44.6	50.6	62.6	74.7							
1/2	M	I	L	E								63.5	EM12,EM10.1
15.9	45.9	57.8	62.4	71.9									

SIGN DETAIL
1:100



SIGN NUMBER	4569+25
WIDTH x HGHT.	8'-6" x 6'-0"
BORDER WIDTH	2"
CORNER RADIUS	9"
MOUNTING	GM
BACKGROUND	TYPE: Reflective
	COLOR: Green
LEGEND/BORDER	TYPE: Reflective
	COLOR: White

SYMBOL	X	Y	WID	HT
ARMED	43.9	15.6	16	25.2

Panel Style: guide_exp_advance_b.ssi
Dimensions are in inches.tenths

Letter locations are panel edge to lower left corner

LETTER POSITIONS (X)												LENGTH	SERIESIZE
P	e	r	s	h	i	n	g					81.6	EM129
10.2	22.7	34.1	41.5	52.8	65	71.9	83.3	91					
R	d											20.4	EM129
10.3	23												

REVISIONS	
NAME	DATE

ILLINOIS DEPARTMENT OF TRANSPORTATION
F.A.I. 90/94 (DAN RYAN EXPRESSWAY)
GARFIELD BLVD TO 31ST STREET (NB LOCAL LANES)
TEMPORARY SIGN PANEL DETAILS

SCALE: NONE
DATE: 06/09/06
DRAWN BY: RV
CHECKED BY: AS