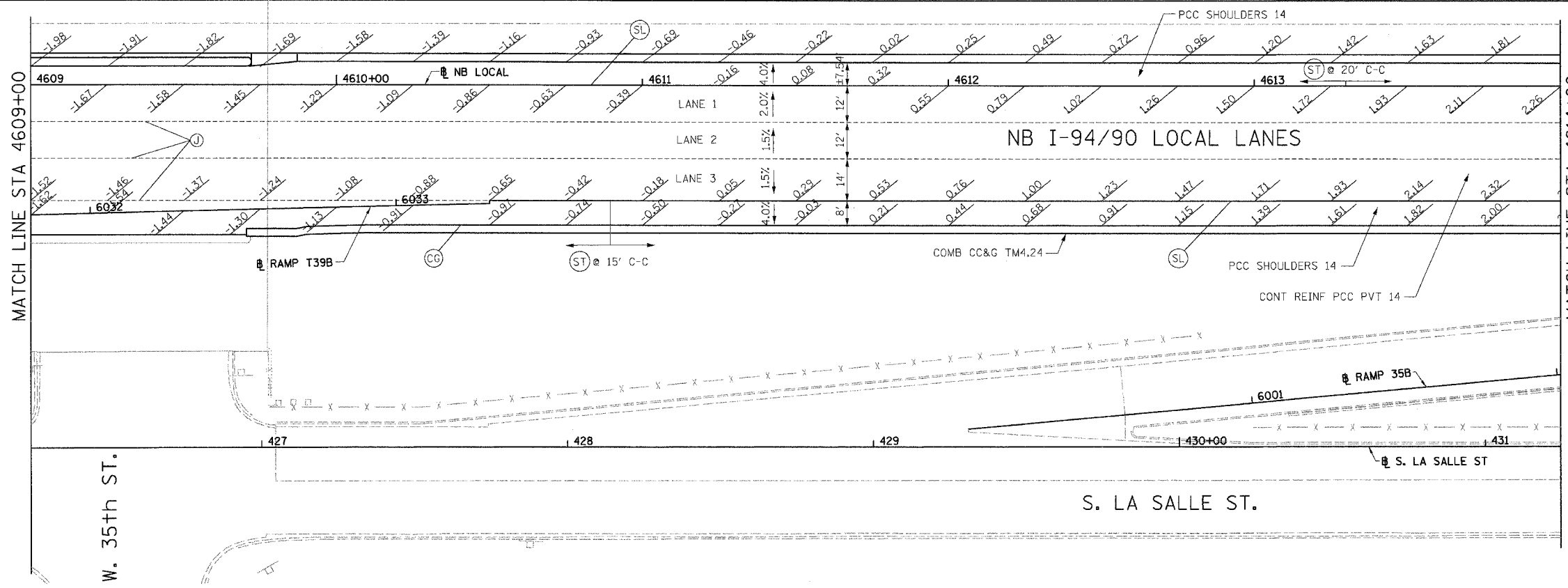
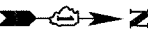
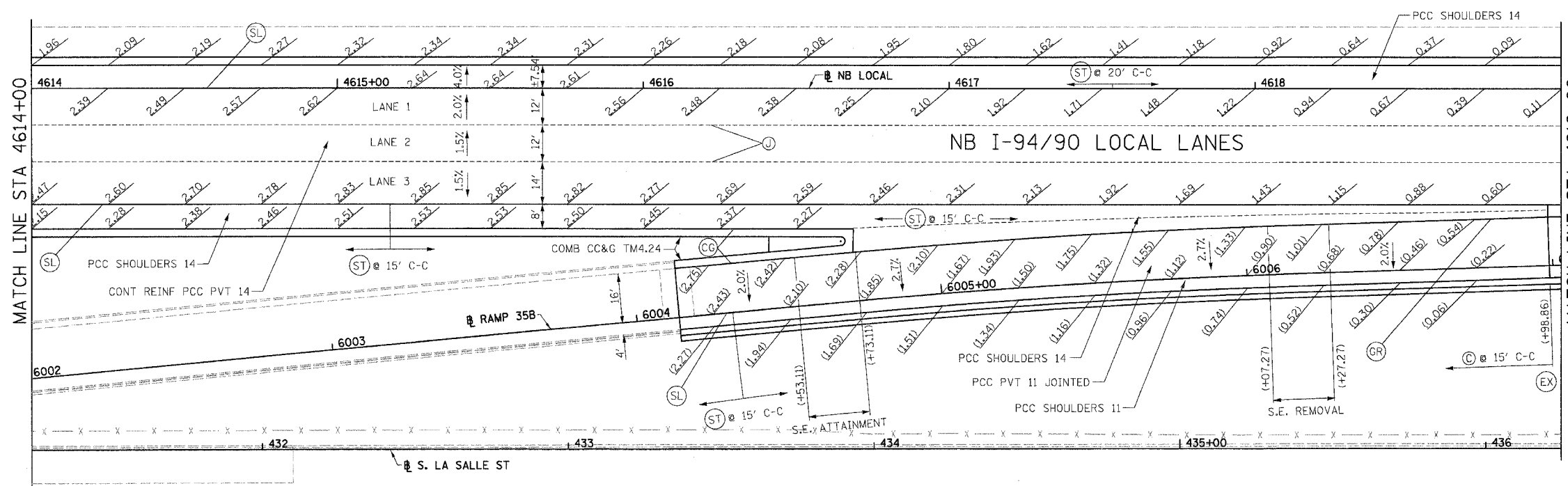


F.A.I.	SECTION	COUNTY	TOTAL SHEETS	SHEET NO.
94/90		COOK	565	221
STA.	TO STA.			
FED. ROAD DIST. NO.	ILLINOIS	FED. AID PROJECT		
62301	• (2021-922 PT2 ETC 2324.6-1P) R-10			




- LEGEND:
- (CG) LONGITUDINAL CONSTRUCTION JOINT PER STANDARD 606001 WITH DRILLED & GROUTED 24" LONG TIE BARS
 - (C) SAWED TRANSVERSE CONSTRUCTION JOINT PER STANDARD 420001 WITH HOT POUR SEAL
 - (EX) TRANSVERSE EXPANSION JOINT PER STANDARD 420001
 - (GR) NO BARS, KEYED LONGITUDINAL CONSTRUCTION JOINT WITH ALL KEYS FACING ONE DIRECTION ALONG INSIDE EDGE OF RAMP PAVEMENT AND SURROUNDING SHOULDER GORE
 - (F) LONGITUDINAL CONSTRUCTION JOINT WITH DRILLED & GROUTED #8 DEFORMED EPOXY COATED TIE BARS, 24" LONG AT 24" C-C
 - (J) LONGITUDINAL SAWED JOINT PER STANDARD 420001
 - (SL) LONGITUDINAL CONSTRUCTION JOINT PER STANDARD 483001 EXCEPT FOR DRILLED & GROUTED 30" LONG #8 TIE BARS
 - (ST) SAWED TRANSVERSE SHOULDER CONTRACTION JOINT PER STANDARD 483001 (MATCH RAMP PAVEMENT JOINTS IN GORE AREAS)
 - SPACED 15' C-C ALONG OUTSIDE SHOULDER
 - SPACED 20' C-C AT ALL OTHER LOCATIONS



FOR PARTIAL WIDTH FRONTAGE ROAD IMPROVEMENTS, EITHER MATCH TRANSVERSE JOINT SPACING OF EXISTING PAVEMENT WITH NEWLY INSTALLED TRANSVERSE JOINTS OR PLACE NEWLY INSTALLED TRANSVERSE JOINTS AT 15'-0" INTERVALS. PLACE NEWLY INSTALLED TRANSVERSE JOINTS AT THE GREATER OF THESE TWO INTERVALS. SEE DETAIL SHEETS RDT-18A AND RDT-18B FOR PCC BASE COURSE JOINT DETAILS. (INCLUDED IN THE COST OF PORTLAND CEMENT CONCRETE BASE COURSE 9")

- NOTES:
- ELEVATION STATIONED OFF OF NB I-94/90 LOCAL LANES OR S. LA SALLE ST.
 - (•••) ELEVATION STATIONED OFF OF RAMP ALIGNMENT
 - SEE ALIGNMENT AND TIES SHEETS FOR CURVE INFORMATION
 - SEE ROADWAY PLAN SHEETS FOR BEGINNING AND END TAPER STATIONS AND TAPER RATES.
 - PAVEMENT ELEVATIONS ALONG EDGE OF PAVEMENTS, EDGE OF SHOULDERS, GORES, RAMPS AND IN AREAS OF SUPERELEVATION TRANSITION ARE PROVIDED AT 25' INTERVALS, FOR ALL ELEVATIONS, REFER TO THE PROFILES AND TYPICAL SECTIONS.
 - SEE ROADWAY DETAIL RDT-8 FOR THE TYING OF THE MEDIAN BARRIER BASE TO THE PCC SHOULDER.



JE-15

BOWMAN, BARRETT & ASSOCIATES INC.
CONSULTING ENGINEERS
Chicago, Illinois
312.228.0100
www.bbainc.com

REVISIONS	
NAME	DATE
REVISED	6/23/06

ILLINOIS DEPARTMENT OF TRANSPORTATION
F.A.I. 94/90 (DAN RYAN EXPRESSWAY)
GARFIELD BLVD TO 31ST STREET (NB LOCAL LANES)
PAVEMENT JOINTING
AND ELEVATION PLANS

SCALE: 1"=20'
DATE: 06/09/06

DRAWN BY: JDC
CHECKED BY: RS

6/23/2006 10:40:00 AM