F.A.I. RTE.	SECTION	COUNTY	TOTAL SHEETS	SHEET NO.
94/90	*	COOK	565	250
STA.		TO STA.		
FED. ROAD DIST. NO.	ILLINOIS	FED. AID PROJECT		

* 62301 (2021-922 PT2 ETC 2324.6-1P) R-10

SIGN DETAIL

1:100

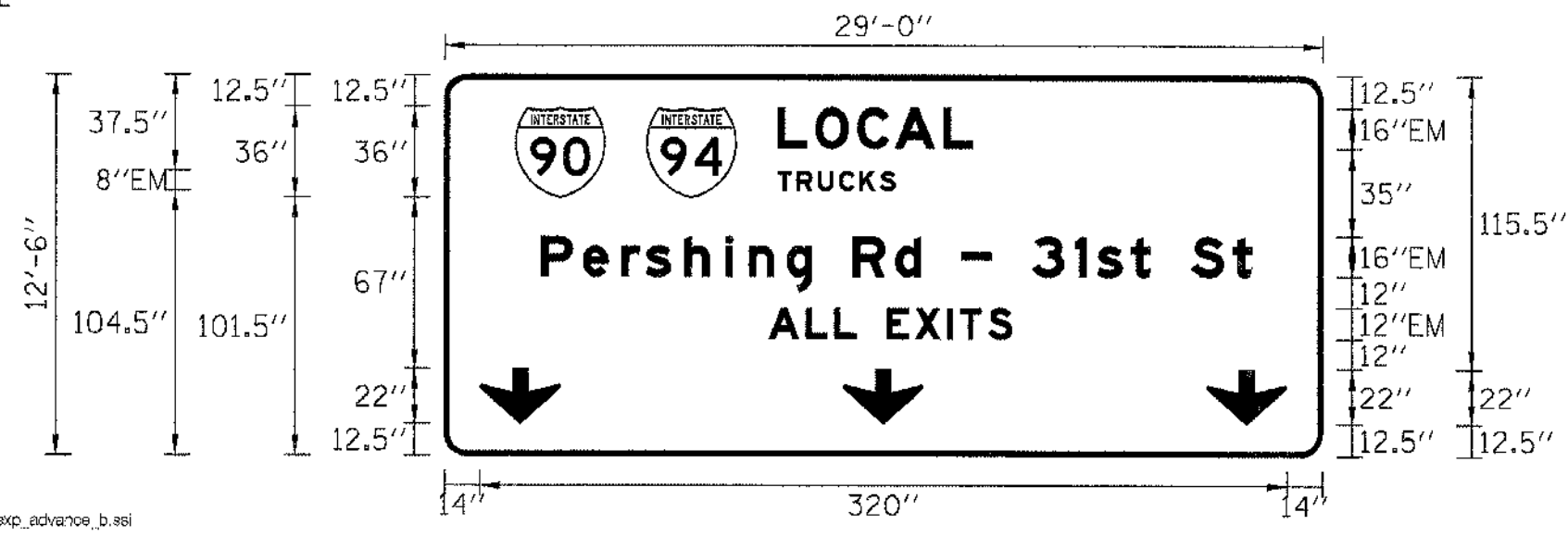

Panel Style: guide_exp_advance_b.ssi
Dimensions are in inches.tenths

Letter locations are panel edge to lower left corner

SIGN NUMBER	1B016I094L056.60
WIDTH x HGHT.	29'-0" x 12'-6"
BORDER WIDTH	2"
CORNER RADIUS	9"
MOUNTING	Overhead
BACKGROUND	TYPE: Reflective
	COLOR: Green
LEGEND/BORDER	TYPE: Reflective
	COLOR: White

SYMBOL	X	Y	WID	HT
M1_1	27.6	101.4	36	36
M1_1	79.8	101.4	36	36
ARDOWN	14	12.5	32	22
ARDOWN	158	12.5	32	22
ARDOWN	302	12.5	32	22

LETTER POSITIONS (X)

																					LENGTH	SERIES/SIZE
L	O	C	A	L																		EM16
131.8	146.9	163.4	178.4	197.7																	77.6	
T	R	U	C	K	S																	EM8
131.8	139.4	147.8	156.2	164.3	172.4																47.1	
P	e	r	s	h	i	n	g		R	d		-		3	1	s	t		S	t		EM16/12
38.1	54.7	70	79.6	84.9	111.1	120.4	135.5	145.8	161.8	178.7	188.9	204.9	216.9	232.9	249.8	258.7	272	280	296	312.1	262.1	
A	L	L		E	X	I	-	S														EM12
128.6	143	154.3	163.1	175.1	186.4	199.3	204.1	215.4													96.6	

SIGN DETAIL

1:100

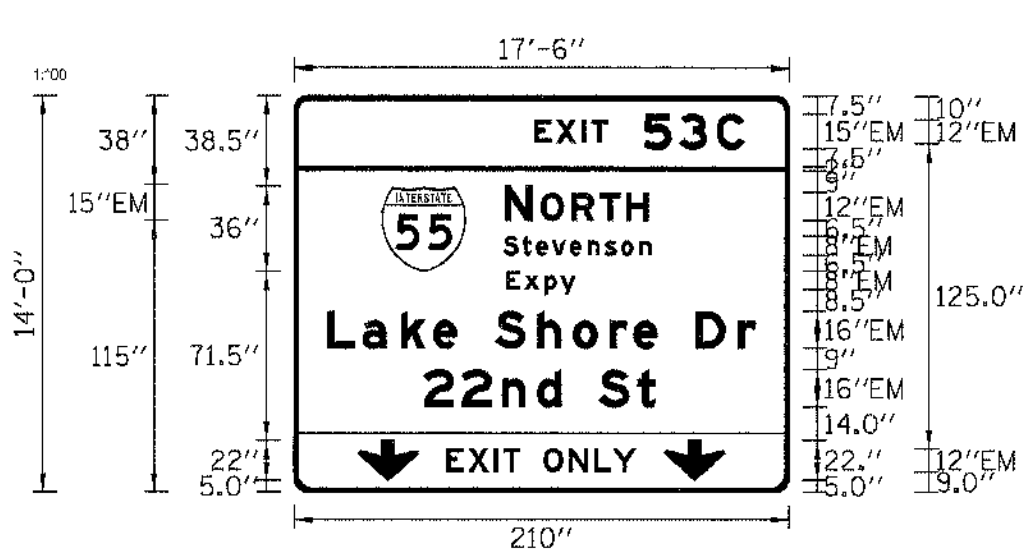

Panel Style: guide_exp_advance_b.ssi
Dimensions are in inches.tenths

Letter locations are panel edge to lower left corner

SIGN NUMBER	1B016I094L054.72 LT
WIDTH x HGHT.	17'-6" x 14'-0"
BORDER WIDTH	2"
CORNER RADIUS	9"
MOUNTING	Overhead
BACKGROUND	TYPE: Reflective
	COLOR: Green/Yellow
LEGEND/BORDER	TYPE: Reflective
	COLOR: White /Black

SYMBOL	X	Y	WID	HT
M1_1	37	98.5	36	36
ARDOWN	33	5	32	22
ARDOWN	177	5	32	22

LETTER POSITIONS (X)

													LENGTH	SERIES/SIZE
E	X	I	T	5	3	C								EM10,EM15
101.7	111.1	121.7	125.8	148.1	163.2	179.1							89.4	
N	O	R	T	H										EM15,EM12
89	104.4	117.4	129.5	140.8									61.3	
S	t	e	v	e	n	s	o	n						EM8/6
88.6	96.6	102.5	109.3	116.8	124.4	131.8	138.6	146.3					62.9	
E	x	p	y											EM8/6
89.9	97.7	106.3	112.9										29.5	
L	a	k	e		S	h	o	r	e		D	r		EM16/12
14	29	45.3	58.9	69.2	85.2	103.1	118.2	133.7	143.9	154.1	170.1	188.2	182.1	
2	2	n	d		S	t								EM16/12
54.8	70.9	87.9	103	113.3	129.3	145.4							98.6	
E	X	I	T		O	N	L	Y						EM12
64.6	74	84.7	88.5	95.9	105.9	116.7	127.3	135.3					80.6	

SIGN DETAIL

1:75

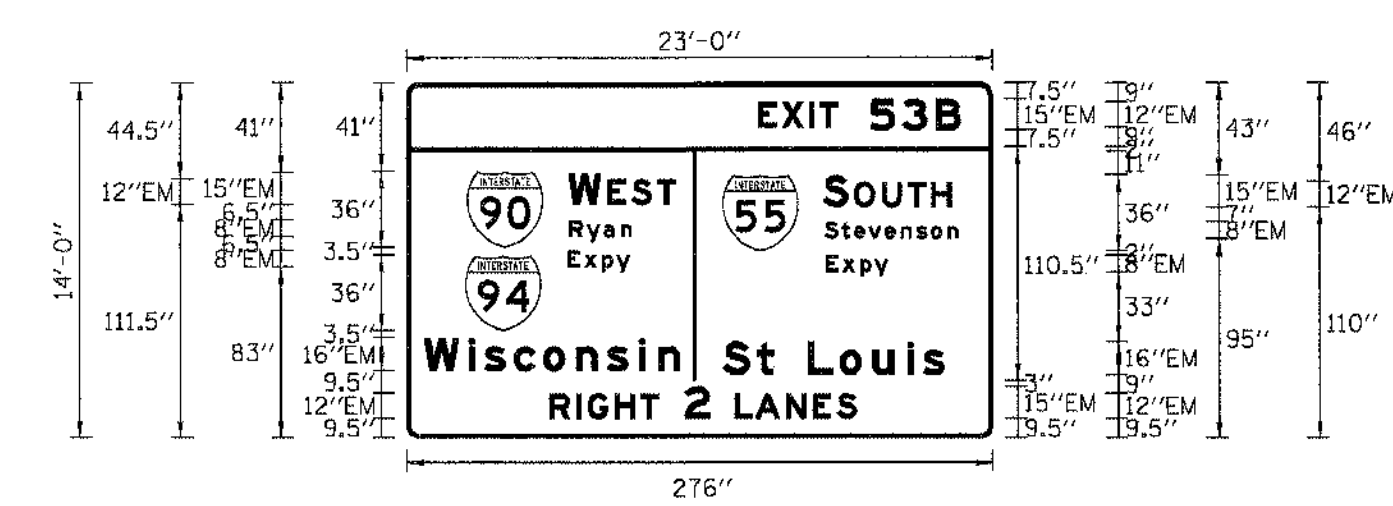

Panel Style: guide_exp_advance_b.ssi
Dimensions are in inches.tenths

Letter locations are panel edge to lower left corner

SIGN NUMBER	1B016I094L055.73 CN
WIDTH x HGHT.	23'-0" x 14'-0"
BORDER WIDTH	2"
CORNER RADIUS	9"
MOUNTING	Overhead
BACKGROUND	TYPE: Reflective
	COLOR: Green
LEGEND/BORDER	TYPE: Reflective
	COLOR: White

SYMBOL	X	Y	WID	HT
M1_1	28.4	91	36	36
M1_1	148.7	89.2	36	36
M1_1	27.5	51.3	36	36

LETTER POSITIONS (X)

											LENGTH	SERIES/SIZE
E	X	I	T	5	3	B						EM12,EM15
165.5	176.8	189.6	194.5	218.3	233.4	249.2					95.7	
W	E	S	T									EM15,EM12
76.1	94.6	105.9	118								50.7	
S	O	U	T	H								EM15,EM12
196	210.8	223.8	235.8	247.1							60.7	
R	y	a	n									EM8/6
76.5	84.8	92.8	101								29.6	
S	t	e	v	e	n	s	o	n				EM8/6
196.9	205	210.8	217.6	225.1	232.8	240.1	247	254.7			62.9	
E	x	p	y									EM8/6
75.6	83.5	92	98.7								29.5	
E	x	p	y									EM8/6
197.4	205.2	213.8	220.4								29.5	
W	i	s	c	o	n	s	i	n				EM16/12
8	29	36.6	50.2	64.1	79.6	94.3	109.3	118.5			120.7	
S	t		L	o	u	i	s					EM16/12
148.7	164.8	172.9	188.9	203.9	219.3	235.6	243.2				104.7	
R	I	G	H	T	2	L	A	N	E	S		EM12,EM15.1
67.1	79.7	85.2	97.8	109.9	130.6	154.3	164	178.4	191.1	202.4	145.1	

SGN-08

REVISIONS	
NAME	DATE

ILLINOIS DEPARTMENT OF TRANSPORTATION
F.A.I. 90/94 (DAN RYAN EXPRESSWAY)

GARFIELD BLVD TO 31ST STREET (NB LOCAL LANES)

SIGN PANEL DETAILS-1

SCALE: NONE
DATE: 06/09/06
DRAWN BY: RV
CHECKED BY: AS

KAM ENGINEERING, INC.
CONSULTING ENGINEERS
707A Davis Road, Suite 205
Elgin, Illinois 60123-1369

n:\660\cadd\civil\NB\sheets\ssi80093al.sht
6/7/2006 1:50:25 PM