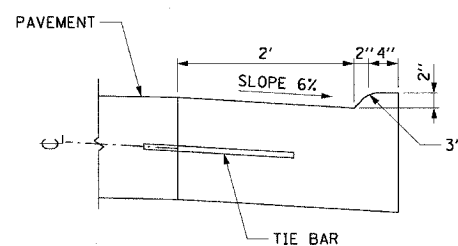
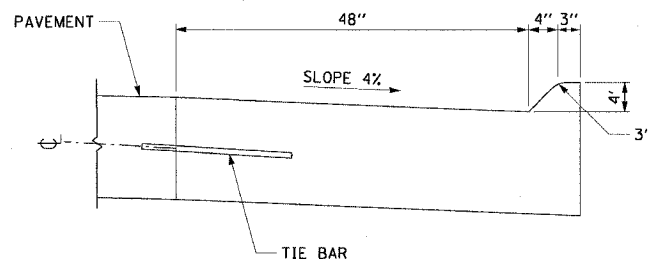


F.A.I. RTE.	SECTION	COUNTY	TOTAL SHEETS	SHEET NO.
90/94		COOK	565	337
STA.	TO STA.			
FED. ROAD DIST. NO. 1		ILLINOIS	FED. AID PROJECT	
62301	• (2021-922 PT2 ETC 2324.6-1P) R-10			

COMB CONC C&G, TY M-2.24 AND M-4.48 (MOD) DETAILS  
N.T.S.



TY M-2.24

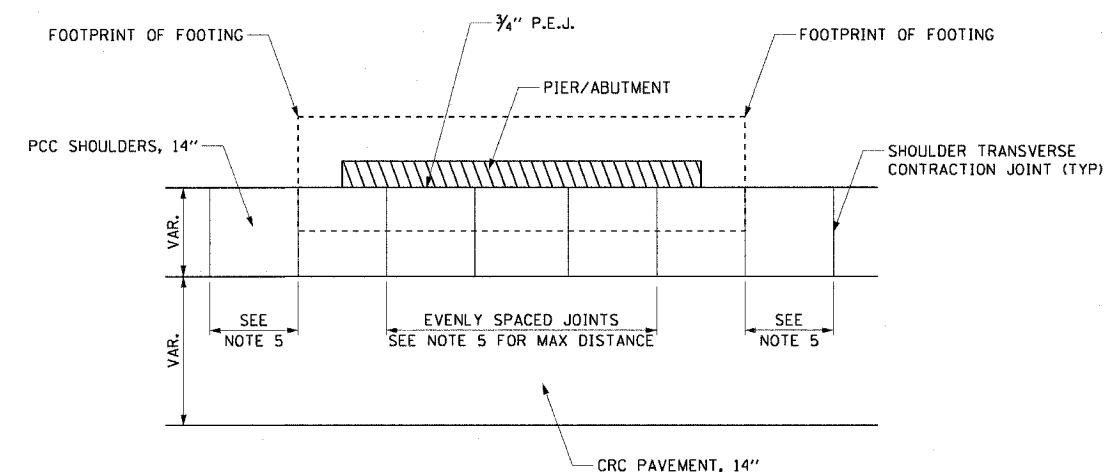


TY M-4.48 (MOD)

NOTES:

- CONTRACTOR SHALL FOLLOW IDOT HIGHWAY STANDARD 606001 FOR GENERAL NOTES AND PROCEDURES
- TIE BARS SHALL BE INCLUDED IN THE COST OF COMB CONC C&G, TY M-2.24 & TY M-4.48 (MOD).
- FOR THE TY M-2.24 C&G, THE TIE BARS SHALL BE NO. 6 DEFORMED EPOXY, 24" LONG AT 24" C-C.
- FOR THE TY M-4.48 (MOD) C&G, THE TIE BARS SHALL BE NO. 8 DEFORMED EPOXY, 30" LONG AT 24" C-C.

SHOULDER JOINTS AT PIERS AND ABUTMENTS



NOTES:

- CARE SHOULD BE TAKEN WHEN EXCAVATING NEAR AND AROUND EXISTING PIERS AND ABUTMENTS.
- THE CONTRACTOR SHALL VERIFY THE FOOTPRINT OF THE FOOTING DURING EXCAVATION.
- THE MINIMUM WIDTH BETWEEN SHOULDER TRANSVERSE CONTRACTION JOINTS SHOULD BE NO LESS THAN 7' C-C.
- 1/4" P.E.J. SHALL BE INCLUDED IN THE COST OF PCC SHOULDERS, 14".
- THE SPACING OF THE SHOULDER TRANSVERSE CONTRACTION JOINT SHALL BE 20' C-C ALONG THE INSIDE SHOULDER AND 15' C-C ALONG THE OUTSIDE SHOULDER.

CTE | AECOM

REVISIONS	
NAME	DATE

ILLINOIS DEPARTMENT OF TRANSPORTATION  
F.A.I. 90/94 (DAN RYAN EXPRESSWAY)  
GARFIELD BLVD TO 31ST STREET (NB LOCAL LANES)  
**ROADWAY DETAILS**  
MOUNTABLE CURB & GUTTER DETAILS  
SHOULDER JOINTS AT PIER/ABUTMENT  
SCALE: NONE  
DATE: June 9, 2006  
DRAWN BY: NJH  
CHECKED BY: RMC

RDT-7

14:31 PM  
6/7/2006