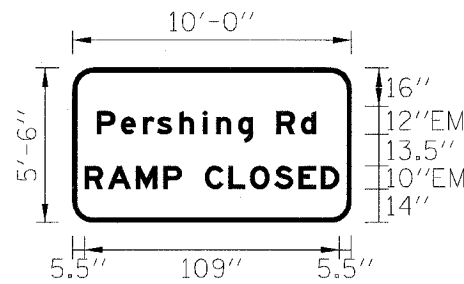


F.A.I. RTE.	SECTION	COUNTY	TOTAL SHEETS	SHEET NO.
94/90	•	COOK	588	125
STA.		TO STA.		
FED. ROAD DIST. NO.		ILLINOIS FED. AID PROJECT		
*62303 (2021-922 FT2 ETC 2324.6-1P) R-11				

SIGN DETAIL
1:100



SIGN NUMBER	TS108-01
WIDTH x HGHT.	10'-0" x 5'-6"
BORDER WIDTH	2"
CORNER RADIUS	9"
MOUNTING	GM
BACKGROUND	TYPE: Reflective COLOR: Green
LEGEND/BORDER	TYPE: Reflective COLOR: White

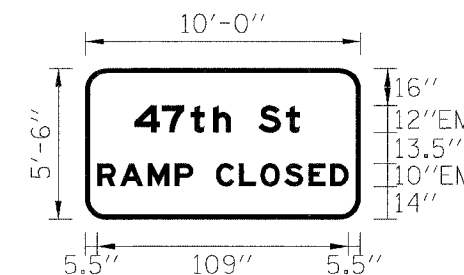
SYMBOL	X	Y	WID	HT

Panel Style: guide_exp_advance_b.ssi
Dimensions are in inches.tenths.

Letter locations are panel edge to lower left corner

LETTER POSITIONS (X)													LENGTH	SERIES/SIZE		
P	e	r	s	h	i	n	g		R	d						EM107.5
10.4	20.8	30.4	36.5	45.9	56.1	61.9	71.4	77.8	87.8	98.3						94.3
R	A	M	P		C	L	O	S	E	D						EM10
5.2	15.2	27.3	39.1	47	57	67.1	76.5	86.8	97.4	106.8						109.6

SIGN DETAIL
1:100



SIGN NUMBER	TS106-02
WIDTH x HGHT.	10'-0" x 5'-6"
BORDER WIDTH	2"
CORNER RADIUS	9"
MOUNTING	GM
BACKGROUND	TYPE: Reflective COLOR: Green
LEGEND/BORDER	TYPE: Reflective COLOR: White

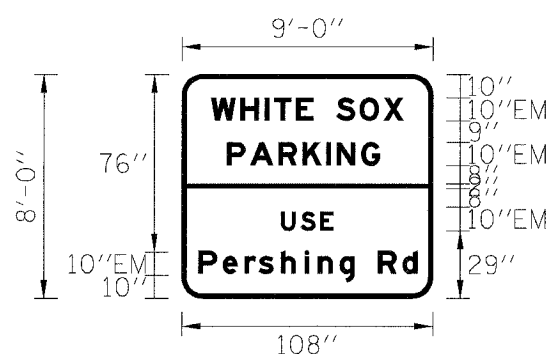
SYMBOL	X	Y	WID	HT

Panel Style: guide_exp_advance_b.ssi
Dimensions are in inches.tenths.

Letter locations are panel edge to lower left corner

LETTER POSITIONS (X)													LENGTH	SERIES/SIZE		
4	7	t	h		S	t										EM129
21.4	33.3	46	55.8	63.5	75.5	87.6										72.2
R	A	M	P		C	L	O	S	E	D						EM10
5.2	15.2	27.3	39.1	47	57	67.1	76.5	86.8	97.4	106.8						109.6

SIGN DETAIL
1:100



SIGN NUMBER	TS208-04, MP 54.32
WIDTH x HGHT.	9'-0" x 8'-0"
BORDER WIDTH	2"
CORNER RADIUS	9"
MOUNTING	GM
BACKGROUND	TYPE: Reflective COLOR: Green
LEGEND/BORDER	TYPE: Reflective COLOR: White

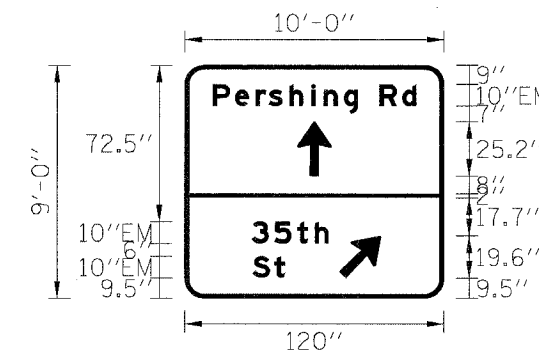
SYMBOL	X	Y	WID	HT

Panel Style: guide_exp_advance_b.ssi
Dimensions are in inches.tenths.

Letter locations are panel edge to lower left corner

LETTER POSITIONS (X)													LENGTH	SERIES/SIZE		
W	H	I	T	E		S	O	X								EM10
12.6	25.1	35.7	39.7	49.1	56.4	66.4	76.5	86.8								82.9
P	A	R	K	I	N	G										EM10
19.3	29.4	41.4	52	62.2	66.7	77.2										65.9
U	S	E														EM10
42.6	51.1	59.5														22.7
P	e	r	s	h	i	n	g		R	d						EM107.5
7.1	17.5	27.1	33.2	42.6	52.8	58.6	68	74.4	84.4	95						94.3

SIGN DETAIL
1:100



SIGN NUMBER	TS307-02
WIDTH x HGHT.	10'-0" x 9'-0"
BORDER WIDTH	2"
CORNER RADIUS	9"
MOUNTING	GM
BACKGROUND	TYPE: Reflective COLOR: Green
LEGEND/BORDER	TYPE: Reflective COLOR: White

SYMBOL	X	Y	WID	HT
ARMED	52	56.8	16	25.2
ARMED	71.4	9.5	16	25.2

Panel Style: guide_exp_advance_b.ssi
Dimensions are in inches.tenths.

Letter locations are panel edge to lower left corner

LETTER POSITIONS (X)													LENGTH	SERIES/SIZE		
P	e	r	s	h	i	n	g		R	d						EM107.5
12.9	23.3	32.8	38.9	48.3	58.5	64.3	73.8	80.2	90.2	100.7						94.3
3	5	t	h													EM107.5
31	41.5	52.1	60.3	66.6												36.4
S	t															EM107.5
31.3	41.4															15.1

REVISIONS	
NAME	DATE

TIS-08
ILLINOIS DEPARTMENT OF TRANSPORTATION
F.A.I. 90/94 (DAN RYAN EXPRESSWAY)
GARFIELD BLVD TO 31st STREET (SB LOCAL LANES)
TEMPORARY INFORMATION
SIGN PANEL DETAILS
SCALE: NONE
DATE: 06/09/06
DRAWN BY: RV
CHECKED BY: AS