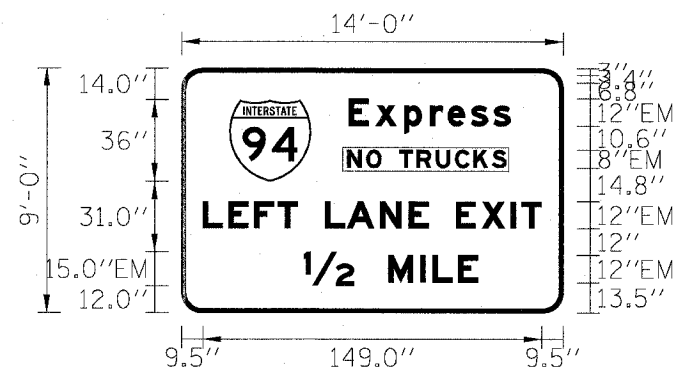


F.A.I. RTE.	SECTION	COUNTY	TOTAL SHEETS	SHEET NO.
94/90	*	COOK	598	306
STA.		TO STA.		
FED. ROAD DIST. NO. 1		ILLINOIS FED. AID PROJECT		
62302		*1818, ETC, 2324.6-IPR-9		

SIGN DETAIL

1:100



SIGN NUMBER	TIS 3556+35
WIDTH x HGHT.	14'-0" x 9'-0"
BORDER WIDTH	2"
CORNER RADIUS	9"
MOUNTING	Overhead
BACKGROUND	TYPE: Reflective COLOR: Green
LEGENDBORDER	TYPE: Reflective COLOR: White

SYMBOL	X	Y	WID	HT
M1_1	20.9	58.2	36	36


Panel Style:guide_exp_advance_b.ssi
Dimensions are in inches,tenths

Letter locations are panel edge to lower left corner

LETTER POSITIONS (X)												LENGTH	SERIESSIZE		
E	x	p	r	e	s	s							EM129		
73.4	85.3	98.1	109.4	117	127.3	137.2						71.4			
N	O		T	R	U	C	K	S					EM8		
72.9	81.3	87.9	95.9	103.4	111.9	120.3	128.4	136.5				70.2			
L	E	F	T		L	A	N	E	E	X	I	T		EM12	
9.3	20.6	31.9	42.4	51.2	63.2	72.8	87.3	99.9	108.7	120.7	132	144.8	149.7	149.2	
12	M	I	L	E											EM15.1,EM12
53.9	91	105.1	110.5	121.8										76.8	

SIGN DETAIL

1:100



SIGN NUMBER	TIS 3529+30
WIDTH x HGHT.	13'-0" x 10'-6"
BORDER WIDTH	2"
CORNER RADIUS	9"
MOUNTING	Overhead
BACKGROUND	TYPE: Reflective COLOR: Green /Yellow
LEGENDBORDER	TYPE: Reflective COLOR: White /Black

SYMBOL	X	Y	WID	HT
M1_1	16.1	78.7	36	36
ARDOWN	61.4	4.7	25	17.2

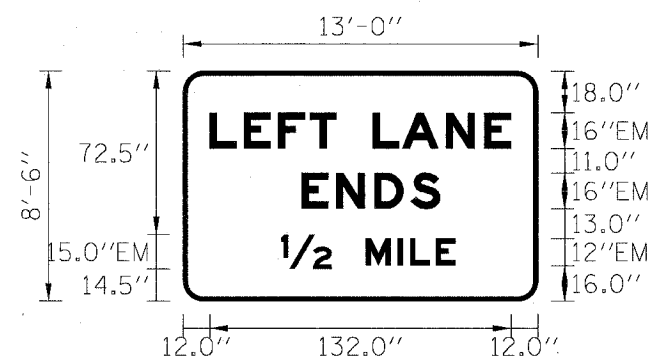
Panel Style:guide_exp_advance_b.ssi
Dimensions are in inches,tenths

Letter locations are panel edge to lower left corner

LETTER POSITIONS (X)												LENGTH	SERIESSIZE
E	x	p	r	e	s	s							EM129
68.6	80.4	93.1	104.5	112.1	122.4	132.3						71.4	
N	O		T	R	U	C	K	S					EM8
68	76.4	83	91	98.6	107	115.4	123.4	131.6				70.2	
N	E	X	T		E	X	I	T					EM12
28.8	41.4	52.7	64.7	73.5	85.5	96.8	109.6	114.5				94.5	
7	I	S	T		S	T							EM129
38.2	50.3	56.9	66.9	72.9	84.9	97						64.9	
E	X	I	T										E10
25.2	34.6	45.3	49.1									31.2	
O	N	L	Y										E10
91.4	102.3	112.8	120.8									39.4	

SIGN DETAIL

1:100



SIGN NUMBER	TIS 3566+23
WIDTH x HGHT.	13'-0" x 8'-6"
BORDER WIDTH	2"
CORNER RADIUS	9"
MOUNTING	Overhead
BACKGROUND	TYPE: Reflective COLOR: Green
LEGENDBORDER	TYPE: Reflective COLOR: White

SYMBOL	X	Y	WID	HT

Panel Style:guide_exp_advance_b.ssi
Dimensions are in inches,tenths

Letter locations are panel edge to lower left corner

LETTER POSITIONS (X)												LENGTH	SERIESSIZE
L	E	F	T		L	A	N	E					EM16
11.7	26.8	41.8	55.8	67.5	83.5	96.4	115.7	132.5				132.5	
E	N	D	S										EM16
52.2	67.3	84.1	100.2									61.1	
12	M	I	L	E									EM15.1,EM12
43.2	80.3	94.5	99.9	111.2								76.8	



REVISIONS	
NAME	DATE

ILLINOIS DEPARTMENT OF TRANSPORTATION
F.A.I. 94/90 (DAN RYAN EXPRESSWAY)
31ST STREET TO 71ST STREET
SB EXPRESS LANE RECONSTRUCTION
TEMPORARY INFORMATION SIGNING
PANEL DETAILS

SCALE: NONE
DATE: 07/07/05

DRAWN BY: MD
CHECKED BY: MSA

SGN-09

6/24/2005 3:32:22 PM