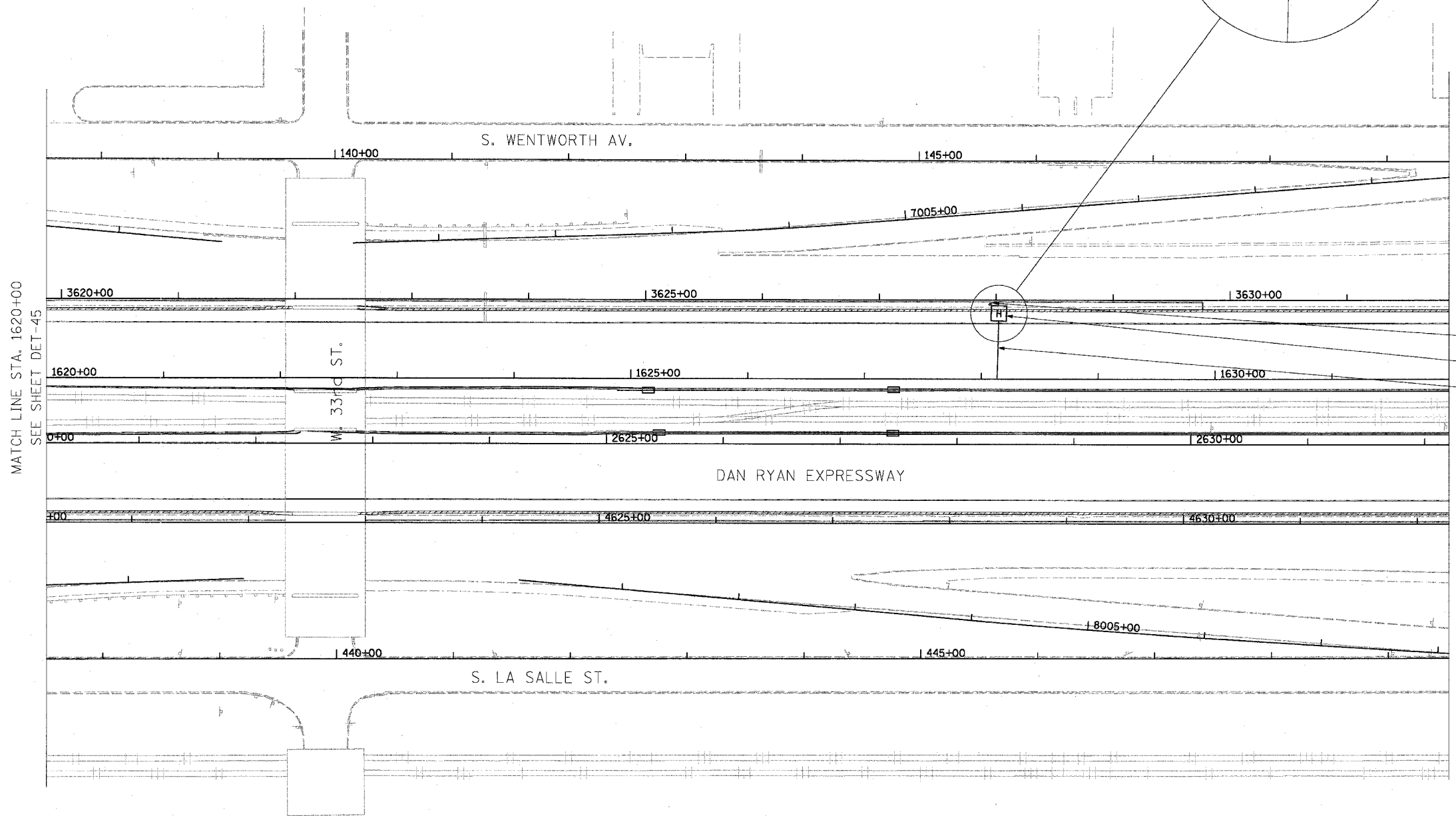
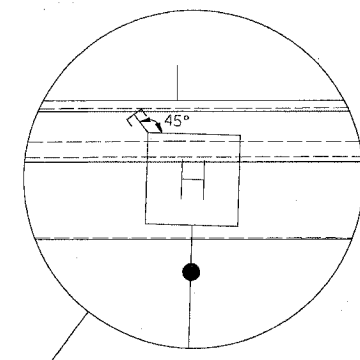
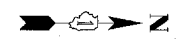


F.A.I.	SECTION	COUNTY	TOTAL SHEETS	SHEET NO.
94/90 *		COOK	598	380
STA. 1620+00	TO STA. 1632+00			
FED. ROAD DIST. NO.	ILLINOIS	FED. AID PROJECT		
62302	*1818, ETC, 2324.6-1PR-9			



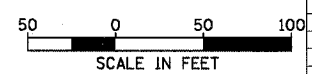
MATCH LINE STA. 1620+00  
SEE SHEET DET-45

MATCH LINE STA. 1632+00  
END OF ELECTRICAL INFRASTRUCTURE WORK

NOTE: PROVIDE 14' OF 2" GSC STUBOUT FOR FUTURE CONDUIT CONNECTION. CENTER OF STUBOUT ELEV. = -3.70  
HH 4607 TYPE S1  
STA 1628+13, 54' LT.  
3" PVC ENCASED

- NOTES:**
1. SEE DRAWING EI-100 AND EI-101 FOR ELECTRICAL SYSTEMS AND ABBREVIATIONS.
  2. UNLESS OTHERWISE STATED, ALL NOTED CABLE TO BE FURNISHED AND INSTALLED UNDER ANOTHER CONTRACT.
  3. TRENCHED CONDUITS INSTALLED IN PARALLEL ARE TO BE INSTALLED IN COMMON TRENCH.
  4. THIS SHEET ONLY DEPICTS INSTALLATION OF DETECTION/RAMP METER ELEMENTS. REFER TO SHEETS FOR OTHER SUBSYSTEMS FOR ADDITIONAL ELEMENTS IN THE AREA SHOWN.
  5. DETECTOR LOOPS INSTALLED BY OTHERS.
  6. REFER TO HANDHOLE DETAILS. SEE DRAWING DT-29.

**BOWMAN, BARRETT & ASSOCIATES INC**  
CONSULTING ENGINEERS  
Chicago, Illinois  
312.228.0100  
www.bbandainc.com



REVISIONS	
NAME	DATE

ILLINOIS DEPARTMENT OF TRANSPORTATION  
F.A.I. 94/90 (DAN RYAN EXPRESSWAY)  
31ST STREET TO 71ST STREET  
SB EXPRESS LANE RECONSTRUCTION  
ELECTRICAL INFRASTRUCTURE PLAN  
SOUTHBOUND STA. 1620+00 TO STA. 1632+00

SCALE: 1"=50'  
DATE: 07/07/05

DRAWN BY: TER  
CHECKED BY: JDC

EI-46

6/27/2005 6:44:47 PM