F.A.I.	SECTION	COUNTY	TOTAL SHEETS	SHEET NO.
94/90	• 2003-028F	COOK	419	115
STA.	TO STA.			
FED. ROAD DIST. NO.	ILLINOIS	FED. AID PROJECT		

62580

SIGN DETAIL
1:50

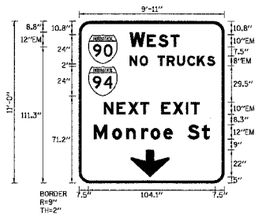

Panel Style: guide_exp_advance_b.ssi
Dimensions are in inches.tenths

Letter locations are panel edge to lower left corner

SIGN NUMBER	TS1-03
WIDTH x HGHT.	9'-11" x 11'-0"
BORDER WIDTH	2"
CORNER RADIUS	9"
MOUNTING	Overhead
BACKGROUND	TYPE: Reflective
	COLOR: Green
LEGEND/BORDER	TYPE: Reflective
	COLOR: White/Pure White

SYMBOL	X	Y	WID	HT
M1_1	7.5	97.2	24	24
M1_1	7.5	71.2	24	24
ARDOWN	42.3	5	33	22

LETTER POSITIONS (X)

																						LENGTH	SERIES-SIZE
W	E	S	T																				EM
41.5	55.6	65	75.1																			40.9	12,10
N	O		T	R	U	C	K	S															EM
41.5	49.9	56.5	64.5	72.1	80.5	88.9	97	105.1														70.2	8
N	E	X	T		E	X	I	T															EM
20.3	30.8	40.3	50.2	57.6	67.6	77	87.7	91.7														78.8	10
M	o	n	r	o	e		S	t															EM
12.1	27.2	38.8	51.1	58.7	69.3	77	88.9	101.1														95	12:9

SIGN DETAIL
1:50

Panel Style: guide_exp_advance_b.ssi
Dimensions are in inches.tenths

Letter locations are panel edge to lower left corner

SIGN NUMBER	TS1-04
WIDTH x HGHT.	10'-11" x 11'-6"
BORDER WIDTH	2"
CORNER RADIUS	9"
MOUNTING	Overhead
BACKGROUND	TYPE: Reflective
	COLOR: Green
LEGEND/BORDER	TYPE: Reflective
	COLOR: White/Pure White

SYMBOL	X	Y	WID	HT
M1_1	30.9	92.9	24	24
ARDOWN	49.8	10.2	32	22

LETTER POSITIONS (X)

																						LENGTH	SERIES-SIZE
N	O	R	T	H																			EM
65.1	76.2	87	97.1	106.5																		49.4	12,10
L	a	k	e		S	h	o	r	e		D	r											EM
8.6	18	28.2	36.7	43.1	53.	64.3	73.8	83.4	89.8	96.2	106.2	117.5										113.8	10:7.5
2	2	n	d		S	t																	EM
34.6	44.7	55.3	64.8	71.2	81.:	91.3																61.6	10:7.5

SIGN DETAIL
1:50

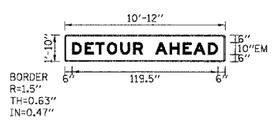

Panel Style: construction_guide.ssi
Dimensions are in inches.tenths

Letter locations are panel edge to lower left corner

SIGN NUMBER	TS16-08
WIDTH x HGHT.	10'-12" x 1'-10"
BORDER WIDTH	0.63"
CORNER RADIUS	1.5"
MOUNTING	Overhead
BACKGROUND	TYPE: Reflective
	COLOR: Orange
LEGEND/BORDER	TYPE: Reflective
	COLOR: Black

SYMBOL	X	Y	WID	HT

LETTER POSITIONS (X)

																						LENGTH	SERIES-SIZE
D	E	T	O	U	R		A	H	E	A	D												EM
6	16.6	25.3	34.7	45.5	56.1	64	74	86.1	96.6	105.4	117.4											119.5	10

SIGN DETAIL
1:50

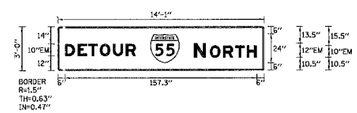

Panel Style: construction_guide.ssi
Dimensions are in inches.tenths

Letter locations are panel edge to lower left corner

SIGN NUMBER	TS16-03 & TS16-01
WIDTH x HGHT.	14'-1" x 3'-0"
BORDER WIDTH	0.63"
CORNER RADIUS	1.5"
MOUNTING	Overhead
BACKGROUND	TYPE: Reflective
	COLOR: Orange
LEGEND/BORDER	TYPE: Reflective
	COLOR: Red/Black

SYMBOL	X	Y	WID	HT
M1_1	75.8	6	24	24

LETTER POSITIONS (X)

																						LENGTH	SERIES-SIZE
D	E	T	O	U	R																		EM
6	16.5	25.3	34.7	45.5	56																	58.1	10
N	O	R	T	H																			EM
111.9	125.1	135.9	145.9	155.3																		51.4	12,10

TIS02

REVISIONS	
NAME	DATE

ILLINOIS DEPARTMENT OF TRANSPORTATION

F.A.I. 94/90 (DAN RYAN EXPRESSWAY)
NB DAN RYAN ELEVATED BRIDGE
REPAIR FROM 15TH TO 28TH STREETS
TEMPORARY INFORMATION SIGNING

SCALE: =NTS — DRAWN BY: RA
DATE: 7/22/2005 — CHECKED BY: RS

BOWMAN, BARRETT & ASSOCIATES INC.
CONSULTING ENGINEERS
Chicago, Illinois
312.228.0100
www.bbandainc.com

u:\BBDOcad\DrNP\C\Sheets\GEO_TIS02.dgn 7/21/2005 9:48:12 AM