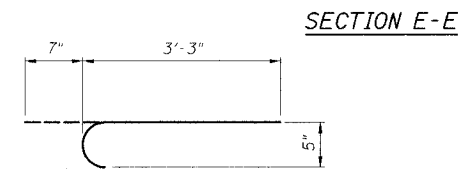
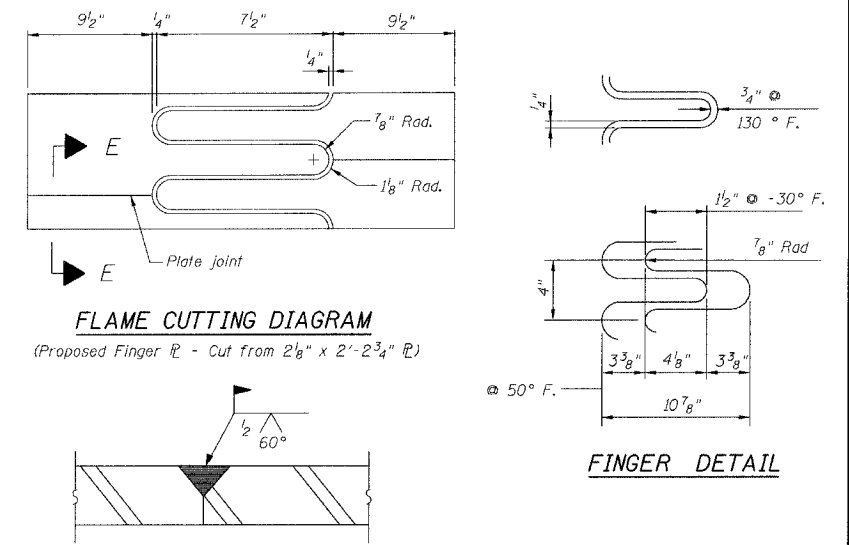
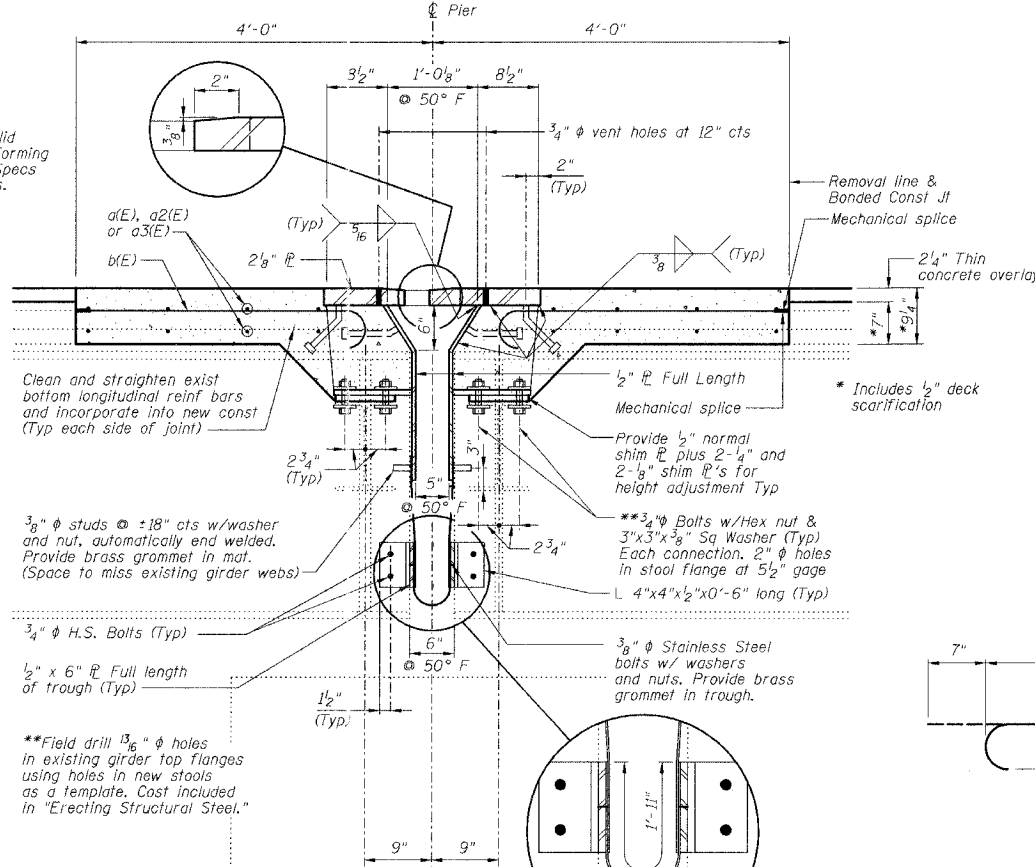
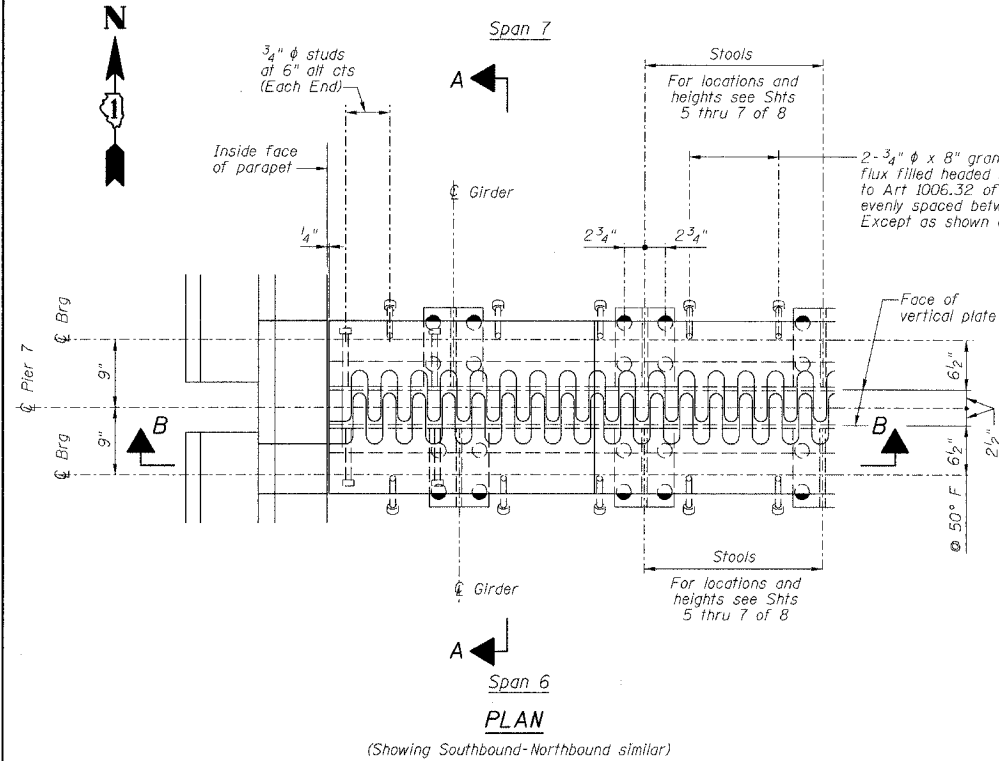


STATE OF ILLINOIS
DEPARTMENT OF TRANSPORTATION

ROUTE NO.	SECTION	COUNTY	TOTAL SHEETS	SHEET NO.
FAI 90/94		COOK	419	198
FEDERAL DISTRICT		ILLINOIS	PROJECT	

Sheet No 4
of 8 Sheets

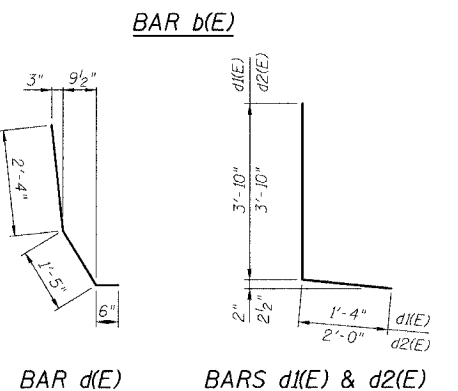
* 2005-008F
CONTRACT #62580



BILL OF MATERIAL

Bar	No.	Size	Length	Shape
a(E)	24	#5	35'-0"	—
a2(E)	24	#5	31'-0"	—
a3(E)	16	#6	4'-6"	—
b(E)	132	#5	3'-10"	—
d(E)	16	#5	4'-3"	—
d1(E)	8	#5	5'-2"	—
d2(E)	8	#5	5'-10"	—
Reinforcement Bars, Epoxy Coated		Pound	2460	
Concrete Removal		Cu Yd	17.3	
Concrete Superstructure		Cu Yd	20.1	
Bar Splicers		Each	24	
Mechanical Splice		Each	132	

Reinforcing bars designated (E) shall be epoxy coated.



NOTES

- The Contractor shall bolt the Stools of the Fingerplate Joint Assembly to the top of existing End Cross Frames and to the top of the existing girders, as shown in Section A-A of this drawing.
- Stainless steel bolts, washers and nuts shall meet the requirements of ASTM A193.
- The installation of all necessary hardware, stainless steel bolts, studs and washers, plates and angles shall be included with "Erecting Structural Steel".
- Expansion Length = 418.6'

PIER NO. 7

FINGER PLATE EXPANSION JOINT DETAILS

REVISIONS		STATE OF ILLINOIS DEPARTMENT OF TRANSPORTATION DIVISION OF HIGHWAYS		DRAWN BY DATE RLK 5/03
1		FAI RTE 90/94 DAN RYAN EXPRESSWAY		CHECKED BY DATE SDS 5/03
2		SEC 2005-008F SN 016-1111 (NORTHBOUND)		BOOK NUMBER
3		COOK COUNTY		PROJECT No. 4222-3
4		HOMER L. CHASTAIN & ASSOCIATES		SHEET No.
5		8600 W. BRYN MAWR AVENUE		
6		SUITE 204		
7		CHICAGO, ILLINOIS 60631		
8		312-714-0000		
9		FAX 312-714-0006		
10				

