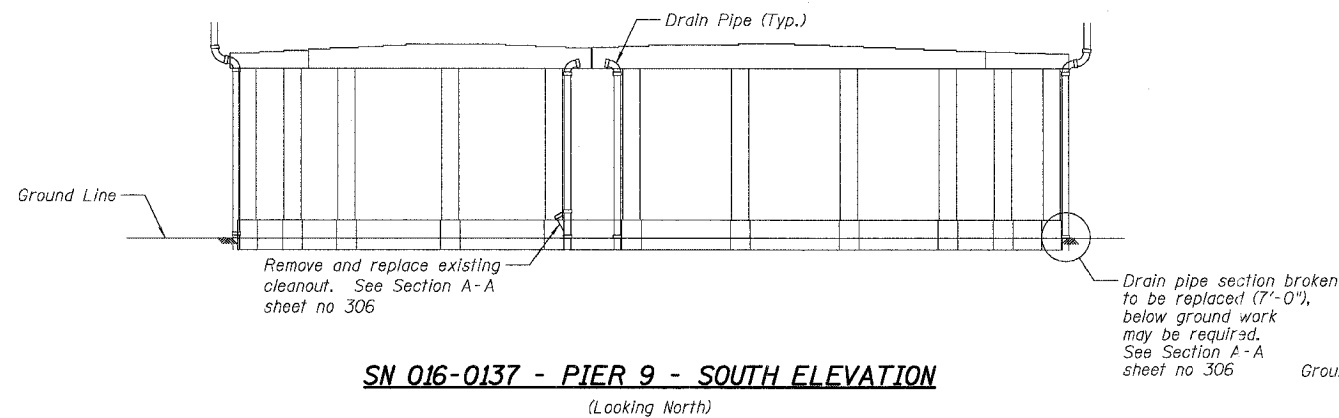
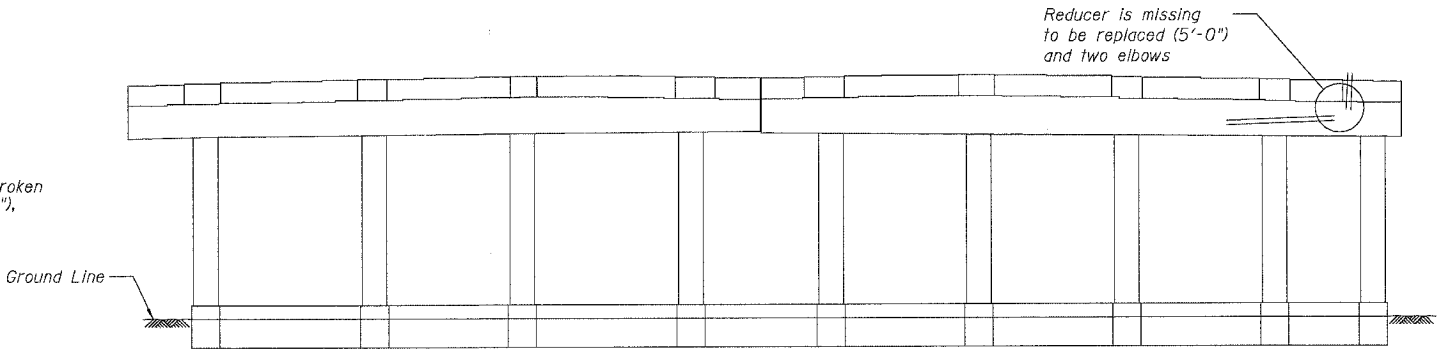


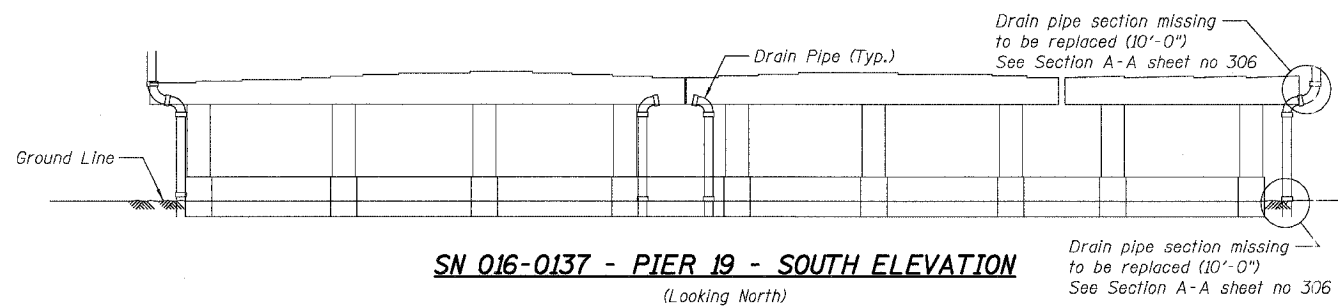
F.A.I.	SECTION	COUNTY	TOTAL SHEETS	SHEET NO.
94/90	2003-028F	COOK	419	300
STA.	TO STA.			
FED. ROAD DIST. NO.	ILLINOIS	FED. AID PROJECT		
62580				



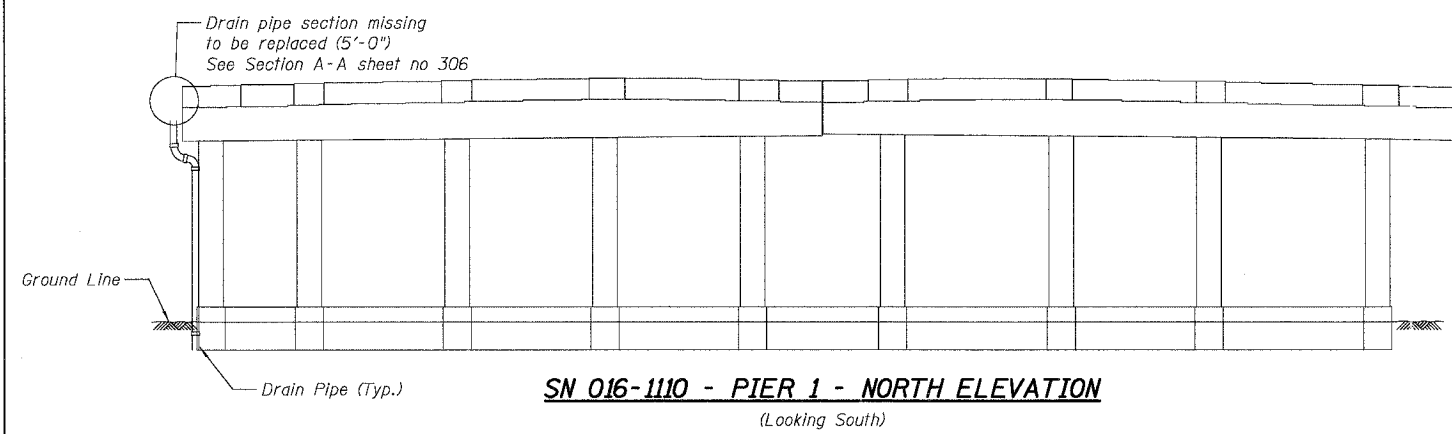
SN 016-0137 - PIER 9 - SOUTH ELEVATION
(Looking North)



SN 016-1110 - PIER 4 - SOUTH ELEVATION
(Looking North)



SN 016-0137 - PIER 19 - SOUTH ELEVATION
(Looking North)



SN 016-1110 - PIER 1 - NORTH ELEVATION
(Looking South)

DRAINAGE REPAIR NOTES

1. The locations shown as requiring drainage repairs identify the general deficiency and provide an estimated length of new pipe required. It shall be the Contractors responsibility to verify the locations, dimensions and details prior to ordering the material. Such variations shall not be cause for additional compensation for a change in the scope of work, however the contractor will be paid for the Quantity actually furnished at the unit price bid for the work.
2. The Contractor shall provide all piping, brackets, hangers, fittings and accessories required to return the existing drainage system to a fully functional leak free system. See Special Provisions.
3. When existing drain pipes are wrapped with duct tape, the tape shall be removed if pipe is broken or miss connected. The pipe shall be replaced or otherwise new tape shall be provided. The type of the tape shall be approved by the Engineer. The cost shall be included in "Bridge Drainage System Repairs".
4. The Contractor shall wrap any joints that are leaking as directed by the Engineer. The cost shall be included in "Bridge Drainage System Repairs".
5. Contractor shall reconnect drainage troughs for finger plate expansion joints to drainage system as directed by the Engineer. It is estimated that 5'-0" of the existing drain pipe will need to be replaced to connect to the new troughs at each specified joint.
6. For locations see framing plan
7. SN 016-0137, Span 1
Drain pipe section between beams 9S & 10S broken to be replaced (10'-0")

BILL OF MATERIAL

ITEM DESCRIPTION	UNIT	QUANTITY	
		SN 016-0137	SN 016-1110
Bridge Drainage System Repairs	FOOT	37	15

REVISIONS	
NAME	DATE

ILLINOIS DEPARTMENT OF TRANSPORTATION
F.A.I. 94/90 (DAN RYAN EXPRESSWAY)
NB DAN RYAN ELEVATED BRIDGE
REPAIR FROM 15TH TO 28TH STREETS
DRAINAGE REPAIRS
SN 016-0137 & 016-1110
SCALE: NTS
DATE: 8/12/2005
DRAWN BY: BDC
CHECKED BY: BLU

BOWMAN, BARRETT & ASSOCIATES INC.
CONSULTING ENGINEERS
Chicago, Illinois
312.238.0100
www.bbainc.com

8/11/2005 11:54:49 AM