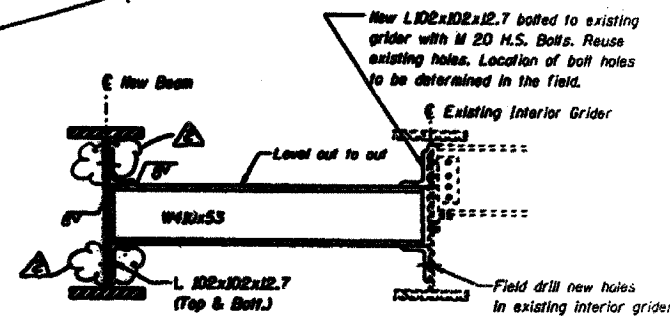
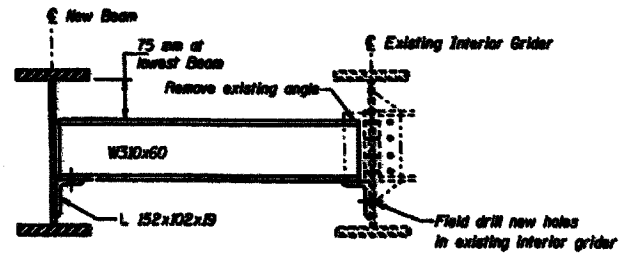



**FRAMING PLAN SPANS 4, 5 & 6**



**INTERIOR DIAPHRAGM DETAIL**  
(Showing connection to existing beam)



**END DIAPHRAGM DETAIL**  
(Showing connection to existing beam)



**BEAM SPACING ALONG THE € BEARING**

	Pier 43	Pier 42	Pier 41	Pier 40
A	3 Spa. @ 1.85 m (-) = 5.56 m	3 Spa. @ 1.85 m (-) = 5.56 m	4 Spa. @ 1.85 (-) = 7.40 m	3 Spa. @ 1.85 m (-) = 5.56 m
B	2 Spa. @ 975 = 1.95 m	2 Spa. @ 1.82 m = 3.64 m	2 Spa. @ 1.40 m = 2.80 m	1.85 m
C	-	4 Spa. @ 1.85 m = 7.40 m	3 Spa. @ 1.85 m (-) = 5.56 m	2 Spa. @ 1.60 m = 3.20 m
D	-	2 Spa. @ 925 = 1.85 m	2.34 m	-
E	-	-	2 Spa. @ 1.17 m = 2.34 m	-

DIMENSION TABLE			
Span	Span	a	b
4	4B	17.97	19.20
	4C	19.22	19.45
5	5B	17.62	17.87
6	6B	17.45	17.70
	6C	17.75	18.00

**NOTES:**

- Diaphragms designated D3 thru D17 are new diaphragms.
- Span 4 to be temporary supported during reconstruction of pier 42.
- See pier drawings for other beams that must be temporarily supported during reconstruction.
- xBx = Denotes New Beams  
Gxxx = Denotes Existing Beams  
GD2 = Denotes Relocated Beam
- TC denotes Tangent To Curve.
- For girder elevation and top of beam elevation, see sheet 324.
- For diaphragm connection, see sheet 324.

BOWMAN, BARRETT & ASSOCIATES INC.  
CONSULTING ENGINEERS  
Chicago, Illinois  
312.228.0100  
www.bbainc.com

FOR INFORMATION ONLY

REVISIONS	
NAME	DATE

ILLINOIS DEPARTMENT OF TRANSPORTATION  
F.A.I. 94/90 (DAN RYAN EXPRESSWAY)  
NB DAN RYAN ELEVATED BRIDGE  
REPAIR FROM 15TH TO 28TH STREETS  
EXISTING PLAN INFORMATION  
SN 016-1059 (RAMP D)

SCALE: NTS  
DATE: 7/22/2005

DRAWN BY: BDC  
CHECKED BY: BLU