F.A.I.	SECTION	COUNTY	TOTAL SHEETS	SHEET NO.
94/90	2003-028F	COOK	419	405
STA.		TO STA.		
FED. ROAD DIST. NO.	ILLINOIS	FED. AID PROJECT		

62580

DETECTOR RACK 34030G2

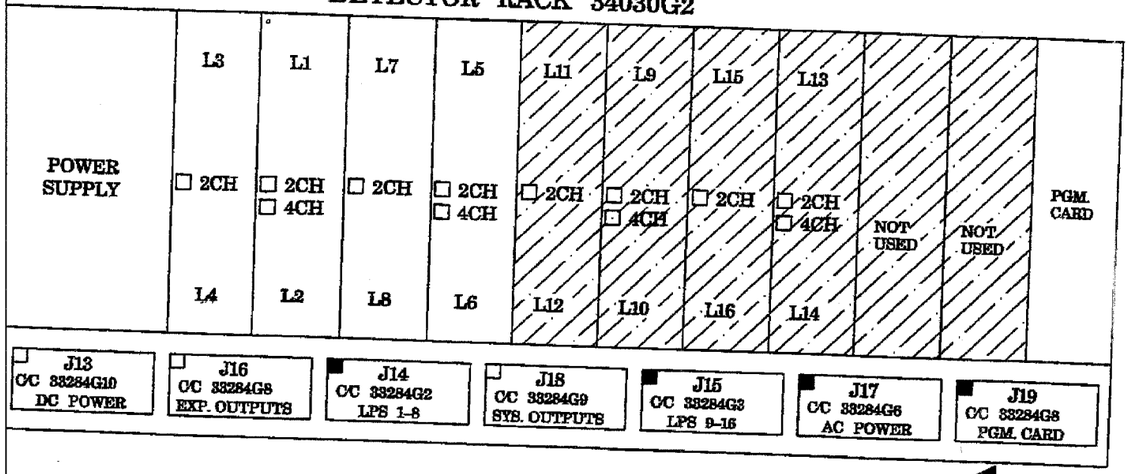

WIRING ASSIGNMENTS

LOOP POS.	COLLECTOR WIRE	EMITTER WIRE
1	1	9
2	2	10
3	3	11
4	4	12
5	5	13
6	6	14
7	7	15
8	8	16

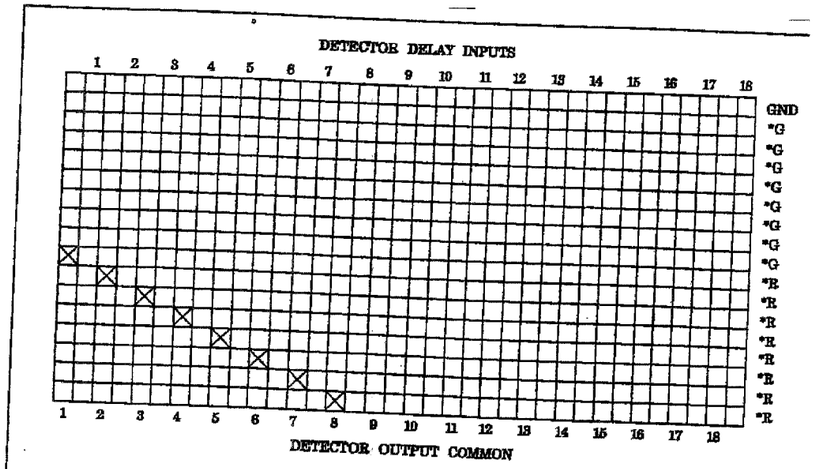

DETECTOR RACK PROGRAM CARD 32280G1

"X" INDICATES WHERE JUMPERS ARE REQUIRED. INSTALL JUMPERS PER INSTRUCTIONS ON PROGRAM CARD.

* DIODES ON CR8, 10-16, 22-25, AND 31-34 OF THE PROGRAM CARD HAVE BEEN REMOVED AND REPLACED WITH JUMPERS.

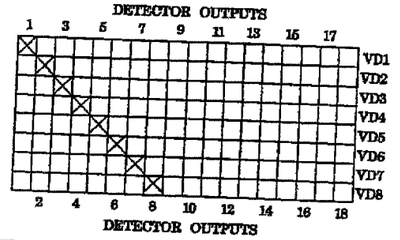

DETECTOR RACK PROGRAMMING JUMPERS

DET. TYPE	JP1	JP2	SLOT 1/2 ① JP3	JP4	JP5	JP6	JP7	JP8	JP9	SLOT 3/4 ① JP10	JP11	JP12	JP13	JP14	JP15	JP16	SLOT 5/6 ① JP17	JP18	JP19	JP20	JP21	JP22	JP23	SLOT 7/8 ① JP24	JP25	JP26	JP27	JP28	JP29	JP30
① TS-1	NO	NO	●	●	●	●	●	●	●	●	●	●	●	●	●	●	●	●	●	●	●	●	●	●	●	●	●	●	●	●
② TS-2	YES	YES	○	○	●	●	○	○	○	○	○	●	●	○	○	○	○	○	●	●	○	○	○	○	○	●	●	○	○	○
③ LM-632T 262-FC	NO	NO	●	●	○	○	●	●	●	●	●	○	○	●	●	●	●	●	○	○	●	●	●	●	●	○	○	●	●	●
④ MAG.	NO	NO	○	○	●	○	○	○	○	○	○	●	○	○	○	○	○	○	●	○	○	○	○	○	○	●	○	○	○	○

Ⓧ DENOTES DETECTOR RACK CONFIGURATION BY SLOT PAIR.

② INSTALL JUMPERS ON TP1, TP2 AND JP31 THRU JP34 FOR TS-2 CONFIGURATION.

TSC22

DETECTOR PANEL SHEET 1 OF 2

REVISIONS	
NAME	DATE

ILLINOIS DEPARTMENT OF TRANSPORTATION

F.A.I. 94/90 (DAN RYAN EXPRESSWAY)
NB DAN RYAN ELEVATED BRIDGE
REPAIR FROM 15TH TO 28TH STREETS
TRAFFIC SYSTEMS CENTER
DETAILS

SCALE: NTS DRAWN BY:
DATE: 8/12/2005 CHECKED BY:

8/11/2005 9:38:41 AM