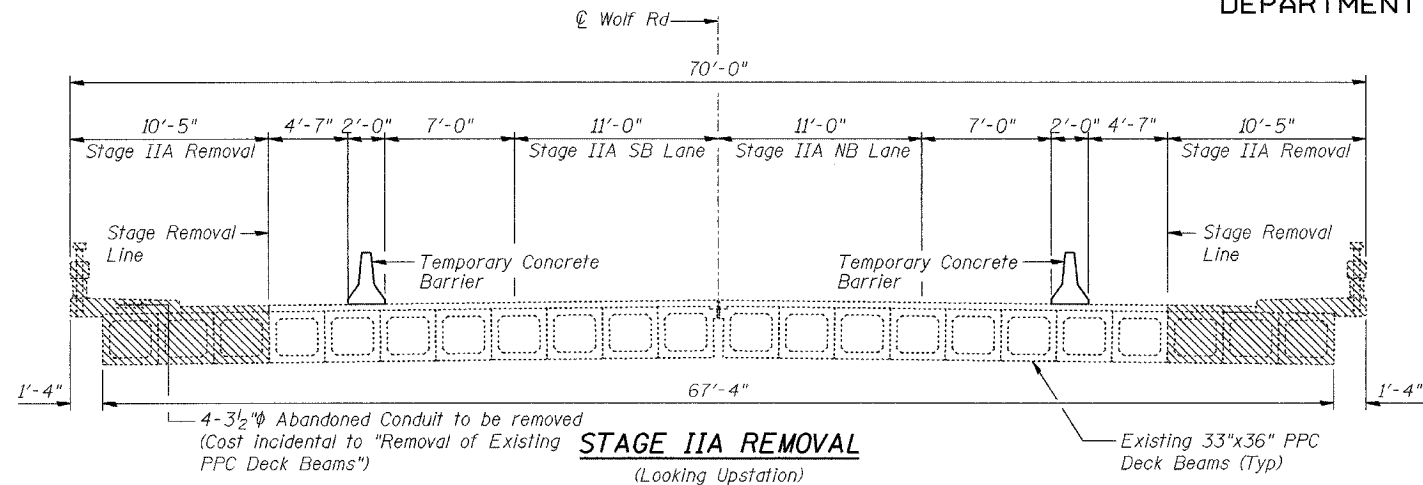
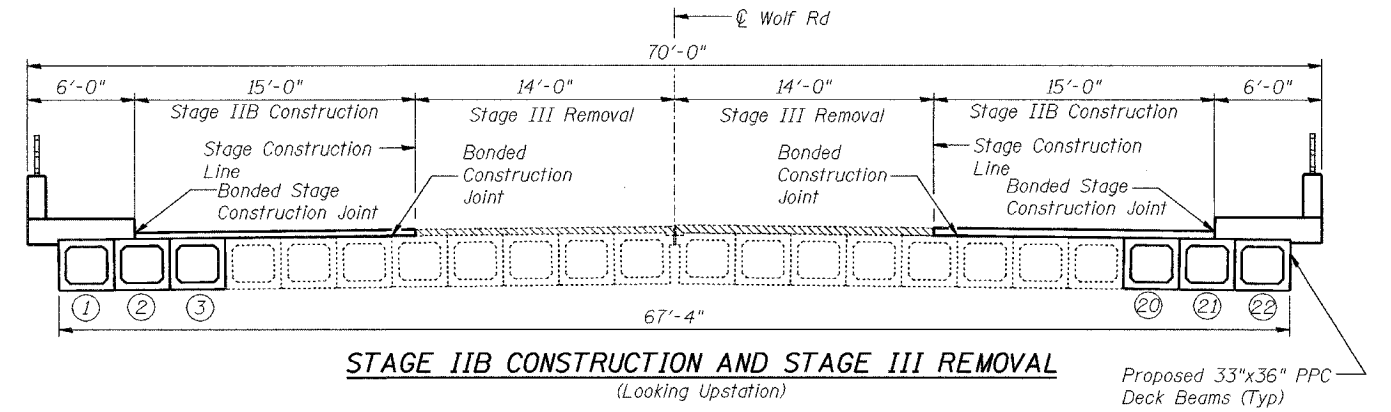


STATE OF ILLINOIS
DEPARTMENT OF TRANSPORTATION

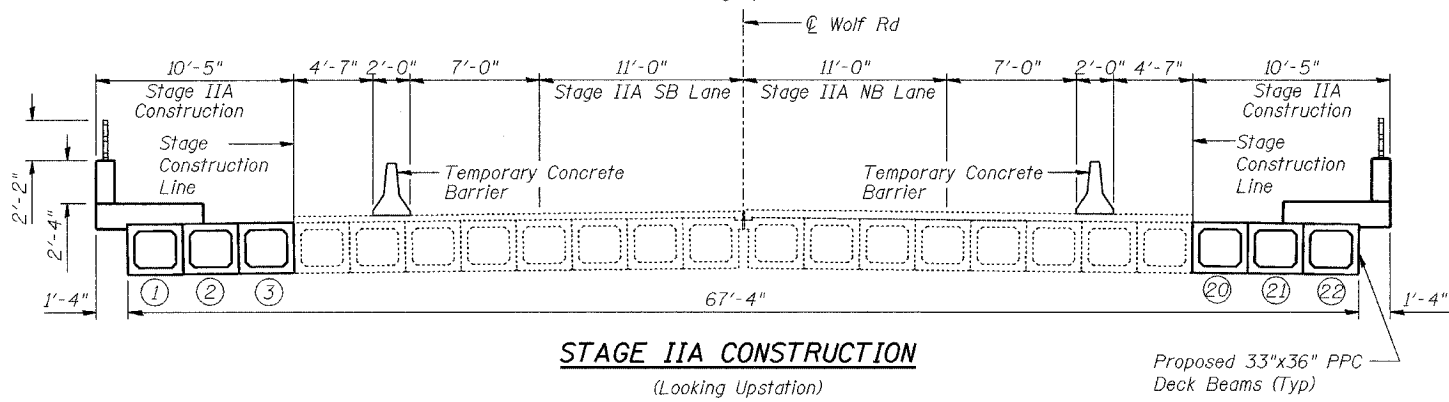
ROUTE NO.	SECTION	COUNTY	SHEETS	SHEET NO.	SHEET NO. 2 14 SHEETS
FAP 305	*	Cook	72	60	
FED. ROAD DIST. NO. 7		ILLINOIS	FED. AID PROJECT		
Contract No. 62853		*2004-108 BR			



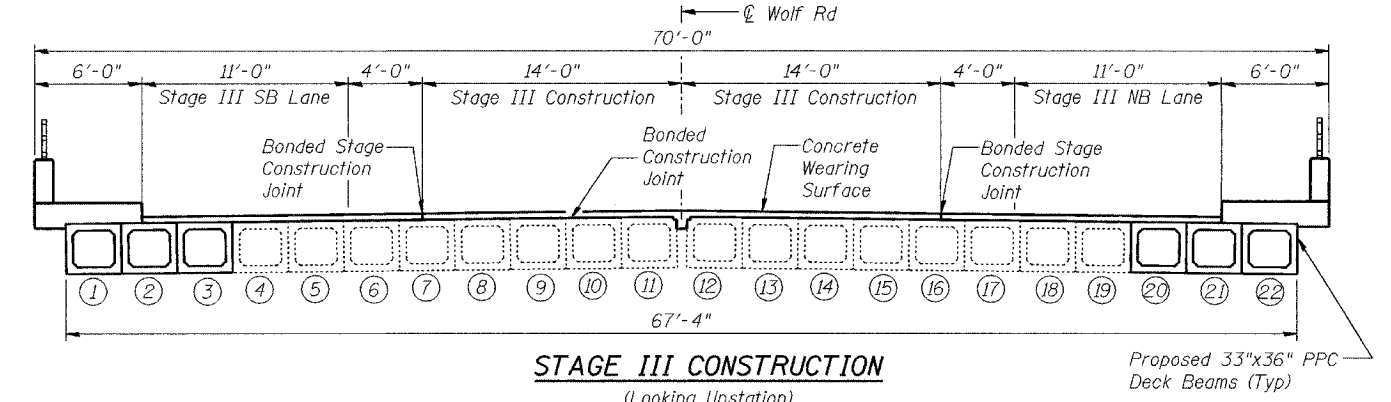
STAGE IIA REMOVAL
(Looking Upstation)



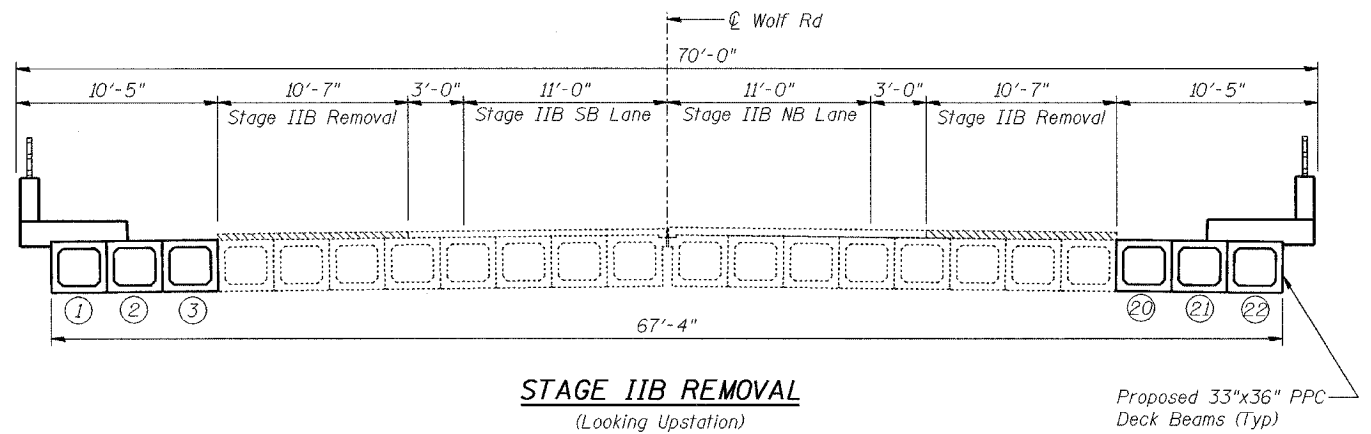
STAGE IIB CONSTRUCTION AND STAGE III REMOVAL
(Looking Upstation)



STAGE IIA CONSTRUCTION
(Looking Upstation)



STAGE III CONSTRUCTION
(Looking Upstation)



STAGE IIB REMOVAL
(Looking Upstation)

STAGE IIA REMOVAL

1. Install Temporary Concrete barrier as shown to locate traffic in one NB 11'-0" lane with an 7' shoulder & one SB 11'-0" lane with an 7' shoulder.
2. Remove handrail, concrete bridge rail, sidewalk, wearing surface and three exterior box beams on each side.

STAGE IIA CONSTRUCTION

1. Erect proposed concrete box beams ① thru ③, and ⑳ thru ㉒.
2. Construct new sidewalk and bridge railing on each side of bridge.

STAGE IIB REMOVAL

1. Remove Temporary Concrete Barrier.
2. Remove wearing surface as shown.

STAGE IIB CONSTRUCTION

1. Construct new wearing surface as shown.

STAGE III REMOVAL

1. Remove wearing surface as shown.

STAGE III CONSTRUCTION

1. Construct new wearing surface as shown.

- Notes:
1. Cross Sections are looking north which is upstation.
 2. See Sheet No 3 for Temporary Concrete Barrier Details. For quantity of Temporary Concrete Barrier, see Roadway Plans.
 3. See Roadway Plans and Maintenance of Traffic notes and details for additional information.
 4. Stages shown correlate to MOT Construction Staging. See Roadway Plans.

- Area to be Removed

DESIGNED	BPS
CHECKED	KFA
DRAWN	MJB
CHECKED	GSP

STAGE CONSTRUCTION DETAILS
WOLF RD. OVER PALATINE RD.
F.A.P. RTE. 305 SECT. 2004-108 BR
COOK COUNTY
STATION 950+00.00
STRUCTURE NO. 016-0680