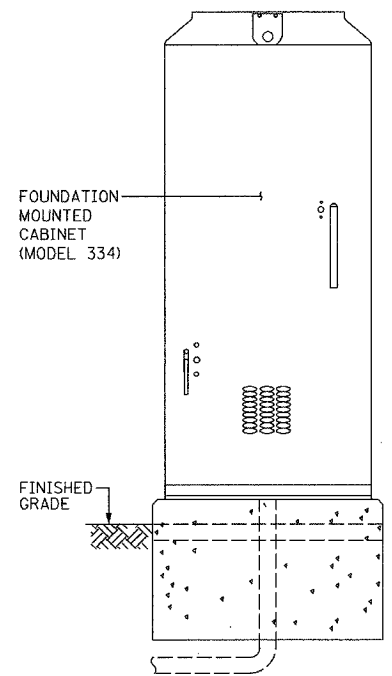
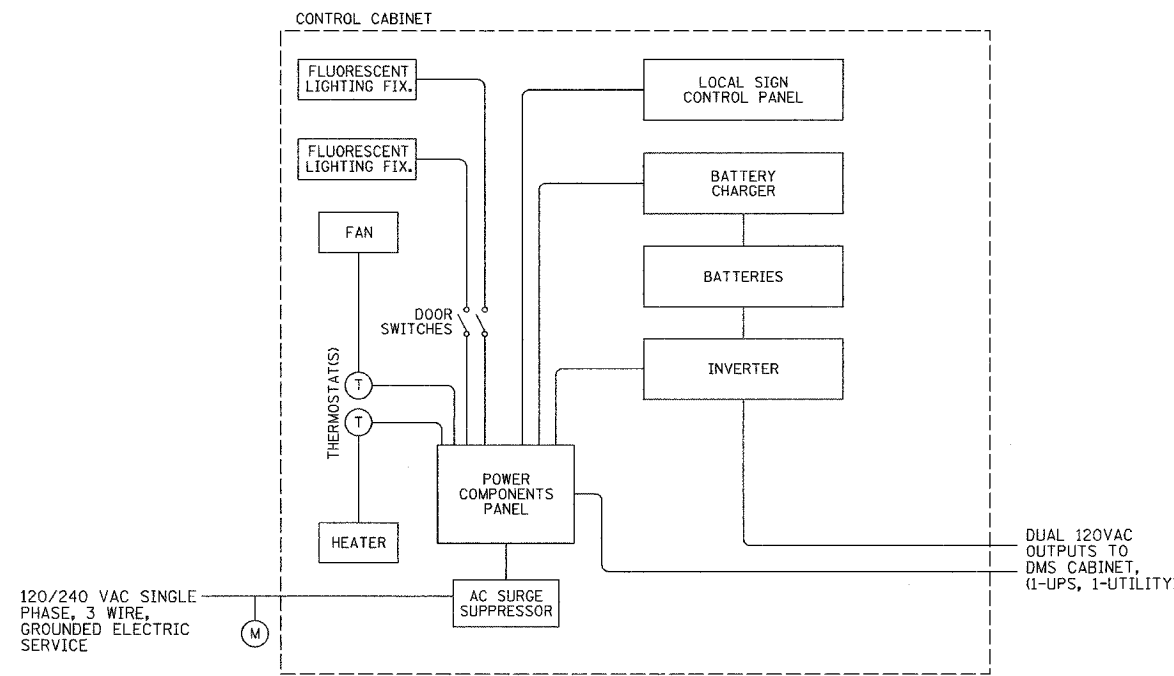


F.A.I. RTE.	SECTION	COUNTY	TOTAL SHEETS	SHEET NO.
90/94	2005-0201	COOK	16	3
STA.	TO STA.			
FED. ROAD DIST. NO. 1	ILLINOIS	FED. AID PROJECT		
62947				

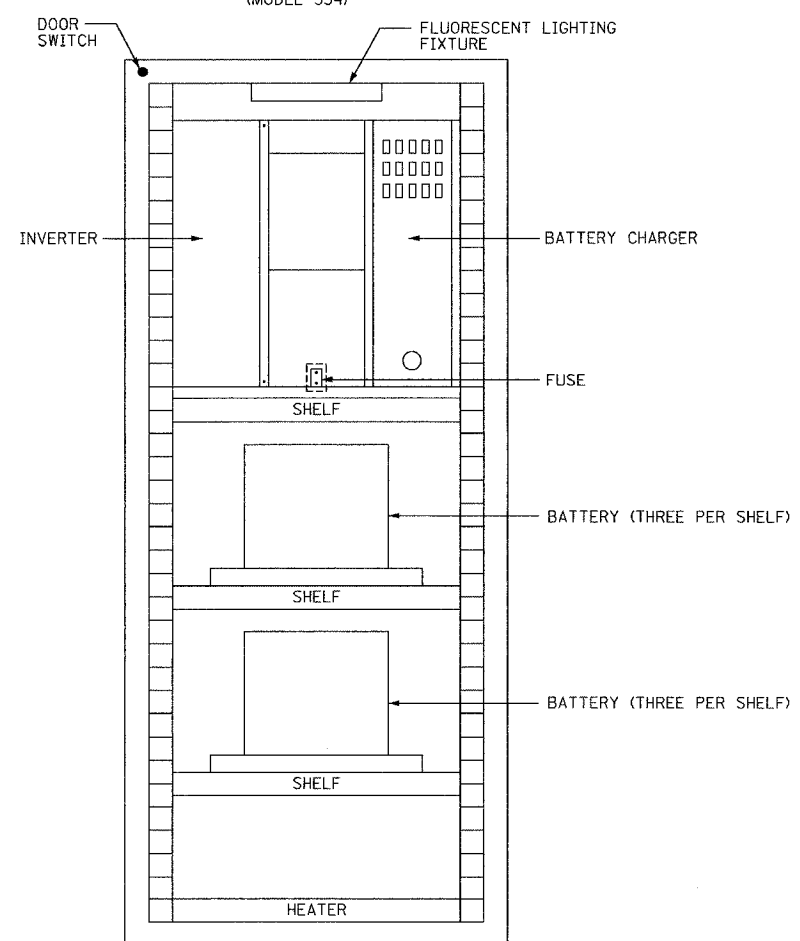
- NOTES:**
1. ALL POWER AND COMMUNICATION CONNECTIONS SHOWN OUTSIDE OF THE CABINET WILL BE PROVIDED BY THE CABINET INSTALLATION CONTRACTOR AND ARE SHOWN HERE FOR INFORMATION ONLY.
 2. ONE UPS CABINET WILL BE SUPPLIED WITH EACH SIGN.



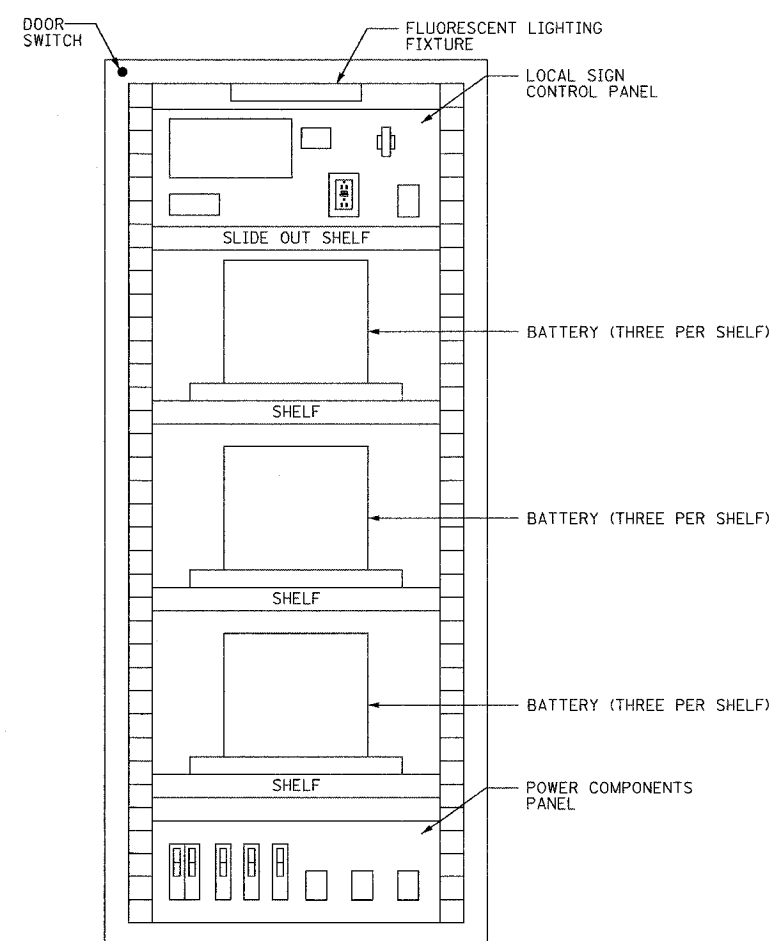
UPS CABINET FRONT VIEW (MODEL 334)



DMS UPS CABINET SINGLE LINE DIAGRAM (TYPICAL) (MODEL 334)



UPS CABINET LAYOUT FRONT VIEW (TYPICAL) (MODEL 334)



UPS CABINET LAYOUT BACK VIEW (TYPICAL) (MODEL 334)

CTE | AECOM

REVISIONS	
NAME	DATE

ILLINOIS DEPARTMENT OF TRANSPORTATION
 F.A.I. 90/94 (DAN RYAN EXPRESSWAY)
 31st STREET TO I-57

DYNAMIC MESSAGE SIGN
 UPS CABINET DETAILS

SCALE: NOT TO SCALE
 DATE: September 23, 2005

DRAWN BY: BHP
 CHECKED BY: BMW

DT-01

P:\030009\035\VT\S\CADD\Contract\62947\DT020002\A37

07/06/2005 12:09:44 PM