

F.A.I. RTE.	SECTION	COUNTY	TOTAL SHEETS	SHEET NO.
412	62-2VB1-1	MARSHALL	19	5
FED. ROAD DIST. NO. - ILLINOIS		PROJECT		

BM #1 Northwest quadrant of North abutment of S.N. 062-0051 (SB) Chisled "□" Elev. 100.00

**GENERAL NOTES**

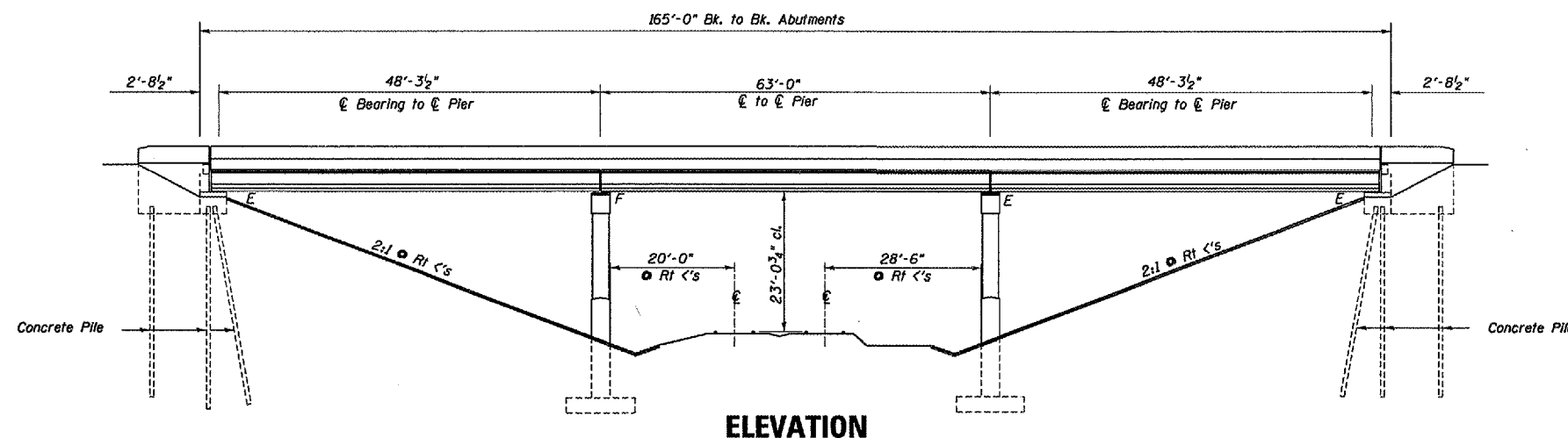
PLAN DIMENSIONS AND DETAILS RELATIVE TO THE EXISTING ROADWAY AND STRUCTURE HAVE BEEN TAKEN FROM EXISTING PLANS AND ARE SUBJECT TO NOMINAL CONSTRUCTION VARIATIONS. IT SHALL BE THE CONTRACTOR'S RESPONSIBILITY TO VERIFY SUCH DIMENSIONS AND DETAILS IN THE FIELD AND TO MAKE NECESSARY APPROVED ADJUSTMENTS PRIOR TO CONSTRUCTION OR ORDERING OF MATERIALS. SUCH VARIATIONS SHALL NOT BE CAUSE FOR ADDITIONAL COMPENSATION FOR A CHANGE IN THE SCOPE OF THE WORK, HOWEVER, THE CONTRACTOR WILL BE PAID FOR THE QUANTITY ACTUALLY FURNISHED AT THE UNIT PRICE BID FOR THE WORK.

NEW REINFORCEMENT BARS SHALL BE EPOXY COATED

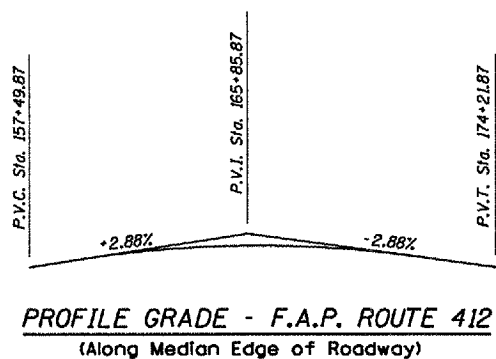
REINFORCEMENT BARS SHALL CONFORM TO THE REQUIREMENTS OF AASHTO M 31 OR M 322 GRADE 60.

EXISTING REINFORCEMENT BARS EXTENDING INTO THE REMOVAL AREA SHALL BE CLEANED, STRAIGHTENED AND INCORPORATED INTO THE NEW CONSTRUCTION. ANY REINFORCEMENT BARS THAT ARE DAMAGED DURING CONCRETE REMOVAL SHALL BE REPLACED WITH AN APPROVED BAR SPLICER OR ANCHORAGE SYSTEM. COST INCLUDED WITH CONCRETE REMOVAL.

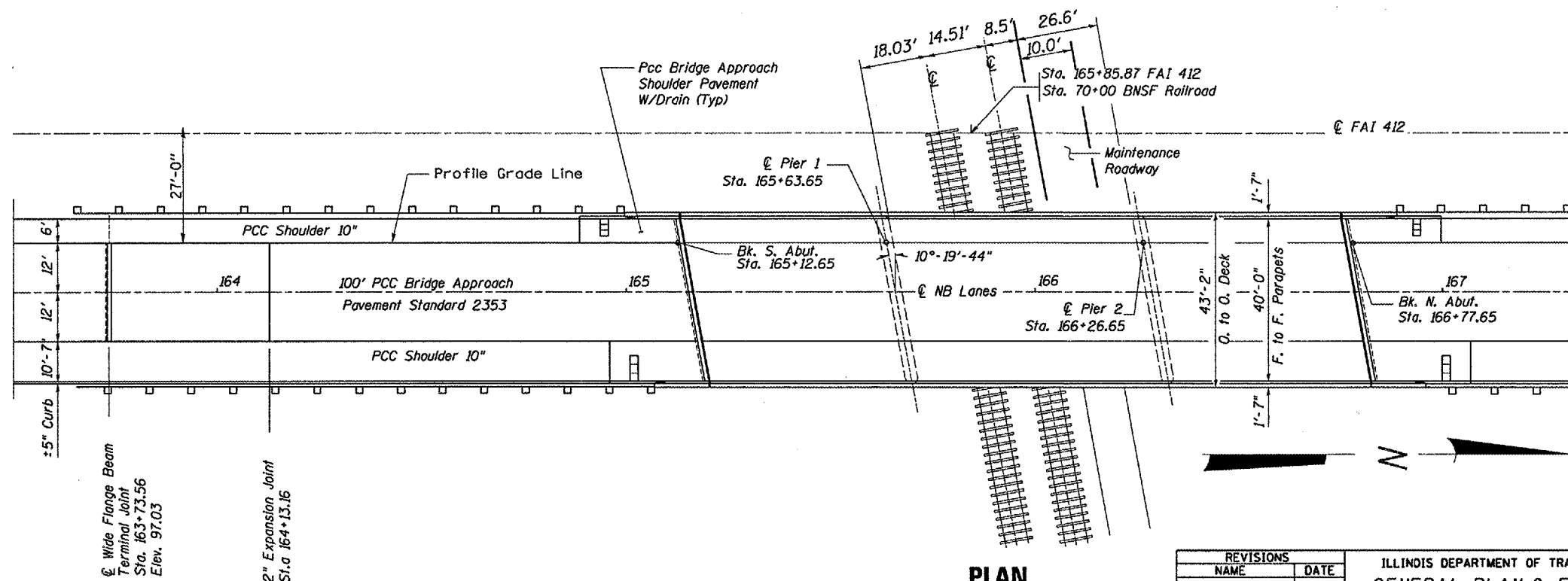
JOINT OPENINGS SHALL BE ADJUSTED ACCORDING TO ARTICLE 503.10(C) OF THE STANDARD SPECIFICATIONS WHEN THE DECK IS POURED AT AN AMBIENT TEMPERATURE OTHER THAN 50 DEG F.



**ELEVATION**



**PROFILE GRADE - F.A.P. ROUTE 412**  
(Along Median Edge of Roadway)



**PLAN**  
SN 062-0052 NB

REVISIONS	
NAME	DATE

ILLINOIS DEPARTMENT OF TRANSPORTATION  
**GENERAL PLAN & ELEVATION**  
NORTHBOUND LANES  
FAI 412 (I-39)  
SECTION (62-2VB1)-1  
STA. 165+90.23  
MARSHALL COUNTY

SCALE: VERT. 1"=7'  
HORIZ. 1"=7'  
DATE 04/26/2005  
DRAWN BY RLV  
CHECKED BY