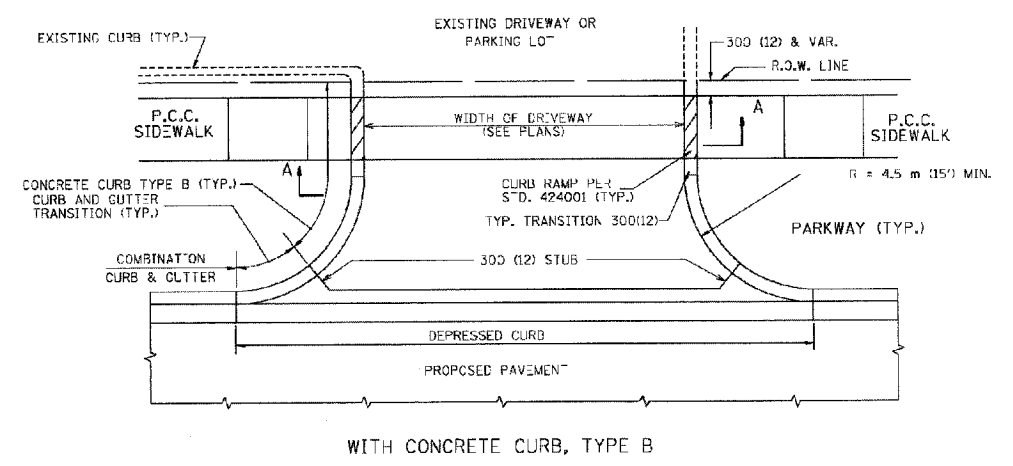
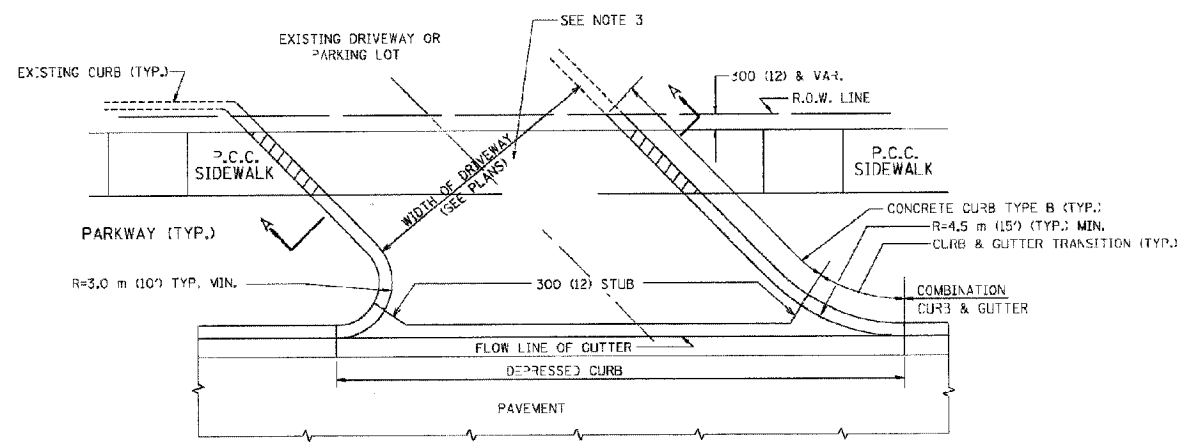


RECD FROM DL 1/2/83--CL. CREATED 7/18/83

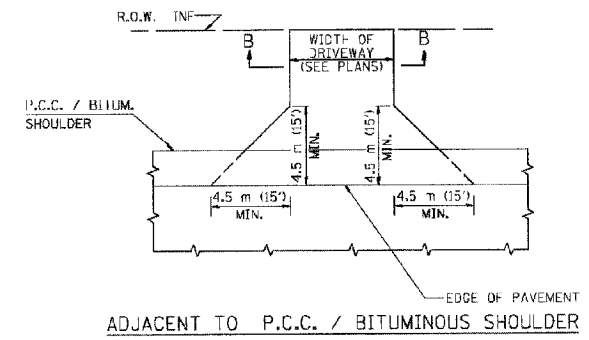
STA.	TO STA.
TEL. ROAD DIST. NO. 1	TEL. ROAD DIST. NO. 2



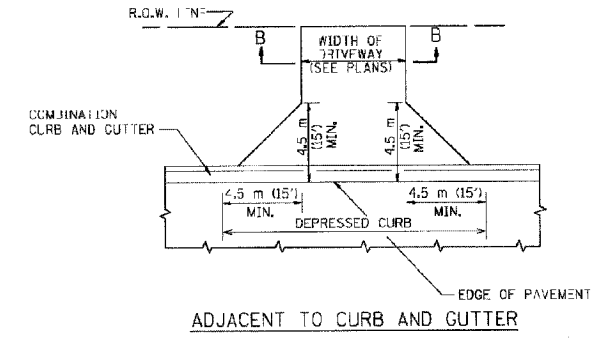
WITH CONCRETE CURB, TYPE B



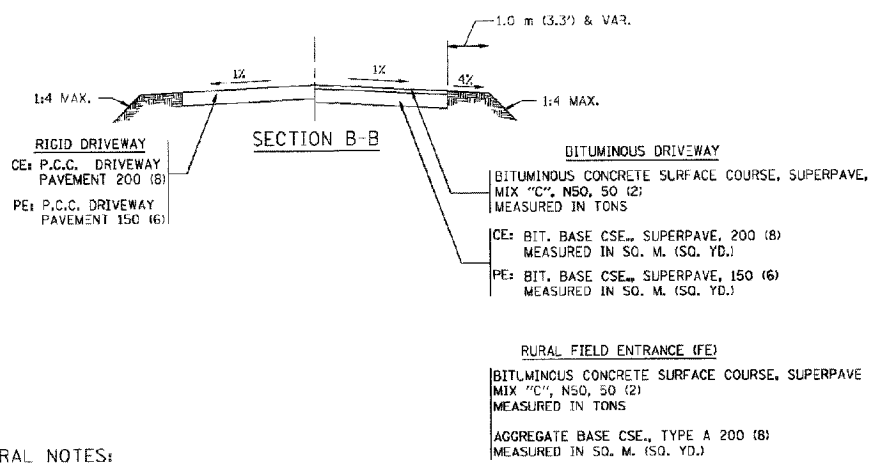
WITH CONCRETE CURB, TYPE B



ADJACENT TO P.C.C. / BITUMINOUS SHOULDER



ADJACENT TO CURB AND GUTTER



GENERAL NOTES:

DRIVEWAY SLOPES, LOCATIONS, & GEOMETRIC LAYOUT SHALL BE IN ACCORDANCE WITH THE LATEST EDITION OF THE "HANDBOOK FOR POLICY ON PERMITS FOR ACCESS DRIVEWAYS TO STATE HIGHWAYS". FOR FURTHER LAYOUT REQUIREMENTS, REFER TO ILLUSTRATIONS IN THE PERMIT HANDBOOK. DRIVEWAYS SHALL BE REPLACED IN KIND, UNLESS OTHERWISE NOTED ON THE PLANS.

COMMERCIAL DRIVEWAYS SHALL BE CONSTRUCTED WITH CONCRETE CURB, TYPE B RETURNS EXCEPT WHEN THE SIDEWALK EDGE IS 1.2 METERS (4 FEET) OR LESS FROM THE BACK OF CURB, CONSTRUCT A FLARE DRIVEWAY WITHOUT CURB.

THE RESIDENT ENGINEER SHALL CONTACT THE TRAFFIC PERMIT OFFICE AT 847/ 705-4131 FOR ANY QUESTIONS ON DRIVEWAYS SHOWN IN THE PLANS, SPECIFICALLY IN REFERENCE TO ADDITIONAL AND/OR RELOCATION/REMOVAL OF A DRIVEWAY.

COMBINATION CONCRETE CURB & GUTTER SHALL BE MEASURED STRAIGHT ACROSS THE DRIVEWAY. NO ADDITIONAL COMPENSATION WILL BE ALLOWED FOR THE CURB & GUTTER TRANSITION.

25 (1) PREFORMED EXPANSION JOINT FILLER WILL NOT BE PAID SEPARATELY, BUT SHALL BE CONSIDERED INCLUDED IN THE COST OF THE P.C.C. DRIVEWAY PAVEMENT OR P.C.C. SIDEWALK.

WHEN THE P.C.C. SIDEWALK EXTENDS THROUGH THE DRIVEWAY, THE THICKNESS OF THE SIDEWALK IN THE DRIVEWAY AREA SHALL BE THE SAME AS THE DRIVEWAY THICKNESS. SIDEWALK WILL BE PAID FOR AS P.C.C. SIDEWALK OF THE THICKNESS SPECIFIED. SIDEWALK CROSS SLOPE THRU DRIVEWAY AREA TO BE A MAXIMUM OF 1:50.

ALL DIMENSIONS ARE IN MILLIMETERS (INCHES) UNLESS OTHERWISE NOTED

ILLINOIS DEPARTMENT OF TRANSPORTATION

DRIVEWAY DETAILS  
DISTANCE BETWEEN R.O.W. AND FACE OF CURB / EDGE OF SHOULDER >= 4.5 m (15')

REVISIONS	NAME	DATE
1	P. LAFLEUR	04-15-03
2	R. SHAH	11-04-95
3	J. POLLASTRINI	08-12-96
4	J. POLLASTRINI	12-14-96
5	A. ABBAS	03-21-97
6	T. HOLTZ	04-08-97
7	M. GOMEZ	04-06-01

SCALE: NONE  
DATE PLOTTED: 04/17/2003  
DRAWN BY: SG  
CHECKED BY: JFP

BD400-01 (BD-01)  
REVISION DATE: 04/15/03

04/17/2003  
C:\Users\jef\Documents\04-00029-00-PV-020.dwg  
VI-B201

83rd Street Improvements  
Scale: NONE  
Section No./TIP No.: 04-00-02-900PV/08-04-0020  
Date: JULY, 2005  
Sheet No.: 20 of 25

DETAILS

Plan Revisions	Comments
Date:	

Village of Burr Ridge, IL  
Engineering Department  
451 Commerce St.  
Burr Ridge, IL 60527  
Phone: (630) 323-4733  
FAX: (630) 323-4798

