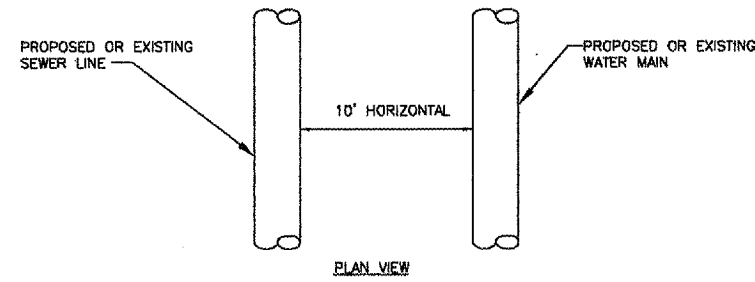


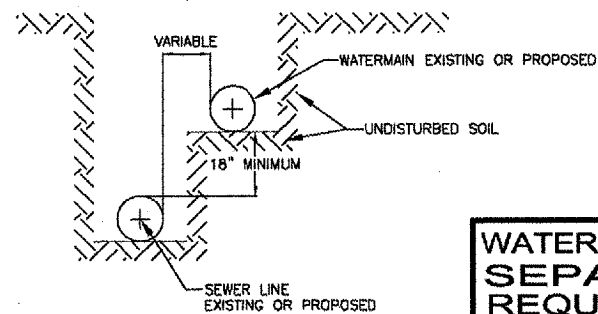
ROUTE	SECTION	COUNTY	TOTAL SHEETS	SHEET NO.
9477	05-00051-00-RP	FRANKLIN	23	23
CITY OF WEST FRANKFORT		CLEVELAND STREET		

CONTRACT NO. 99234

WHEN PROPOSED SEWER (OR WATER) IS LOCATED 10 FEET OR MORE FROM EXISTING WATER (OR SEWER), NO SPECIAL CONSTRUCTION REQUIRED. SEE SECTION 41-2.01B (1)



WHEN PROPOSED SEWER (OR WATER) IS LOCATED LESS THAN 10 FEET FROM EXISTING WATER (OR SEWER), DETAILS BELOW SHALL APPLY. SEE SECTION 41-2.01B (2)

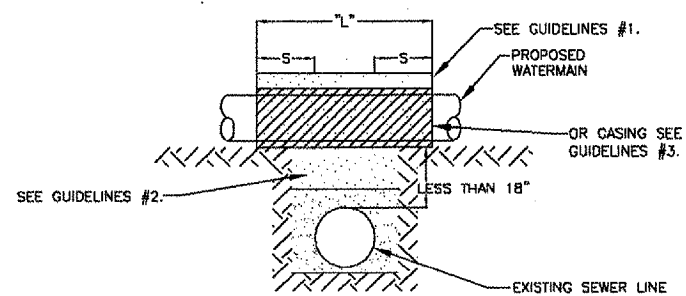


WATER AND SEWER SEPARATION REQUIREMENTS HORIZONTAL SEPARATION

NO SCALE

PROPOSED WATERMAIN ABOVE EXISTING SEWER LINE WITH LESS THAN 18" VERTICAL SEPARATION.

NOTE: COMPACTION REQUIREMENTS REFER TO 20-2.20B



GUIDELINES

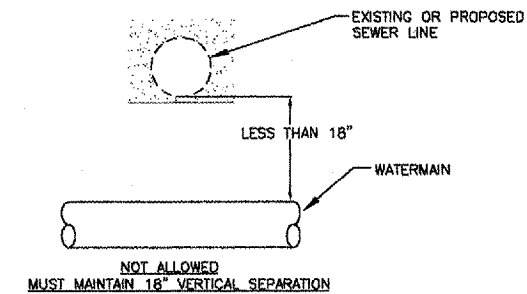
1. OMIT SELECT GRANULAR EMBEDMENT AND GRANULAR BACKFILL TO ONE (1) FOOT OVER TOP OF WATERMAIN AND USE SELECT EXCAVATED MATERIAL (CLASS IV) AND COMPACT THE LENGTH OF "L".
2. IF SELECT GRANULAR BACKFILL EXISTS, REMOVE WITHIN WIDTH OF EXISTING SEWER LINE TRENCH AND REPLACE WITH SELECT EXCAVATED MATERIAL (CLASS IV) AND COMPACT.
3. USE "L" FEET OF WATER MAIN MATERIAL FOR CASING OF PROPOSED WATERMAIN AND SEAL ENDS OF CASING.
4. POINT LOADS SHALL NOT BE ALLOWED BETWEEN MAIN CASING AND SEWER.

NOTE: "S" THE LENGTH NECESSARY TO PROVIDE 10 FEET OF SEPARATION AS MEASURED PERPENDICULAR TO EXISTING SEWER LINE.

WATER AND SEWER SEPARATION REQUIREMENTS VERTICAL SEPARATION

NO SCALE

PLACEMENT OF WATERMAIN BELOW EXISTING OR PROPOSED SEWER LINE WITH LESS THAN 18" MINIMUM VERTICAL SEPARATION. NOT ALLOWED

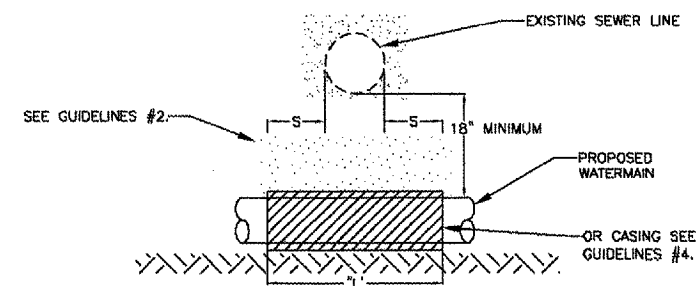


NO SCALE

WATER AND SEWER SEPARATION REQUIREMENTS VERTICAL SEPARATION

PROPOSED WATERMAIN BELOW EXISTING SEWER LINE WITH 18" MINIMUM VERTICAL SEPARATION.

NOTE: COMPACTION REQUIREMENTS REFER TO 20-2.20B



NOTE: "S" THE LENGTH NECESSARY TO PROVIDE 10 FEET OF SEPARATION AS MEASURED PERPENDICULAR TO EXISTING SEWER LINE.

GUIDELINES

1. OMIT SELECT GRANULAR EMBEDMENT AND GRANULAR BACKFILL TO ONE (1) FOOT OVER TOP OF WATERMAIN AND USE SELECT EXCAVATED MATERIAL (CLASS IV) AND COMPACT THE LENGTH OF "L".
2. IF SELECT GRANULAR BACKFILL EXISTS, REMOVE WITHIN WIDTH OF EXISTING SEWER LINE TRENCH AND REPLACE WITH SELECT EXCAVATED MATERIAL (CLASS IV) AND COMPACT.
3. PROVIDE ADEQUATE SUPPORT FOR EXISTING SEWER LINE TO PREVENT DAMAGE DUE TO SETTLEMENT.
4. USE "L" FEET OF WATER MAIN MATERIAL FOR CASING OF PROPOSED WATERMAIN AND SEAL ENDS OF CASING.

WATER AND SEWER SEPARATION REQUIREMENTS VERTICAL SEPARATION

NO SCALE

NOTE:

THE CONSTRUCTION OF THE WATER MAINS ON THIS PROJECT SHALL BE PERFORMED ACCORDING TO THE "STANDARD SPECIFICATIONS FOR WATER AND SEWER MAIN CONSTRUCTION IN ILLINOIS", 5TH EDITION, MAY 1996, AS REQUIRED BY 35 IL. ADM CODE 652.102(a).