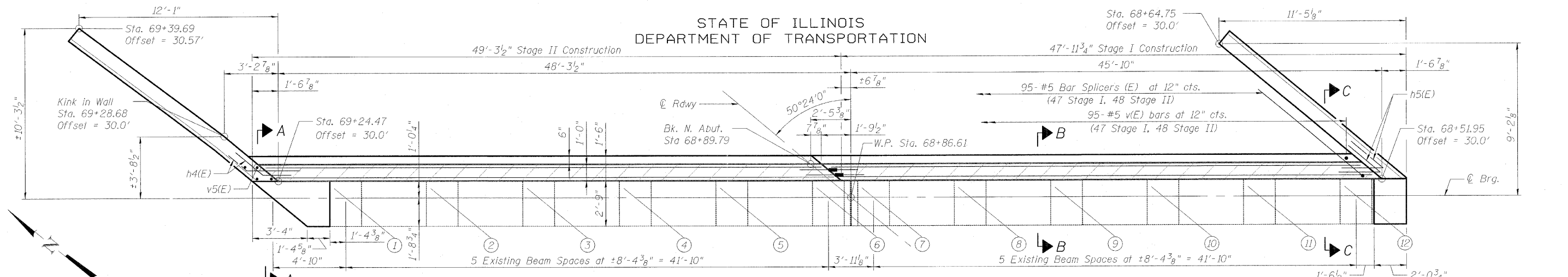
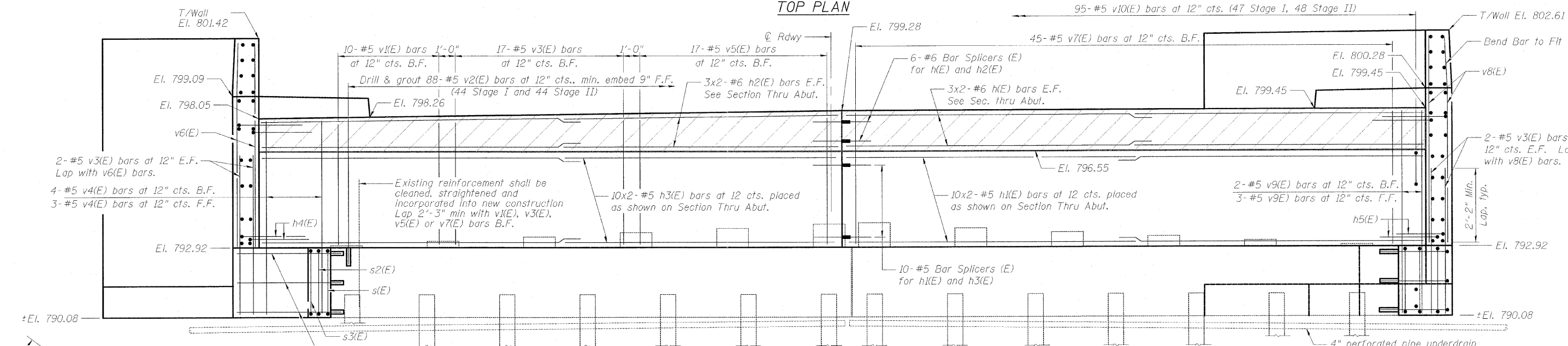


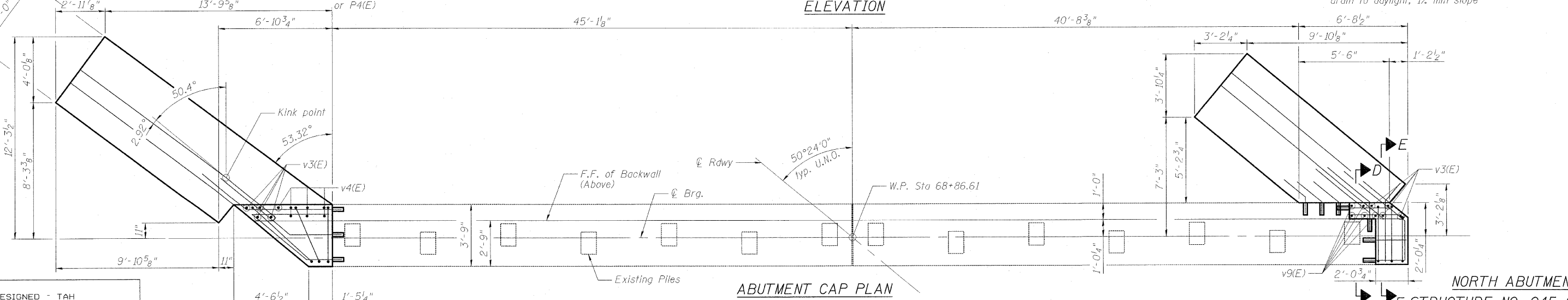
STATE OF ILLINOIS
DEPARTMENT OF TRANSPORTATION



TOP PLAN



ELEVATION



ABUTMENT CAP PLAN

NORTH ABUTMENT
E STRUCTURE NO. 045-0016

| |
|----------------|
| DESIGNED - TAH |
| CHECKED - DF |
| DRAWN - LAM |
| CHECKED - TAH |

NOTES

- See sheet S-18 of S-34 for fence post location on wingwalls.
- See sheet S-31 of S-34 for Section A-A, B-B, C-C, D-D, and E-E.
- See sheet S-28 of S-34 for Abutment Pile Cap and Wingwall reinforcement.
- E.F. = Each Face, B.F. = Back Face, F.F. = Front Face, U.N.O. = Unless Noted Otherwise
- Sidewalk over hatch block portion to be poured with approach pavement sidewalk. Concrete quantity & reinforcement bars are included with Approach Pavement. See drawings S-17 thru S-19 of S-34.

BOWMAN, BARRETT & ASSOCIATES INC.
CONSULTING ENGINEERS
Chicago, Illinois
312.228.0100
www.bbainc.com
Job No. 910

| | | | | | |
|---|---------------------|-------------------|----------------|--------------------|-----------------|
| SHEET NO. S-27 S-34 SHEETS | F.A.U. RTE. 3887 | SECTION R-VB-R | COUNTY KANE | TOTAL SHEETS 83 | SHEET NO. 61 |
| | CONTRACT NO. 60C06 | | | | |
| FED. ROAD DIST. NO. 1 ILLINOIS FED. AID PROJECT | | | | | |