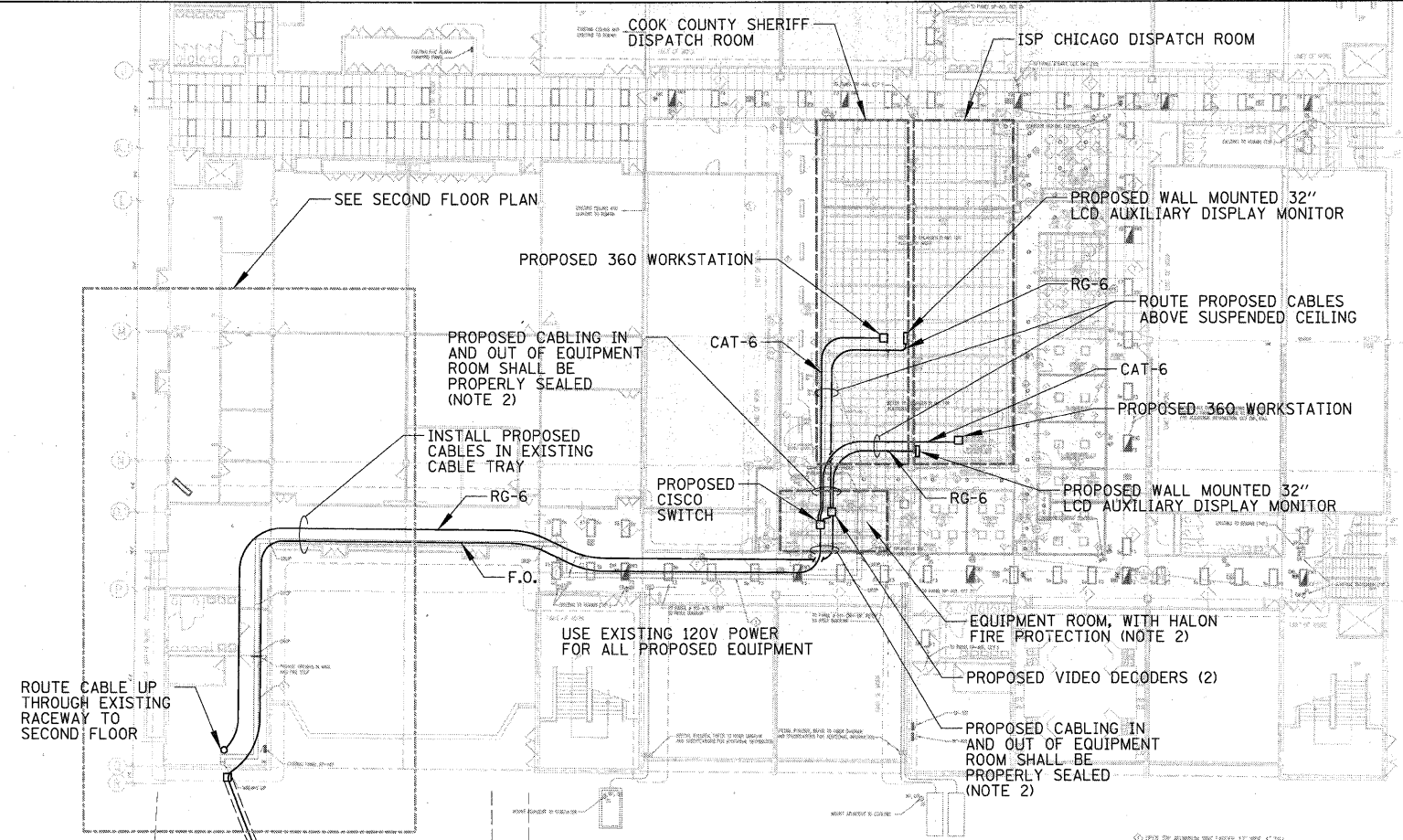
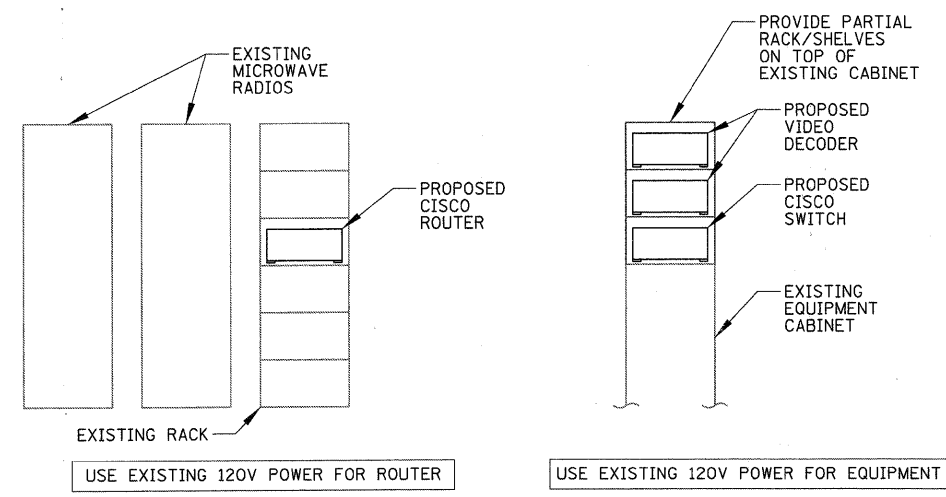


PARTIAL SECOND FLOOR PLAN



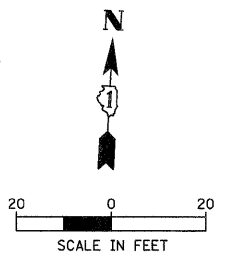
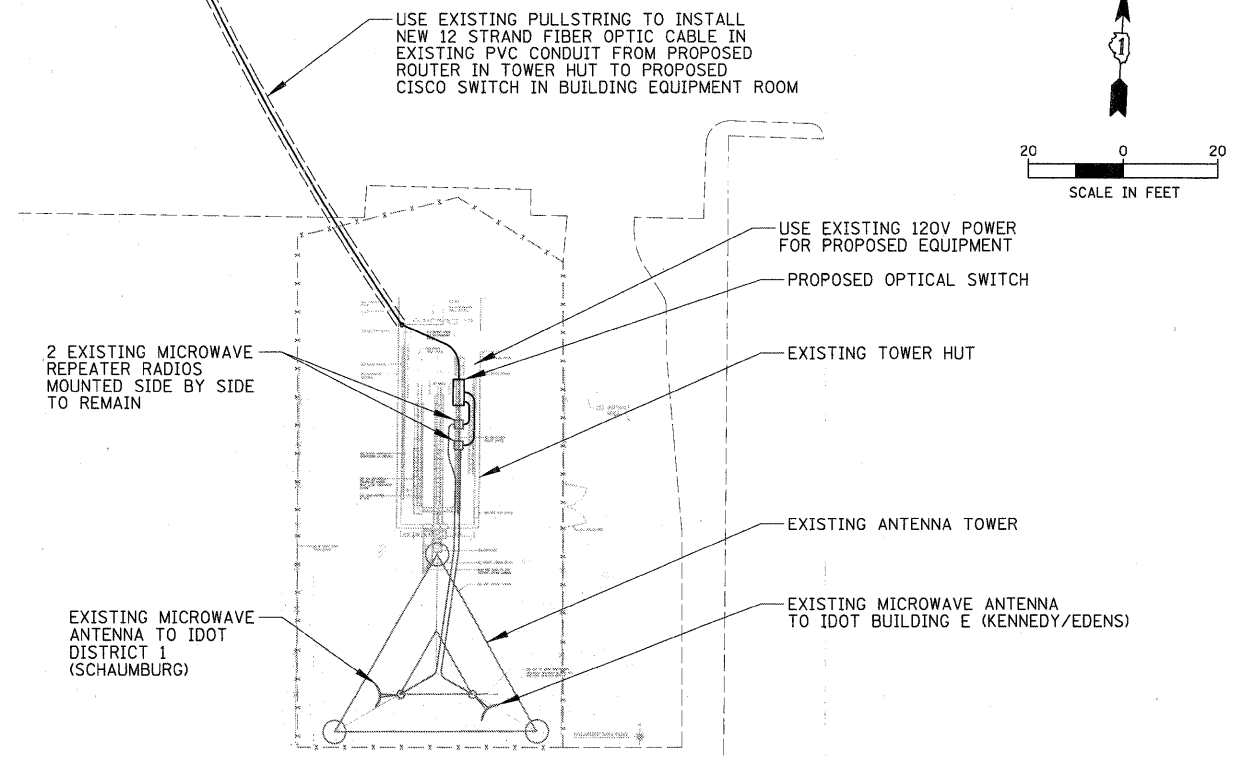
PARTIAL LOWER LEVEL PLAN



TOWER HUT CENTER AISLE EAST ELEVATION **EQUIPMENT ROOM EAST ELEVATION**

EQUIPMENT LAYOUT DETAIL – ISP DISTRICT CHICAGO

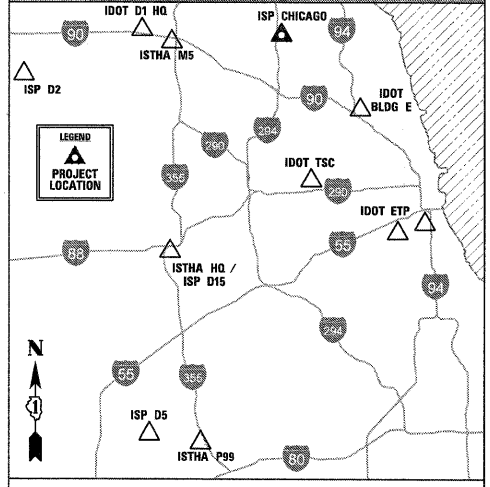

N.T.S.



SCOPE OF WORK

1. EXISTING ANTENNA TOWER OPERATES AS A SIGNAL REPEATER CONNECTING IDOT'S FIBER OPTIC BACKBONE NETWORK FROM IDOT DISTRICT 1 (SCHAUMBURG) TO IDOT BUILDING (KENNEDY / EDENS). THE EXISTING CROSS CONNECTION LINES BETWEEN THE REPEATER RADIOS SHALL BE INTERCEPTED AND CONNECTED TO AN OPTICAL SWITCH TO ALLOW LOCAL ACCESS TO IDOT'S NETWORK TO VIEW CAMERAS. THIS WORK SHALL NOT AFFECT OR CAUSE AN OUTAGE TO EXISTING NETWORK.

CONTRACTOR SHALL COORDINATE, FURNISH, AND INSTALL ALL REQUIRED EQUIPMENT FOR THE ISP AND CCS TO ACCESS AND DISPLAY VIDEO FROM UP TO 4 OF ANY OF IDOT'S TRAFFIC CAMERAS.
2. THE EXISTING EQUIPMENT ROOM AT ISP DISTRICT CHICAGO BUILDING HAS HALON FIRE PROTECTION. ANY PROPOSED WALL PENETRATIONS TO THIS ROOM SHALL BE PROPERLY SEALED AS REQUIRED.



CHRISTOPHER B. BURKE ENGINEERING, LTD.
9575 W. Higgins Road, Suite 600
Rosemont, Illinois 60018
(847) 823-0500

| | | | |
|--|-----------------------|-----------------------|-----------|
| FILE NAME = | USER NAME = ADERICCO | DESIGNED <i>AJD</i> | REVISED - |
| N:\Idot\290122\Mech\090122_ISPChicago_PLN_01.sht | | DRAWN <i>KWB</i> | REVISED - |
| | PLOT SCALE = 20' | CHECKED <i>JPC</i> | REVISED - |
| | PLOT DATE = 5/12/2011 | DATE <i>5/12/2011</i> | REVISED - |

**STATE OF ILLINOIS
DEPARTMENT OF TRANSPORTATION**

**ITS CENTER-TO-CENTER INTEGRATION PROJECT
ISP DISTRICT CHICAGO / COOK COUNTY SHERIFF (MAINE NORTH)**
SCALE: 1" = 20' SHEET NO. OF SHEETS STA. TO STA.

| | | | | |
|---------------------------|-----------|--------|--------------|-----------|
| F.A. RTE. | SECTION | COUNTY | TOTAL SHEETS | SHEET NO. |
| | 2009-0871 | VARIES | 17 | 8 |
| CONTRACT NO. 60134 | | | | |
| ILLINOIS FED. AID PROJECT | | | | |