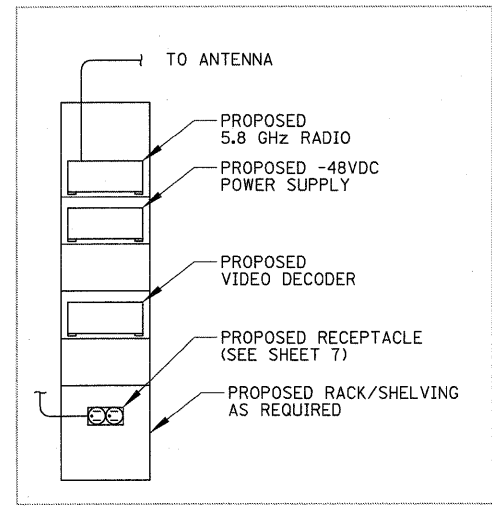
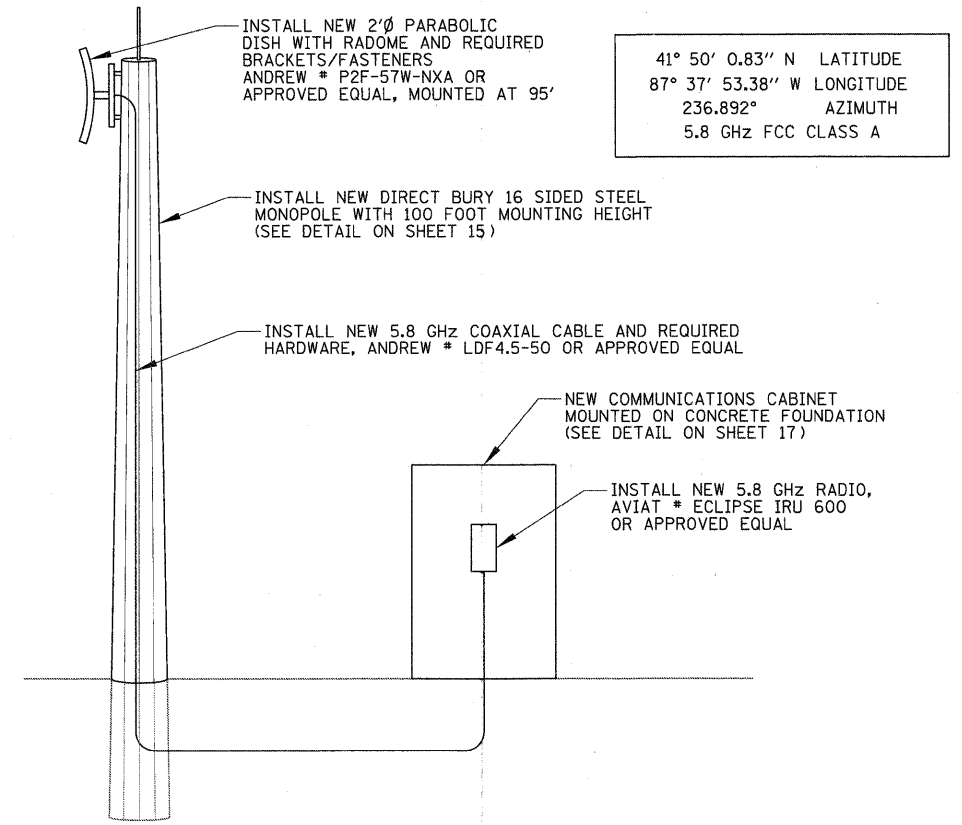


EXISTING ETP BUILDING ELEVATION LOOKING NORTH
RADIO & ANTENNA DETAIL - ETP
 N.T.S.

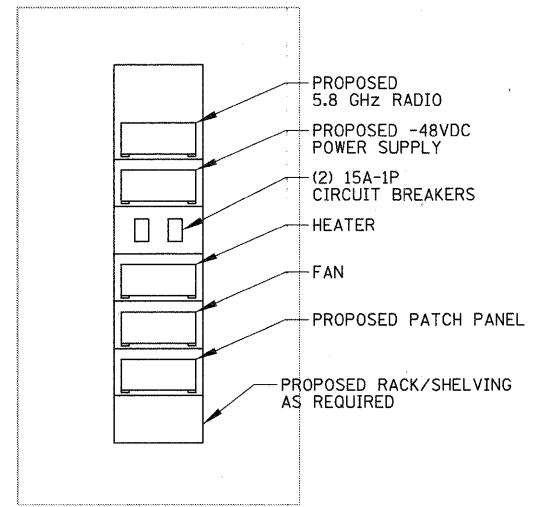


USE PROPOSED 120V RECEPTACLE FOR POWER TO EQUIPMENT
TELEPHONE ROOM - SOUTH WALL ELEVATION

EQUIPMENT LAYOUT DETAIL - ETP
 N.T.S.

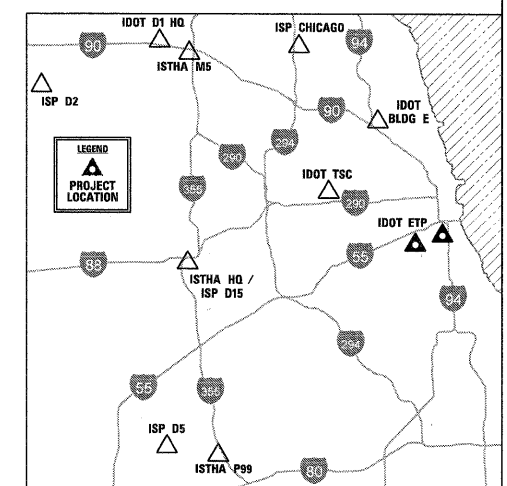


RADIO & ANTENNA DETAIL - DAN RYAN
 N.T.S.



PROPOSED COMMUNICATIONS CABINET ELEVATION

EQUIPMENT LAYOUT DETAIL - DAN RYAN
 N.T.S.



CHRISTOPHER B. BURKE ENGINEERING, LTD.
 9575 W. Higgins Road, Suite 600
 Rosemont, Illinois 60018
 (847) 823-0500

FILE NAME =	USER NAME = ADERICCO	DESIGNED = AJD	REVISED = -
N:\Idot\090122\Mech\090122_AntennaDetail_03.sht		DRAWN = KWB	REVISED = -
	PLOT SCALE = 20'	CHECKED = JPC	REVISED = -
	PLOT DATE = 5/12/2011	DATE = 5/12/2011	REVISED = -

STATE OF ILLINOIS
 DEPARTMENT OF TRANSPORTATION

ITS CENTER-TO-CENTER INTEGRATION PROJECT
RADIO, ANTENNA, & EQUIPMENT DETAILS - IDOT ETP / DAN RYAN

SCALE: N.T.S.	SHEET NO. OF SHEETS	STA. TO STA.
---------------	---------------------	--------------

F.A. RTE.	SECTION	COUNTY	TOTAL SHEETS	SHEET NO.
	2009-0871	VARIES	17	14
CONTRACT NO. 60134				
ILLINOIS FED. AID PROJECT				