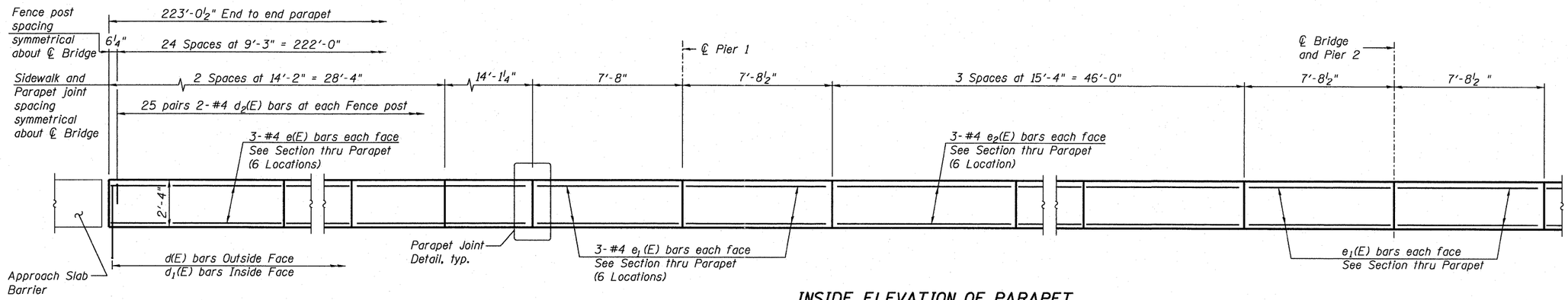

INSIDE ELEVATION OF PARAPET

North Parapet Looking North Shown,
South Parapet Looking South is Similar
Dimensions along Inside Face of Parapet

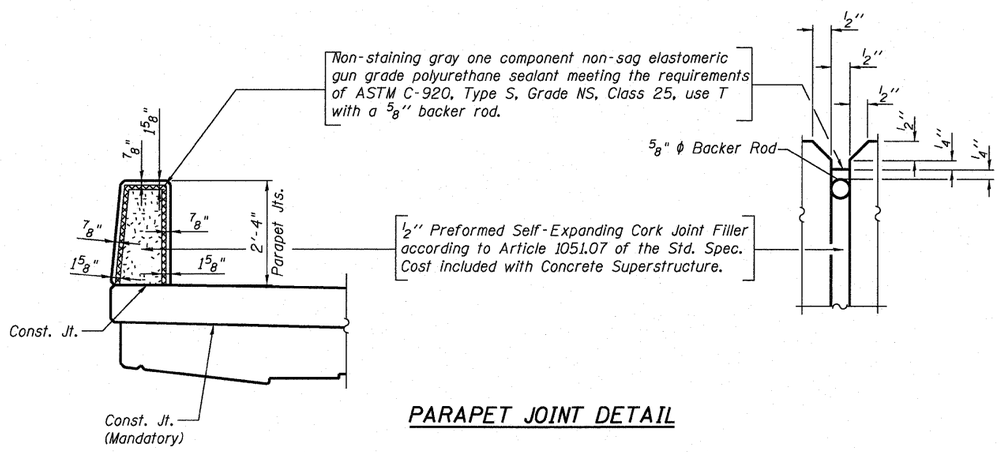

PARAPET JOINT DETAIL

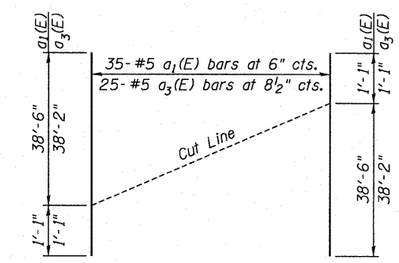

FIELD CUTTING DIAGRAM

Order $a_1(E)$ and $a_3(E)$ bars full length. Cut as shown and use remainder of bars in opposite face.

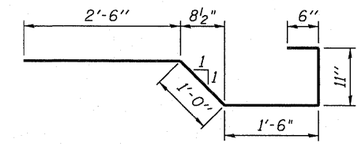

BAR x(E)

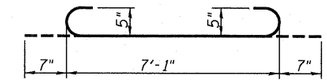

BAR $a_5(E)$

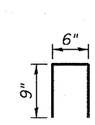

BAR $d_2(E)$

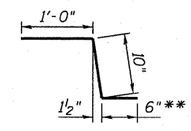

BAR c(E)

** In lieu of bottom leg, c(E) bars may be cored and set according to Article 509.06 of Standard Specifications. Cored holes shall be roughened or scored per manufacturer's recommendations. Maximum depth of cored hole shall not exceed 6".

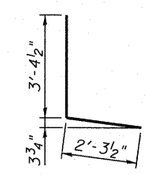

BAR d(E)

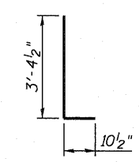

BAR $d_1(E)$

SUPERSTRUCTURE BILL OF MATERIAL

Bar	No.	Size	Length	Shape
d(E)	412	#5	39' - 6"	
$a_1(E)$	35	#5	39' - 7"	
$a_2(E)$	291	#5	39' - 4"	
$a_3(E)$	25	#5	39' - 3"	
$a_4(E)$	10	#5	43' - 4"	
$a_5(E)$	30	#5	8' - 3"	
$a_6(E)$	32	#5	2' - 0"	
b(E)	456	#5	30' - 9"	
$b_1(E)$	369	#5	27' - 8"	
$b_2(E)$	120	#6	35' - 2"	
c(E)	448	#5	2' - 4"	
$c_1(E)$	448	#5	5' - 9"	
d(E)	448	#4	5' - 8"	
$d_1(E)$	448	#6	4' - 3"	
$d_2(E)$	100	#4	2' - 0"	
e(E)	72	#4	13' - 10"	
$e_1(E)$	72	#4	7' - 5"	
$e_2(E)$	72	#4	15' - 1"	
x(E)	82	#5	6' - 5"	
Concrete Superstructure			Cu. Yd.	332.6
Bridge Deck Grooving			Sq. Yd.	652
Protective Coat			Sq. Yd.	1,135
Reinforcement Bars, Epoxy Coated			Pound	74,540

Notes:

1. Work this sheet with sheets S9 and S10.
2. For Bridge Fence Railing details see sheet S20.

FILE NAME = ...\0162121-011-DeckDetails2.dgn	DESIGNED EV	REVISED -	
PLOT TIME = 2:52:59 PM	DRAWN JCP	REVISED -	
PLOT DATE = 8/9/2011	CHECKED PC	REVISED -	
	DATE 08 09 2011	REVISED -	

EPSTEIN
600 WEST FULTON STREET
CHICAGO, ILLINOIS
60661-1259
TEL 312 454 9100
FAX 312 559 1217
WEB www.epsteinglobal.com

STATE OF ILLINOIS
DEPARTMENT OF TRANSPORTATION

SUPERSTRUCTURE DETAILS 2
STRUCTURE NO. 016-2121
SHEET NO. S11 OF S29 SHEETS

F.A.P. RTE.	SECTION	COUNTY	TOTAL SHEETS	SHEET NO.
332	0101.1 BR-3	COOK	60	26
		CONTRACT NO. 62421		
		ILLINOIS FED. AID PROJECT		