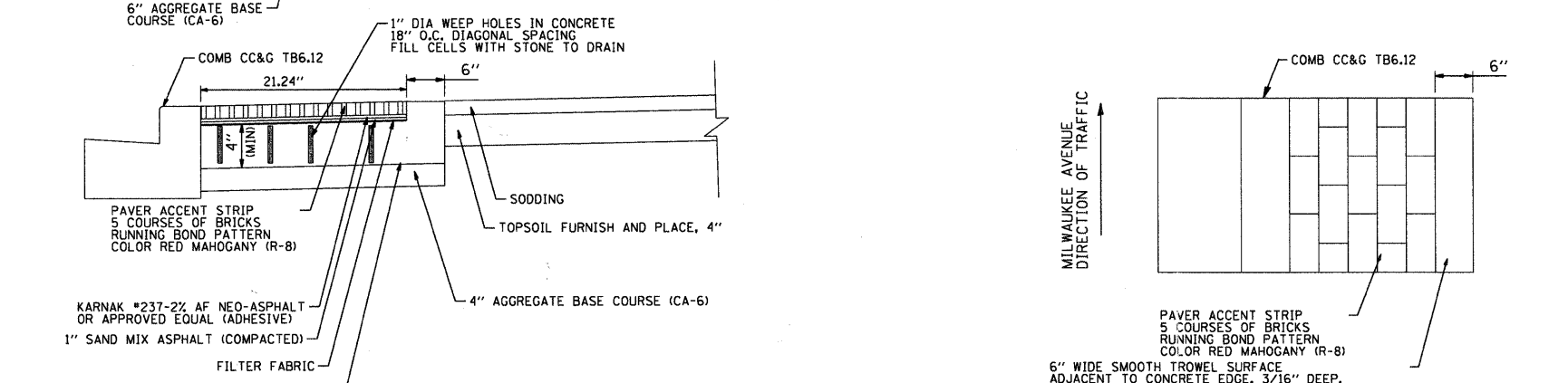
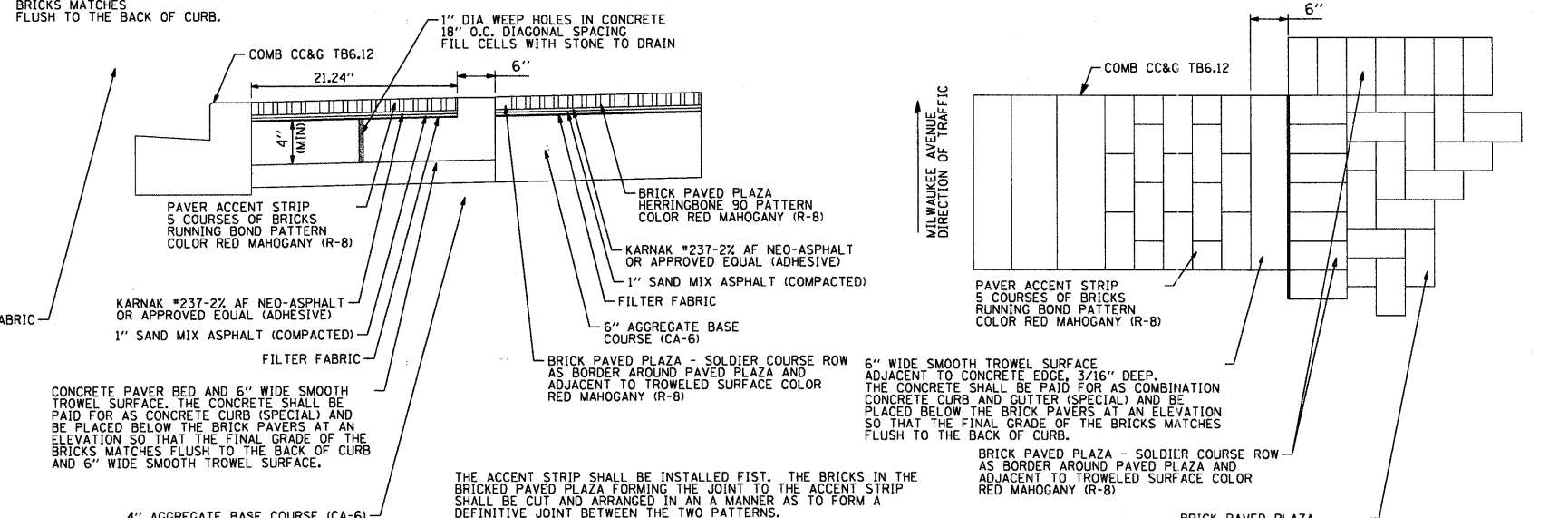


ACCENT STRIP INSTALLED ADJACENT TO SIDEWALK



ACCENT STRIP INSTALLED ADJACENT TO TOPSOIL

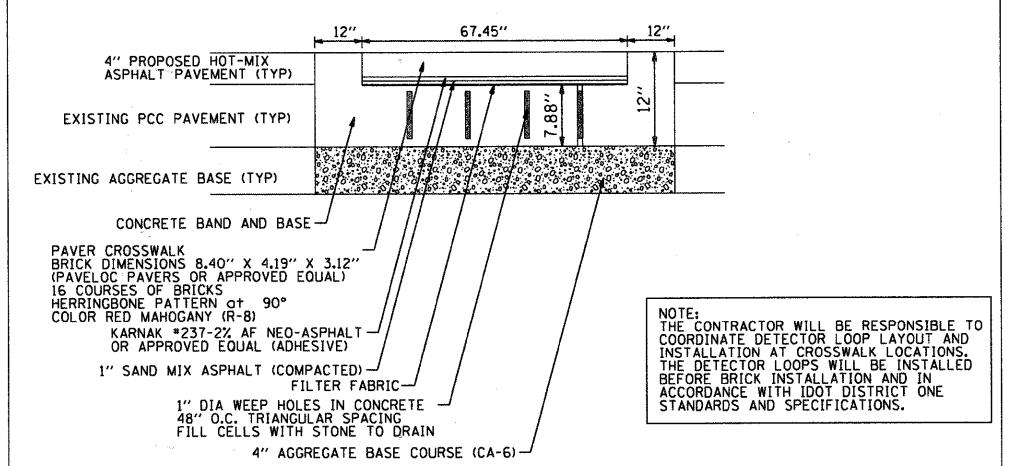
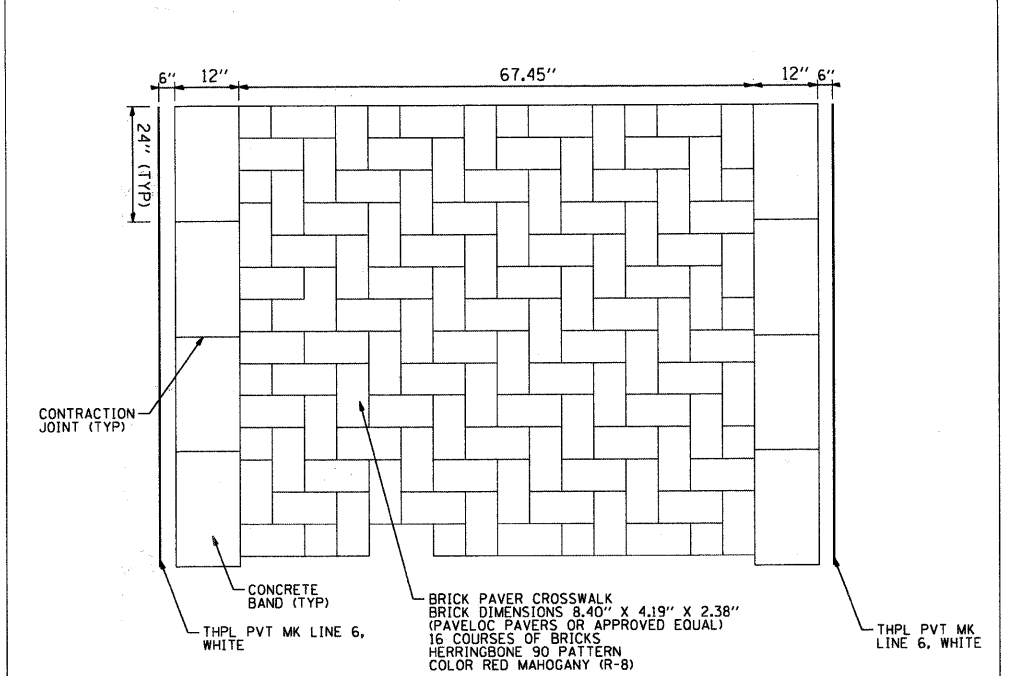
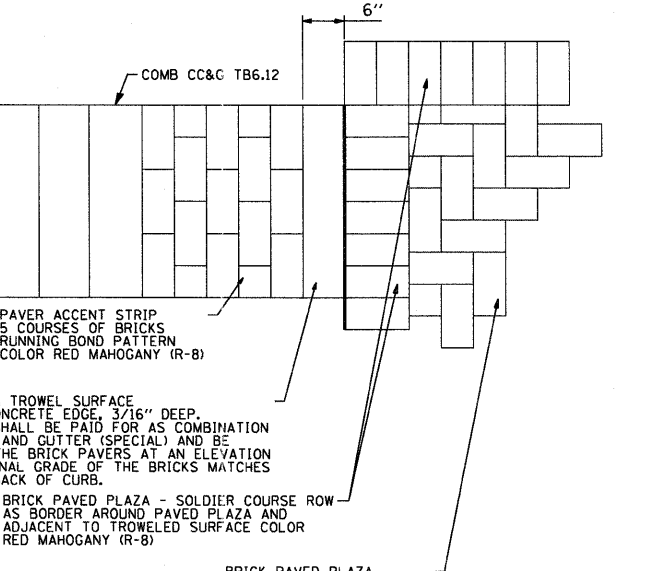
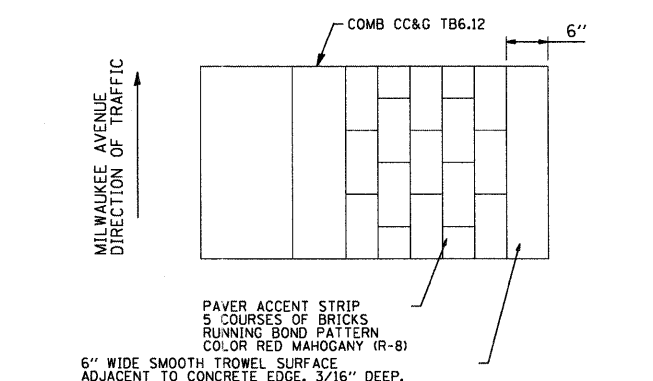
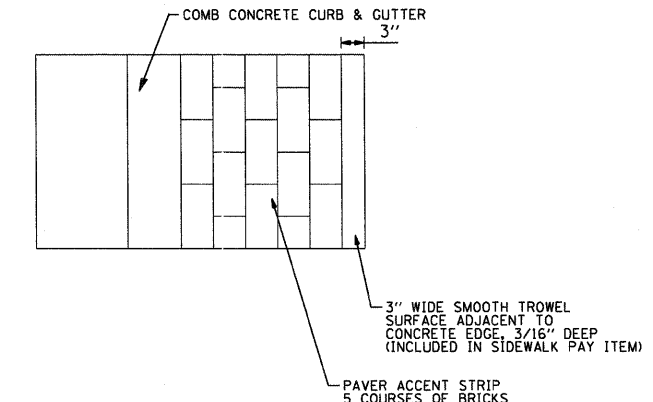


ACCENT STRIP AND BRICK PAVED PLAZA INSTALLATION

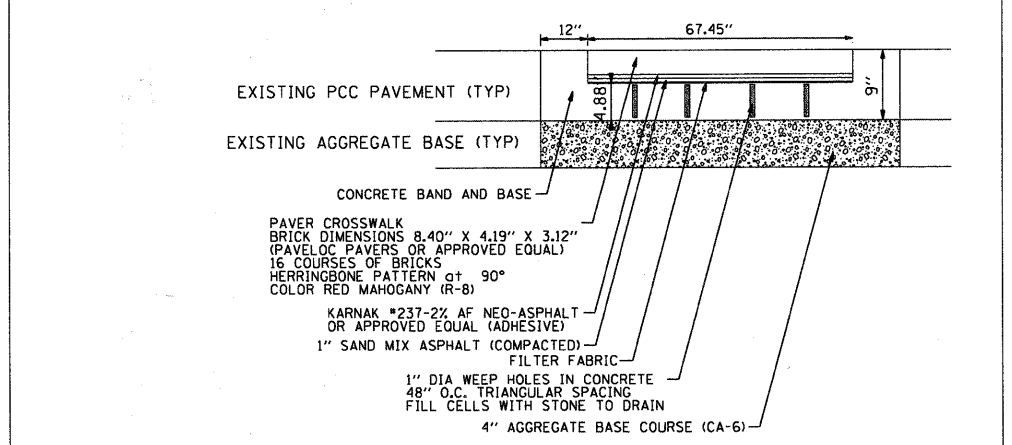
INSTALLATION NOTES

1. BRICK DIMENSIONS 8.40" X 4.19" X 2.38" (PAVELOC PAVERS OR APPROVED EQUAL)
2. PAVERS SHALL BE INSTALLED ON TOP OF THE SAND MIX/NEO-ASPHALT OR APPROVED EQUAL (ADHESIVE), INSTALLING ALL FULL STONES POSSIBLE FIRST. SMALL CUT PIECES WILL THEN BE INSTALLED.
3. CONTRACTOR SHALL COMPACT PAVING STONES INTO THE SAND MIX/NEO-ASPHALT (ADHESIVE) COURSE WITH A MECHANICAL PLATE COMPACTOR WITH A FORCE OF 2500-3500 LBS.
4. POLYMERIC SAND IS THEN SWEEPED INTO THE JOINTS AND VIBRATED UNTIL THE JOINT ARE FULL.
5. THE PAVERS SHALL BE PLACED ACCORDING TO MANUFACTURER SPECIFICATIONS AND INTERLOCKING CONCRETE PAVEMENT INSTITUTE SPECIFICATIONS.

BRICK PAVER ACCENT STRIP AND BRICK PAVED PLAZA
N.T.S.



FOR EXISTING COMPOSITE PAVEMENT



FOR EXISTING CONCRETE PAVEMENT

BRICK PAVER CROSSWALK
N.T.S.

COMPANY NAME: HRGreen.com
PROJECT CONTACT: #194-001322
CLIENT: #194-001322
DATE PLOTTED: 7/20/2011 4:17:05 PM
FILE NAME: 86100065-sspec1-01.dgn
PLOT DRIVER: pdf.plt
PEN TABLE: standard-trans.tbl



USER NAME = Charlotte	DESIGNED - PS	REVISED -
PLOT SCALE = NTS	DRAWN - CMH	REVISED -
PLOT DATE = 7/20/2011	CHECKED - JLP	REVISED -
	DATE -	REVISED -

STATE OF ILLINOIS
DEPARTMENT OF TRANSPORTATION

MILWAUKEE AVENUE
LANDSCAPE DETAILS
SCALE: NTS SHEET NO. 1 OF 6 SHEETS STA. TO STA.

F.A.P. RTE. 374	SECTION 10-00111-00-LS	COUNTY COOK	TOTAL SHEETS 62	SHEET NO. 24
FED. ROAD DIST. NO. [ILLINOIS]		CONTRACT NO. 63622		