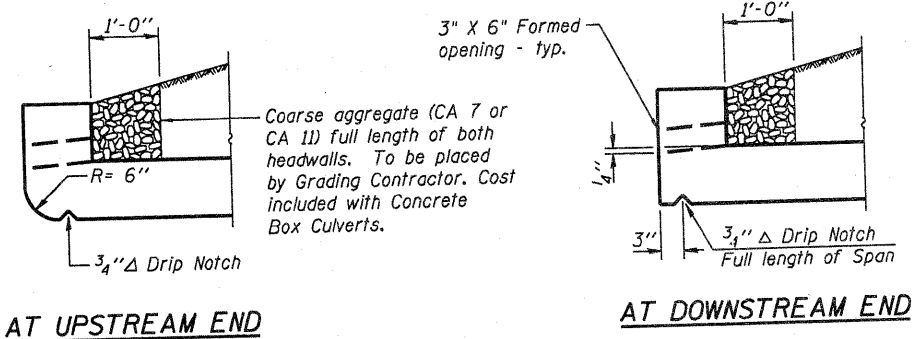
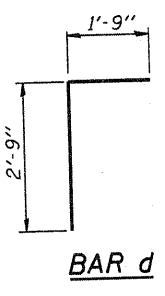
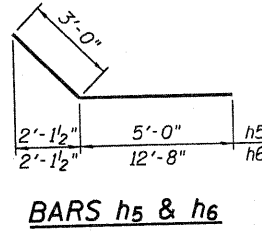
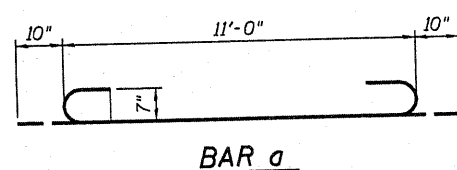


LONGITUDINAL SECTION

DESIGN STRESSES

$f_y = 60,000 \text{ psi}$
 $f'_c = 3,500 \text{ psi}$



FILE NAME = PACBBEL_MEST Projects\2009\124100 1001 Various Structures\Drawings\018-1067\0981067-64F23-007-Detail.dwg

WBK WILLS BURKE KELSEY ASSOCIATES LTD.
 116 West Main Street, Suite 201
 St. Charles, Illinois 60174
 (830) 443-7755

USER NAME =	DESIGNED - DLS	REVISED -
FILE NAME =	CHECKED - AEU	REVISED -
PLOT SCALE =	DRAWN - AWH	REVISED -
PLOT DATE = 06/24/2011	CHECKED - DLS	REVISED -

STATE OF ILLINOIS
DEPARTMENT OF TRANSPORTATION

CULVERT DETAILS
STRUCTURE NO. 098-1067
 SHEET NO. 7 OF 9 SHEETS

F.A.P. RTE. 309	SECTION 15T-1	COUNTY WHITESIDE	TOTAL SHEETS 74	SHEET NO. 37
			CONTRACT NO. 64F23	
ILLINOIS FED. AID PROJECT				