

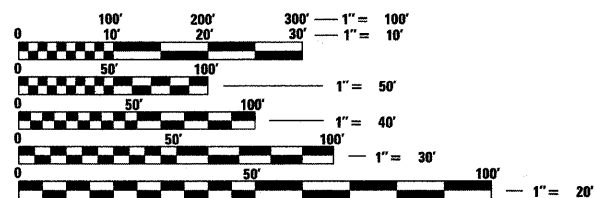
F.A.P. RTE.	SECTION	COUNTY	TOTAL SHEETS	SHEET NO.
68	(28)N, TS & I	DEKALB	120	1
ILLINOIS		CONTRACT NO. 66983		

**INDEX OF SHEETS**

1. COVER SHEET
2. GENERAL NOTES
- 3-7. SUMMARY OF QUANTITIES
- 8-11. TYPICAL SECTIONS
- 12-14. SCHEDULE OF QUANTITIES
- 15-27. PLANS
- 28-29. DRAINAGE AND UTILITY PLAN
30. RIGHT-OF-WAY PLANS
- 31-43. PAVEMENT MARKING & SIGNING PLANS
- 44-58. INTERSECTION DETAIL
- 59-89. TRAFFIC SIGNAL PLANS
- 90-102. ROADWAY DETAILS
103. CROSS SECTIONS (FISK AVENUE) NE
- 104-105. CROSS SECTIONS (FISK AVENUE) SW
- 106-107. CROSS SECTIONS (IL 38) NW
- 108-109. CROSS SECTIONS (TAYLOR STREET) NE
- 110-113. CROSS SECTIONS (TAYLOR STREET) SE
- 114-118. CROSS SECTIONS (TAYLOR STREET) SW
- 119-120. CROSS SECTIONS (TAYLOR STREET) NW

**HIGHWAY STANDARDS**

- 280001-05 TEMPORARY EROSION CONTROL SYSTEMS
- 353001-04 PCC BASE COURSE WITH HMA BINDER AND SURFACE COURSES
- 420001-07 PAVEMENT JOINTS
- 424001-05 CURB RAMPS FOR SIDEWALKS
- 442201-03 CLASS C AND D PATCHES
- 602301-03 INLET, TYPE A
- 602401-03 MANHOLE, TYPE A
- 602601-02 PRECAST REINFORCED CONCRETE FLAT SLAB TOP
- 602701-02 MANHOLE STEPS
- 604001-03 FRAME AND LIDS, TYPE 1
- 604006-04 FRAME AND GRATE, TYPE 3
- 604016-02 FRAME AND GRATE, TYPE 4
- 606001-04 CONCRETE CURB TYPE B AND COMBINATION CONCRETE CURB AND GUTTER
- 701006-03 OFF-ROAD OPERATIONS, 2L, 2W, 15' (4.5 m) TO 24" (600 mm) FROM PAVEMENT EDGE
- 701501-06 URBAN LANE CLOSURE, 2L, 2W, UNDIVIDED
- 701606-07 URBAN LANE CLOSURE, MULTILANE, 2W WITH MOUNTABLE MEDIAN
- 701701-07 URBAN LANE CLOSURE, MULTILANE INTERSECTION
- 701801-04 LANE CLOSURE, MULTILANE 1W OR 2W CROSSWALK OR SIDEWALK CLOSURE
- 701901-01 TRAFFIC CONTROL DEVICES
- 720001-01 SIGN PANEL MOUNTING DETAILS
- 720006-02 SIGN PANEL ERECTION DETAILS
- 720016-02 MAST ARM MOUNTED STREET NAME SIGNS
- 728001-01 TELESCOPING STEEL SIGN SUPPORT
- 780001-02 TYPICAL PAVEMENT MARKINGS
- 781001-03 TYPICAL APPLICATIONS RAISED REFLECTIVE PAVEMENT MARKERS
- 805001-01 ELECTRICAL SERVICE INSTALLATION DETAILS
- 814001-02 HANDHOLES
- 814006-02 DOUBLE HANDHOLES
- 857001-01 STANDARD PHASE DESIGNATION DIAGRAMS AND PHASE SEQUENCES
- 862001-01 UNINTERRUPTIBLE POWER SUPPLY (UPS)
- 873001-02 TRAFFIC SIGNAL GROUNDING & BONDING
- 876001-01 PEDESTRIAN PUSH BUTTON POST
- 877001-04 STEEL MAST ARM ASSEMBLY AND POLE 16' THROUGH 55'
- 877006-03 STEEL MAST ARM ASSEMBLY AND POLE WITH DUAL MAST ARMS
- 877011-04 STEEL COMBINATION MAST ARM ASSEMBLY AND POLE 16' THROUGH 55'
- 878001-08 CONCRETE FOUNDATION DETAILS
- 880006-01 TRAFFIC SIGNAL MOUNTING DETAILS
- 886001-01 DETECTOR LOOP INSTALLATIONS
- 886006-01 TYPICAL LAYOUT FOR DETECTION LOOPS
- 000001-06 STANDARD SYMBOLS, ABBREVIATIONS AND PATTERNS
- 001001-02 AREAS OF REINFORCEMENT BARS
- 001006 DECIMAL OF AN INCH AND OF A FOOT



FULL SIZE PLANS HAVE BEEN PREPARED USING STANDARD ENGINEERING SCALES. REDUCED SIZED PLANS WILL NOT CONFORM TO STANDARD SCALES. IN MAKING MEASUREMENTS ON REDUCED PLANS, THE ABOVE SCALES MAY BE USED.

J.U.L.I.E.  
JOINT UTILITY LOCATION INFORMATION FOR EXCAVATION  
1-800-892-0123  
OR 811

PROJECT ENGINEER: CRAIG S. REED P.E.  
UNIT CHIEF: MARK JONES P.E.

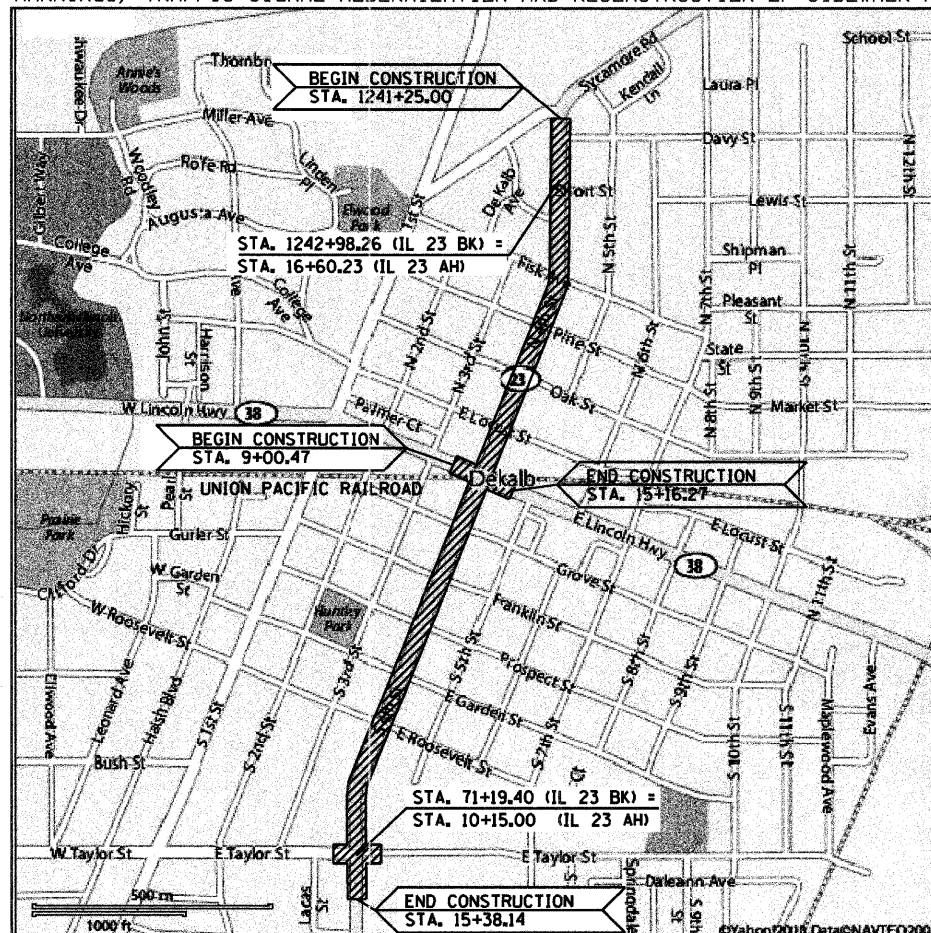
CONTRACT NO. 66983



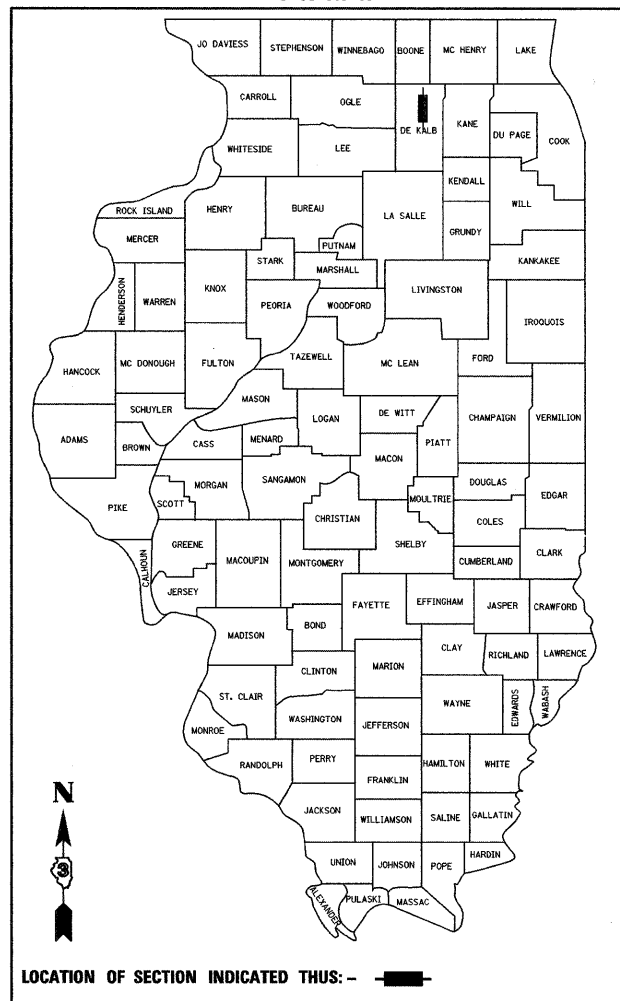
STATE OF ILLINOIS  
DEPARTMENT OF TRANSPORTATION  
DIVISION OF HIGHWAYS  
**PROPOSED  
HIGHWAY PLANS**

FAP 68 (IL 23)  
SECTION (28)N, TS & I  
PROJECT: HSIP-F-0068(109)  
SAFETY IMPROVEMENTS  
DEKALB COUNTY  
C-93-019-10


CONSTRUCT SAFETY IMPROVEMENTS ON IL 23 THROUGH THE CITY OF DEKALB. WORK INCLUDES INTERSECTION IMPROVEMENTS, MILLING AND RESURFACING, PAVEMENT MARKINGS, TRAFFIC SIGNAL MODERNIZATION AND RECONSTRUCTION OF SIDEWALK RAMPS.



GROSS LENGTH = 6155.6 FT. = 1.166 MILE  
NET LENGTH = 6155.6 FT. = 1.666 MILE



FAP 68 (IL 23)  
FUNCTIONAL CLASSIFICATION: OTHER PRINCIPAL ARTERIAL  
ADT 7300 (2009)  
PC 96%  
SU 3%  
MU 1%



PROFESSIONAL DESIGN FIRM  
LICENSE NO. 184-001717

STATE OF ILLINOIS  
DEPARTMENT OF TRANSPORTATION  
DIVISION OF HIGHWAYS

SUBMITTED January 31 20 11  
Eric S. Thekubson  
DEPUTY DIRECTOR OF HIGHWAYS, REGION ENGINEER

May 13 20 11  
Scott E. Stitt P.E.  
ENGINEER OF DESIGN AND ENVIRONMENT

May 13 20 11  
Christine M. Reed  
DIRECTOR OF HIGHWAYS, CHIEF ENGINEER

**PRINTED BY THE AUTHORITY  
OF THE STATE OF ILLINOIS**