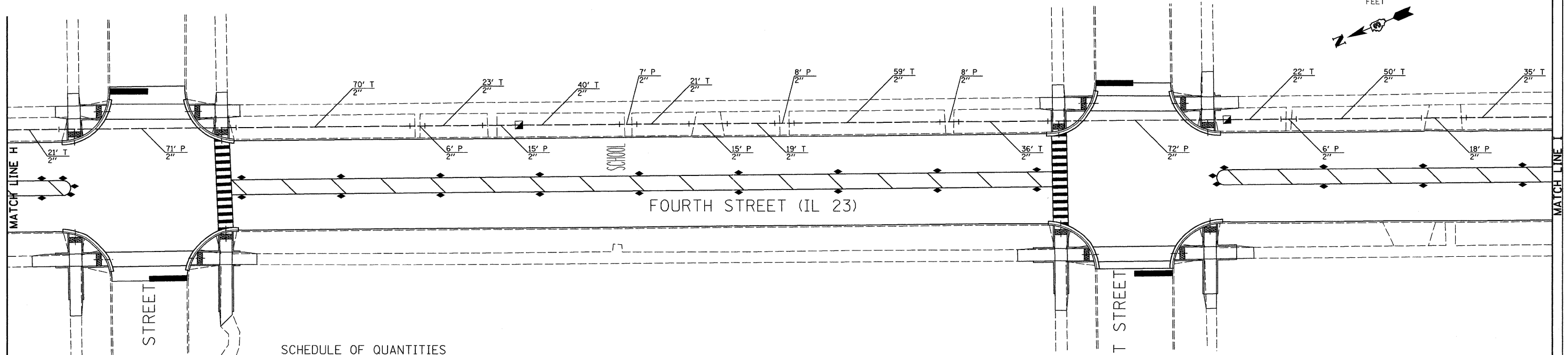
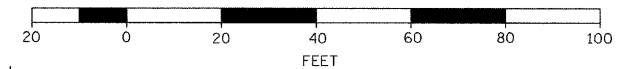


GRAPHIC SCALE



SCHEDULE OF QUANTITIES

ITEM NO.	DESCRIPTION	UNIT	TOTAL QUANTITY
81012600	CONDUIT IN TRENCH, 2" DIA., PVC	FOOT	657
81021330	CONDUIT PUSHED, 2" DIA., PVC	FOOT	481
81400700	HANDHOLE, PORTLAND CEMENT CONCRETE	EACH	4
81900200	TRENCH AND BACKFILL FOR ELECTRICAL WORK	FOOT	657
87100160	FIBER OPTIC CABLE IN CONDUIT 62.5/125 24F	FOOT	1164
*3002213	ELECTRIC CABLE IN CONDUIT, TRACER, NO. 14 1C	FOOT	1164

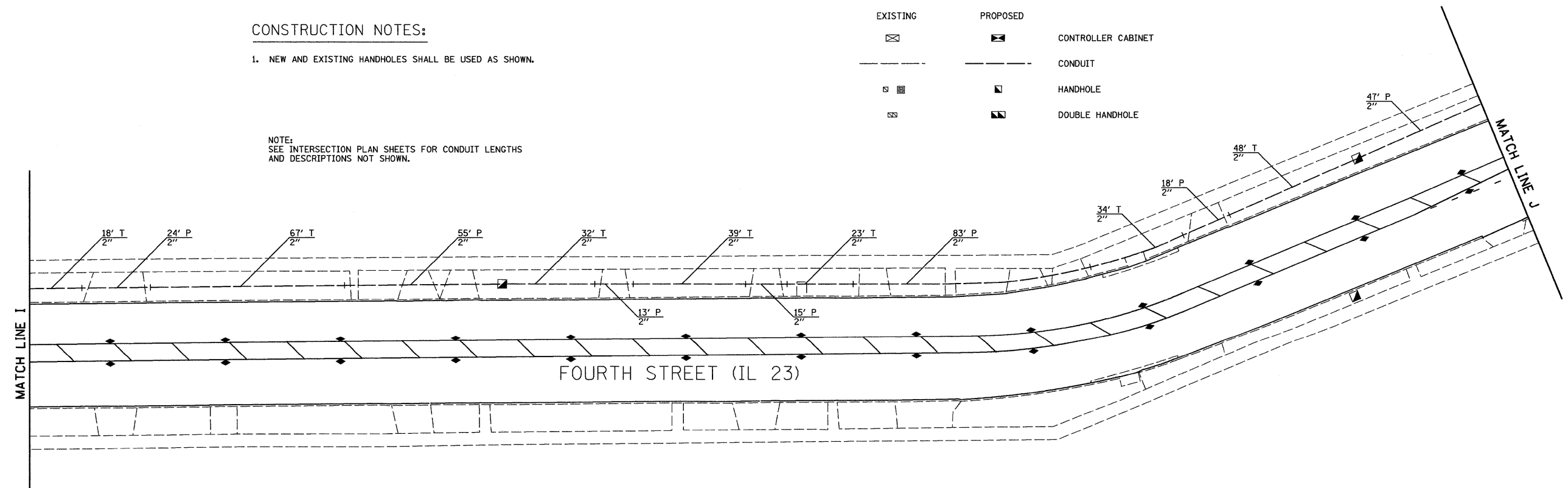
CONSTRUCTION NOTES:

- NEW AND EXISTING HANDHOLES SHALL BE USED AS SHOWN.

NOTE:
SEE INTERSECTION PLAN SHEETS FOR CONDUIT LENGTHS
AND DESCRIPTIONS NOT SHOWN.

TRAFFIC SIGNALS LEGEND

EXISTING	PROPOSED	
		CONTROLLER CABINET
		CONDUIT
		HANDHOLE
		DOUBLE HANDHOLE



FILE NAME = 0366983-SHT-TS-INTERCONNECT.DGN

USER NAME = --

DESIGNED - DJD

REVISED - ---

DRAWN - ARR

REVISED - ---

PLOT SCALE = 1" = 20'

CHECKED - DJD

REVISED - ---

PLOT DATE = 01/11

DATE - 01/11

REVISED - ---

STATE OF ILLINOIS
DEPARTMENT OF TRANSPORTATION

TRAFFIC SIGNAL INTERCONNECT PLAN
FAP 68 (IL 23)/FOURTH STREET

SCALE: 1" = 20' SHEET NO. ___ OF ___ SHEETS STA. _____ TO STA. _____

F.A.P. RTE.	SECTION	COUNTY	TOTAL SHEETS	SHEET NO.
68	(28)N, TS & I	DEKALB	120	87
CONTRACT NO. 66983				
ILLINOIS FED. AID PROJECT				