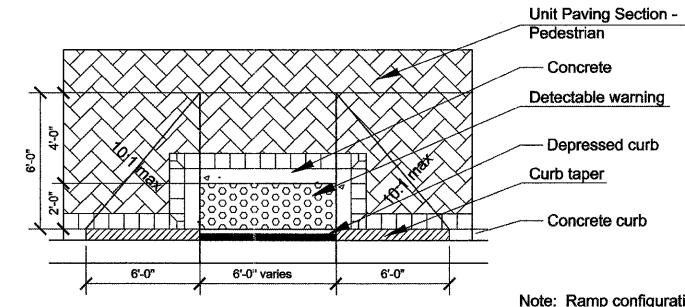


NOTE:
Provide sawcut control joints 5' o.c. max. and expansion joints 40' o.c. max. w/ 3/8" pre-formed expansion material

DETAIL 1

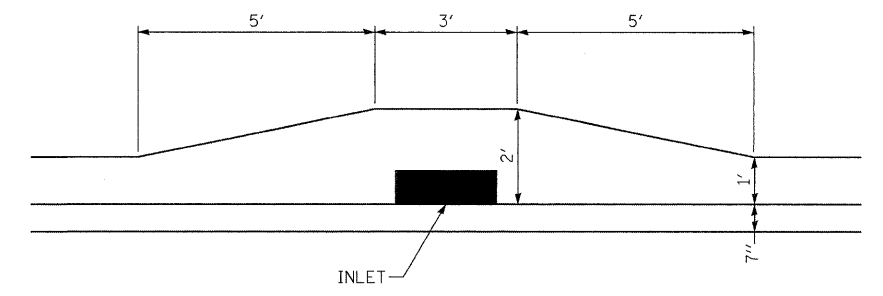
See sidewalk removal and replacement details for additional details



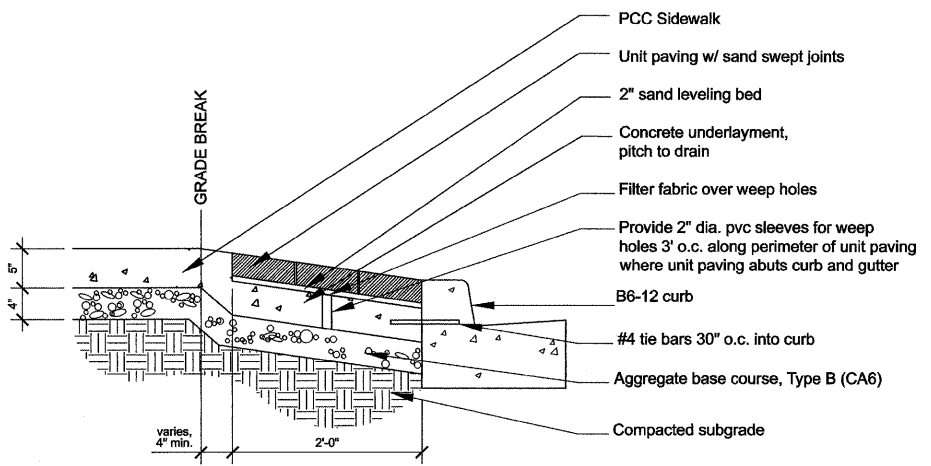
ADA RAMP

Note: Ramp configurations vary depending on specific field conditions - see layout plans for more information

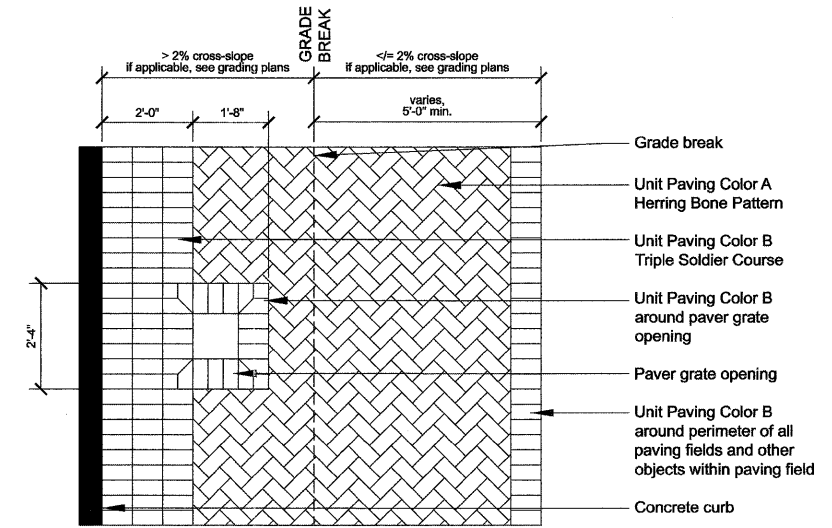
See ADA sidewalk ramp details and highway standard 424001 for additional details



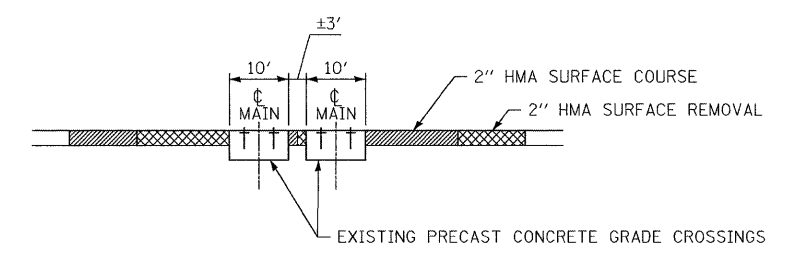
GUTTER TRANSITION AT INLET DETAIL



DETAIL 2



MASONRY SIDEWALK PATTERN



**PROPOSED MILLING & RESURFACING
DETAIL AT UP RAILROAD CROSSING
DOT /AAR NO. 175 042 V**

MASONRY SIDEWALK DETAILS

FILE NAME = D366983-SHT-DETAILS.DGN	USER NAME = ---	DESIGNED - ---	REVISED - ---	STATE OF ILLINOIS DEPARTMENT OF TRANSPORTATION	DETAILS			F.A.P. RTE. 68	SECTION (28)N, TS & I	COUNTY DEKALB	TOTAL SHEETS 120	SHEET NO. 90
	PLOT SCALE = NONE	CHECKED - DJD	REVISED - ---		SCALE: NONE	SHEET NO. ___ OF ___ SHEETS	STA. _____ TO STA. _____	CONTRACT NO. 66983				
	PLOT DATE = 01/11	DATE - 01/11	REVISED - ---		FED. ROAD DIST. NO. _ ILLINOIS FED. AID PROJECT							