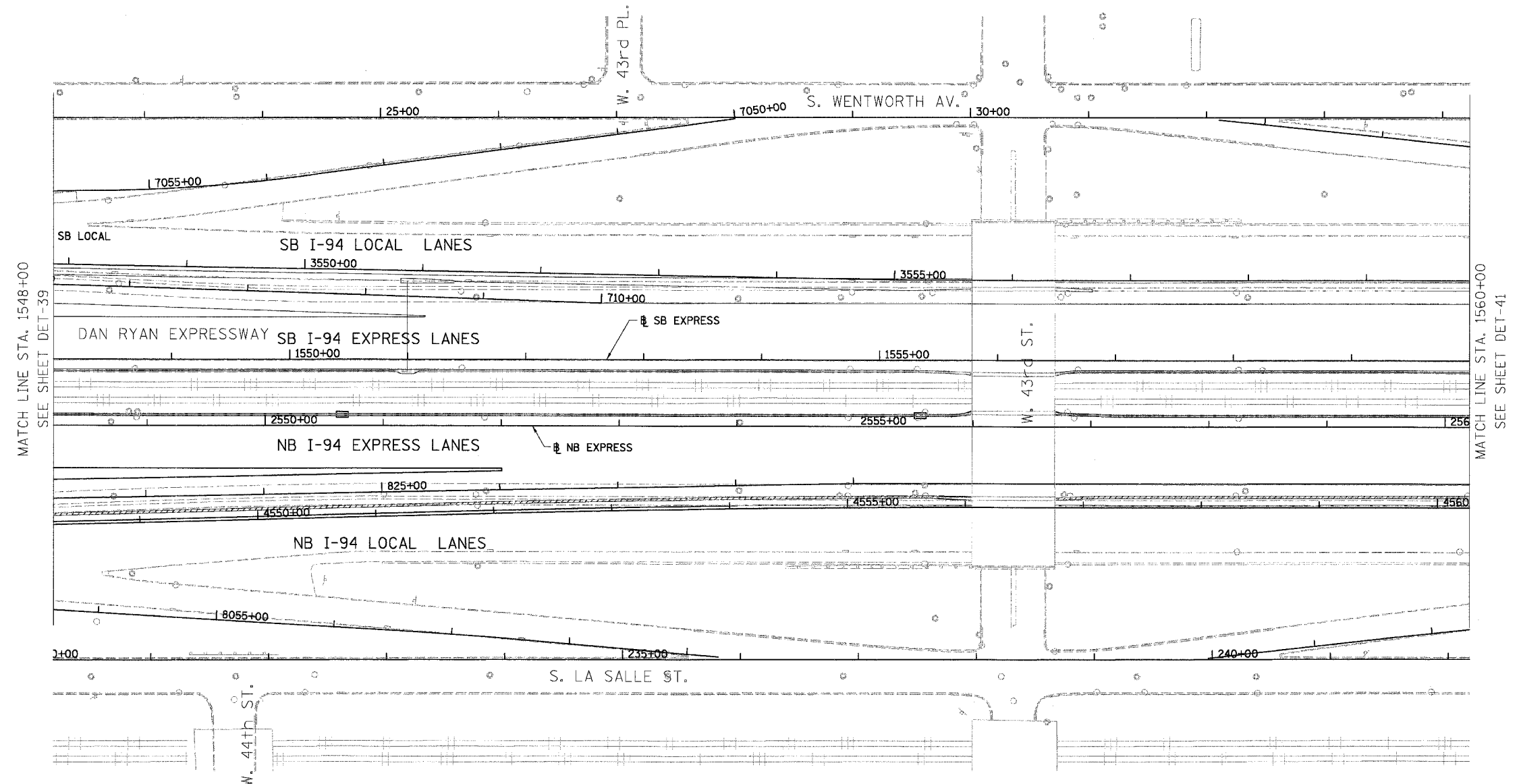
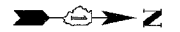


F.A.I.	SECTION	COUNTY	TOTAL SHEETS	SHEET NO.
94/90		COOK	556	338
STA. 1548+00	TO STA. 1560+00			
FED. ROAD DIST. NO.	ILLINOIS	FED. AID PROJECT		

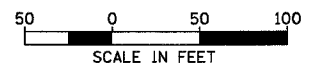
62300 *181B, ETC, 2324.6-1P1R-8

NO PROPOSED WORK ON THIS SHEET



MATCH LINE STA. 1548+00
SEE SHEET DET-39

MATCH LINE STA. 1560+00
SEE SHEET DET-41



EI-40

- NOTES:
1. SEE DRAWING EI-100 AND EI-101 FOR ELECTRICAL SYSTEMS AND ABBREVIATIONS.
 2. UNLESS OTHERWISE STATED, ALL NOTED CABLE TO BE FURNISHED AND INSTALLED UNDER ANOTHER CONTRACT.
 3. TRENCHED CONDUITS INSTALLED IN PARALLEL ARE TO BE INSTALLED IN COMMON TRENCH.
 4. THIS SHEET ONLY DEPICTS INSTALLATION OF DETECTION/RAMP METER ELEMENTS. REFER TO SHEETS FOR OTHER SUBSYSTEMS FOR ADDITIONAL ELEMENTS IN THE AREA SHOWN.
 5. DETECTOR LOOPS INSTALLED BY OTHERS.
 6. REFER TO HANDHOLE DETAILS. SEE DRAWING DT-29.

REVISIONS	
NAME	DATE

ILLINOIS DEPARTMENT OF TRANSPORTATION
 F.A.I. 94/90 (DAN RYAN EXPRESSWAY)
 31ST STREET TO 71ST STREET
 NB EXPRESS LANE RECONSTRUCTION
 ELECTRICAL INFRASTRUCTURE PLAN
 NORTHBOUND STA. 1548+00 TO STA. 1560+00

SCALE: 1"=50'
 DATE: 07/07/05

DRAWN BY: TER
 CHECKED BY: JDC

BOWMAN, BARRETT & ASSOCIATES INC
 CONSULTING ENGINEERS
 Chicago, Illinois
 312 228 0100
 www.bbainc.com

5/20/05 PM